

DISTRICT CAREER DUAL ENROLLMENT: ENROLLMENT REPORT 2014-15



January 2016



FLORIDA DEPARTMENT OF
EDUCATION
fldoe.org

**Division of Career and Adult Education
Rod Duckworth, Chancellor**

District Career Dual Enrollment: 2014-15 Enrollment Report

Definition of Career Dual Enrollment

Florida Statutes provide several articulated acceleration mechanisms including early admissions, advanced placement, credit by examination, International Baccalaureate, and other postsecondary early entrance opportunities. One additional mechanism authorized in Florida Statutes is dual enrollment that allows secondary students to enroll in postsecondary instruction which results in both postsecondary and secondary credit.¹ The intent is to broaden curricular options, increase depth of study options available to students and shorten the time necessary for completing the requirements for earning a postsecondary certificate or degree.

Through dual enrollment, public, private and home education secondary students may enroll in postsecondary courses creditable toward both high school graduation requirements and a postsecondary diploma or degree. There are two curricular avenues for students to participate in dual enrollment: early college (college credit) and career dual enrollment. Early college dual enrollment refers to academic or college credit coursework at the postsecondary level that leads to a college credit certificate or degree. Early college dual enrollment is available through participating Florida colleges and universities. Career dual enrollment is a curricular option of elective credits toward earning a high school diploma and completing a career certificate program and is available through district career centers and Florida College System institutions.

School districts must inform all students of the option and eligibility criteria, and programs must lead to industry certifications. Career dual enrollment is not intended to enable students to take isolated courses unrelated to a program, but to be provided as a curricular option for secondary students in order to earn industry certifications adopted pursuant to Florida Statutes². Students participating in dual enrollment are exempt from the payment of registration, tuition, laboratory fees and other fees, such as technology fees and parking decal fees associated with costs of attendance.

Applied Academics for Adult Education, developmental courses and other pre-collegiate instruction are ineligible for dual enrollment credit because students do not articulate for postsecondary credit. Physical education skills courses are also ineligible for dual enrollment.

Career Dual Enrollment Data

In 2014-15, ninety-five percent (95%) of career dual enrollment took place in district career centers and five percent (5%) took place in colleges. District career dual enrollment has increased from 6,020 students in 2013-14 to 8,649 students in 2014-15. Several districts experienced declines in their total dual enrollment headcount, while others reported increases. For example, Osceola County School District, which accounted for five percent (5%) of the total headcount of dual enrollment of students for the 2013-14 school year, reported a ten percent (10%) decline in dual enrollment headcount for the 2014-15 school year. In contrast, Orange County School District reported a dual enrollment headcount of 3,138 students for the 2014-15 school year compared with 876 students reported for the 2013-14 school year.

Fifty-nine percent (59%) of district career dual enrollment students in 2014-15 were male and the majority of the total population (62%) was identified as a minority. In 2014-15, Orange and Miami-Dade County School Districts reported the highest career dual enrollment headcount.

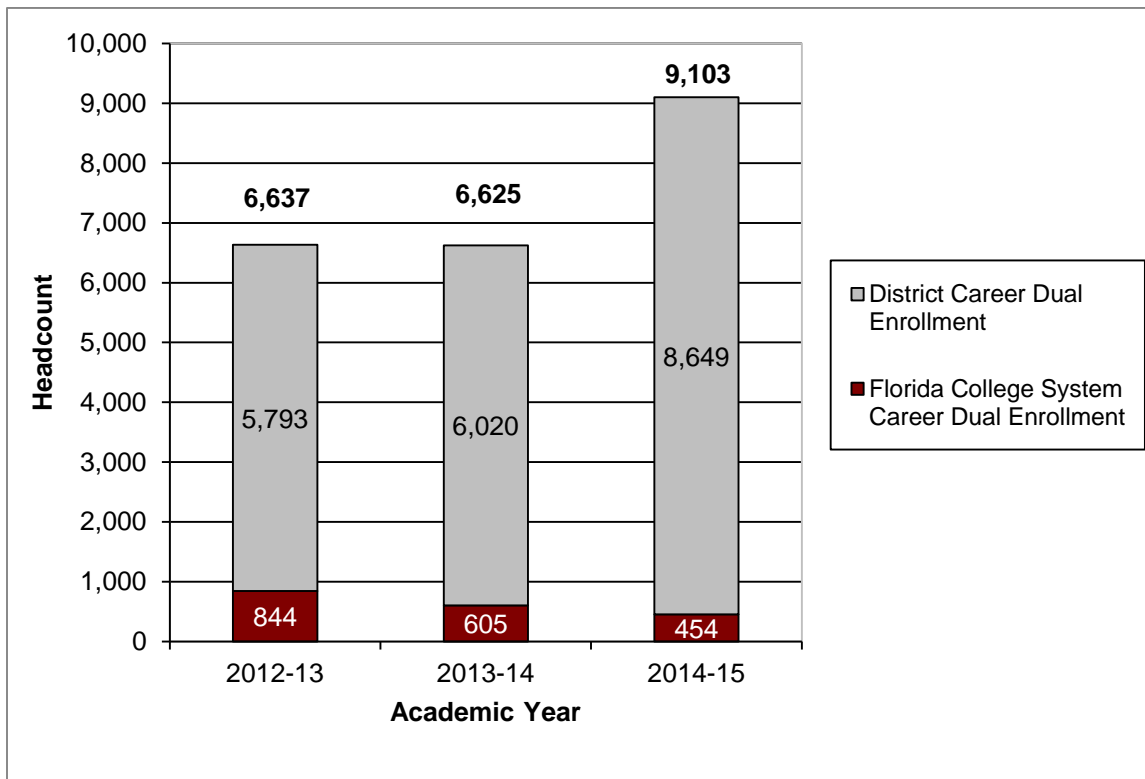
¹ Section 1007.271, Florida Statutes

² Section 1008.44, Florida Statutes

Orange and Broward County School Districts reported the highest career dual enrollment FTE. The district career dual enrollment programs with the highest headcounts were Commercial Foods and Culinary Arts, Medical Administrative Specialist, Automotive Service Technology, Digital Video Production, and Aircraft Airframe Mechanics.

Exhibit 1

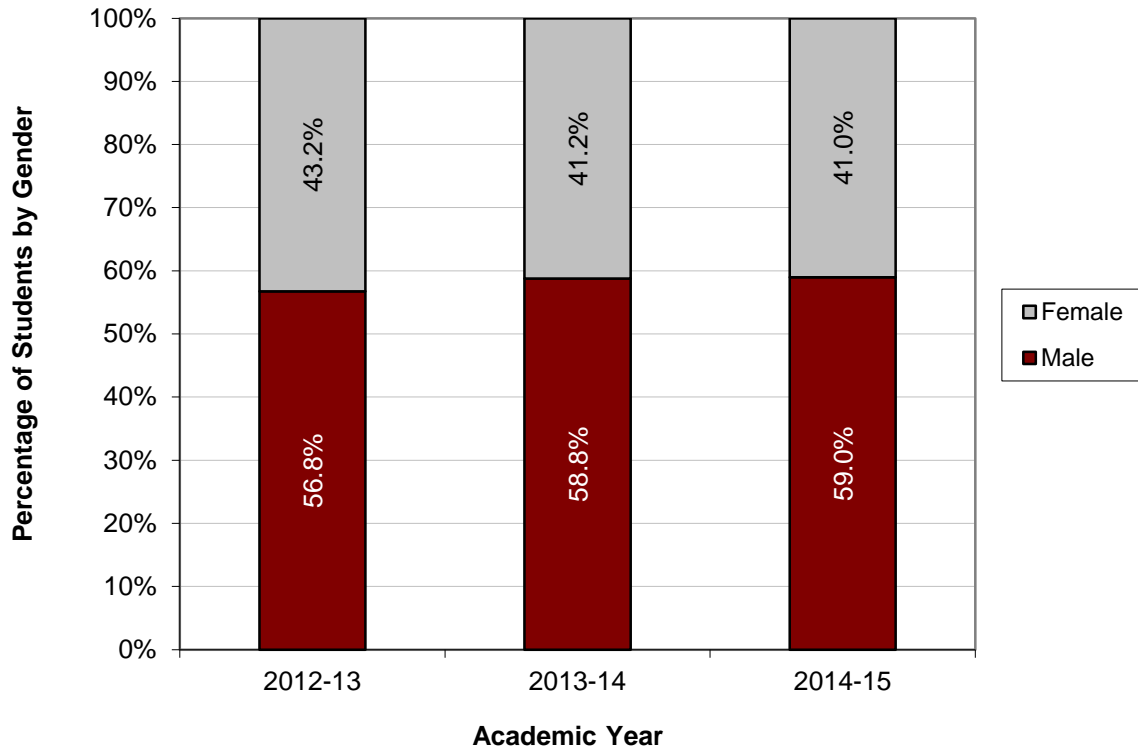
District and college career dual enrollment headcount and percent of enrollment from 2012-13 to 2014-15



Source: Florida College System Student Database and Workforce Development Information System

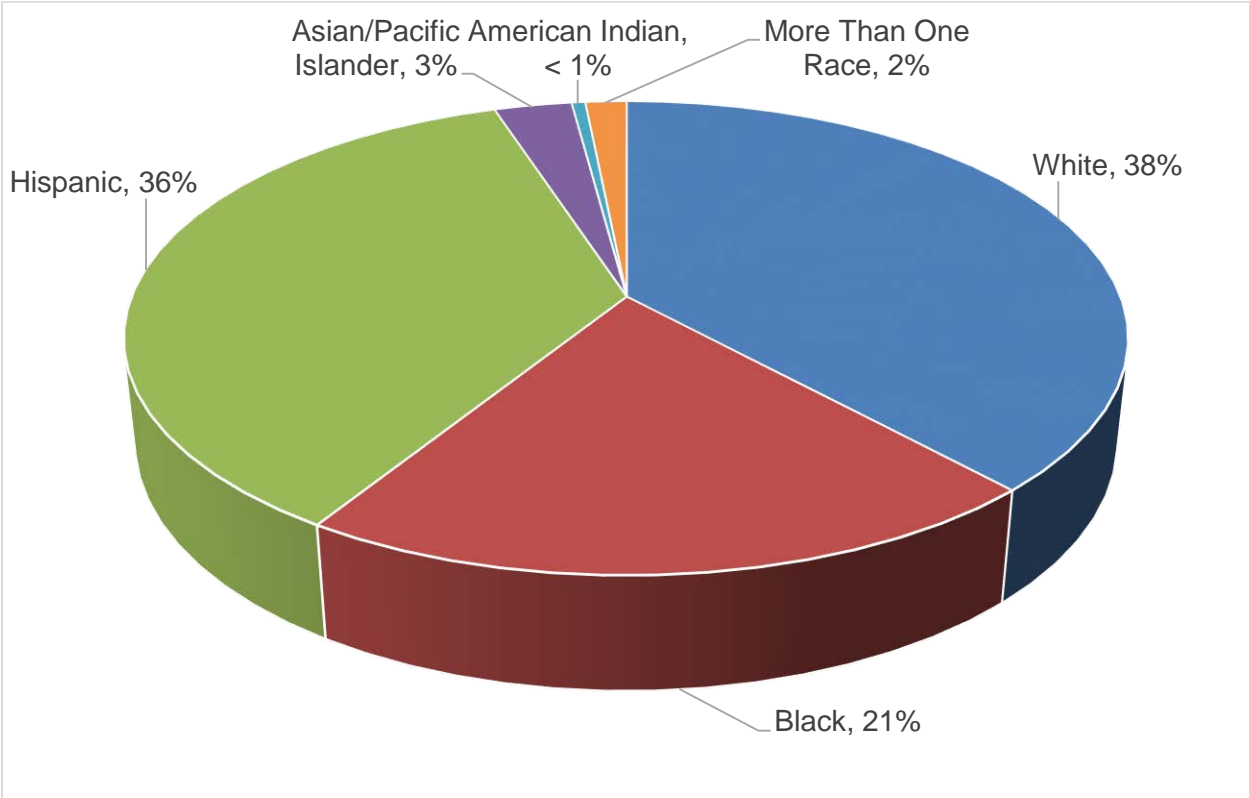
Exhibit 2

Percent of district career dual enrollment students by gender from 2012-13 to 2014-15



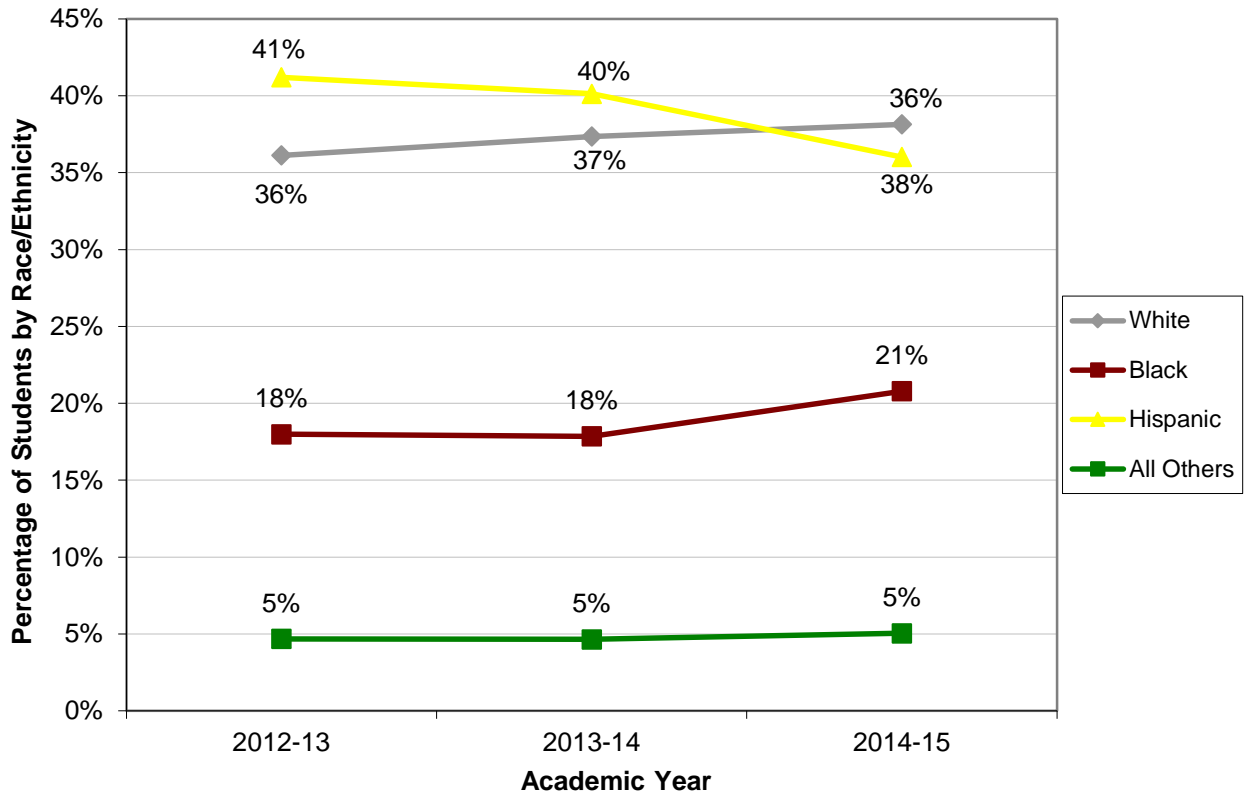
Source: Workforce Development Information System

Exhibit 3
Percent of district career dual enrollment students by race/ethnicity for 2014-15



Source: Workforce Development Information System

Exhibit 4
Percent of district career dual enrollment students by race/ethnicity from 2012-13 to 2014-15



Source: Workforce Development Information System

Table 1
 Headcount of district career dual enrollment students by district, 2012-13 to 2014-15

Headcount of Students Dually Enrolled in District Career Certificate Programs					
	District	2014-15	Percent of State	2013-14	2012-13
48	Orange	3,138	36.28%	876	987
13	Miami-Dade	1,330	15.38%	1,245	1,174
06	Broward	1,128	13.04%	925	852
57	Santa Rosa	691	7.99%	564	599
11	Collier	481	5.56%	448	488
58	Sarasota	457	5.28%	400	57
37	Leon	342	3.95%	300	391
49	Osceola	296	3.42%	329	335
41	Manatee	217	2.51%	192	276
67	Washington	135	1.56%	157	158
55	St. Johns	98	1.13%	154	152
62	Taylor	68	0.79%	47	0
61	Suwannee	66	0.76%	163	15
35	Lake	58	0.67%	66	61
36	Lee	37	0.43%	29	102
29	Hillsborough	33	0.38%	0	0
08	Charlotte	26	0.30%	30	23
04	Bradford	16	0.18%	16	17
42	Marion	14	0.16%	16	25
66	Walton	9	0.10%	1	10
46	Okaloosa	6	0.07%	10	5
53	Polk	2	0.02%	2	1
03	Bay	1	0.01%	0	0
09	Citrus	0	0.00%	6	9
17	Escambia	0	0.00%	20	25
18	Flagler	0	0.00%	0	2
31	Indian River	0	0.00%	24	29
	Total	8,649		6,020	5,793

Source: Workforce Development Information System

Table 2
 Instructional hours and full-time equivalents (FTE) for district career dual enrollment students by district, 2012-13 to 2014-15

District Career Certificate Dual Enrollment Instructional Hours and Workforce FTE (Hours/900)								
		2014-15			2013-14		2012-13	
District		Hours	FTE	Percent of State	Hours	FTE	Hours	FTE
48	Orange	698,742	776.38	28.84%	416,692	462.99	503,488	559.43
06	Broward	455,834	506.48	18.82%	361,852	402.06	336,393	373.77
13	Miami-Dade	289,535	321.71	11.95%	290,840	323.16	282,450	313.83
11	Collier	201,780	224.20	8.33%	184,384	204.87	211,286	234.76
58	Sarasota	175,152	194.61	7.23%	132,968	147.74	19,239	21.38
49	Osceola	154,949	172.17	6.40%	160,215	178.02	185,252	205.84
57	Santa Rosa	117,241	130.27	4.84%	97,903	108.78	107,880	119.87
41	Manatee	108,255	120.28	4.47%	90,993	101.10	104,515	116.13
37	Leon	54,626	60.70	2.25%	48,408	53.79	54,165	60.18
67	Washington	49,892	55.44	2.06%	51,227	56.92	55,064	61.18
55	St. Johns	29,181	32.42	1.20%	40,946	45.50	32,237	35.82
35	Lake	23,271	25.86	0.96%	33,212	36.90	32,688	36.32
62	Taylor	18,188	20.21	0.75%	6,961	7.73	0	0.00
36	Lee	14,184	15.76	0.59%	12,648	14.05	77,635	86.26
08	Charlotte	8,549	9.50	0.35%	12,158	13.51	14,321	15.91
61	Suwannee	7,137	7.93	0.29%	15,828	17.59	556	0.62
29	Hillsborough	5,957	6.62	0.25%	0	0.00	0	0.00
04	Bradford	3,066	3.41	0.13%	3,275	3.64	4,415	4.91
42	Marion	2,427	2.70	0.10%	3,161	3.51	3,909	4.34
46	Okaloosa	2,085	2.32	0.09%	3,695	4.11	2,240	2.49
66	Walton	1,866	2.07	0.08%	79	0.09	1,892	2.10
53	Polk	327	0.36	0.01%	136	0.15	270	0.30
03	Bay	200	0.22	0.01%	0	0.00	0	0.00
09	Citrus	0	0.00	0.00%	3,256	3.62	3,481	3.87
17	Escambia	0	0.00	0.00%	4,469	4.97	16,456	18.28
18	Flagler	0	0.00	0.00%	0	0.00	292	0.32
31	Indian River	0	0.00	0.00%	1,794	1.99	2,175	2.42
	Total	2,422,444	2691.60		1,977,100	2,196.78	2,052,299	2,280.33

Source: Workforce Development Information System

Table 3
Headcount of district career dual enrollment students by technical center, 2014-15³

District	Technical Center	2014-15
3 Bay	0481 Tom P. Haney Vocational Technical Center	1
04 Bradford	0171 Bradford-Union Technical Center	16
06 Broward	1051 Sheridan Technical College	317
06 Broward	1291 William T. McFatter Technical College	423
06 Broward	2221 Atlantic Technical College	388
08 Charlotte	0161 Charlotte Technical Center	26
11 Collier	0281 Lorenzo Walker Technical College	273
11 Collier	0581 Immokalee Technical College	208
13 Miami-Dade	7702 South Dade Technical College	196
13 Miami-Dade	7801 George T. Baker Aviation Technical College	570
13 Miami-Dade	8005 Lindsey Hopkins Technical College	134
12 Miami-Dade	8139 D. A. Dorsey Technical College	12
13 Miami-Dade	8901 Miami Lakes Educational Center and Technical College	352
13 Miami-Dade	8911 Robert Morgan Educational Center and Technical College	66
29 Hillsborough	2381 Learey Technical College	33
35 Lake	0531 Lake Technical College	58
36 Lee	0541 Fort Myers Technical College	16
36 Lee	0581 Cape Coral Technical College	21
37 Leon	0361 Lively Technical Center	255
41 Manatee	0211 Manatee Technical College	217
42 Marion	9412 Community Technical and Adult Education Center	14
46 Okaloosa	0701 Choice High School and Technical Center	6
48 Orange	1131 Orange Technical Education Center - Mid-Florida Tech	624
48 Orange	1581 Orange Technical Education Center - Orlando Tech	611
48 Orange	5783 Orange Technical Education Center - Westside Tech	1,243
48 Orange	5852 Orange Technical Education Center - Winter Park Tech	678
49 Osceola	0861 Technical Education Center of Osceola (TECO)	292
50 Osceola	0950 Technical Education Center of Osceola (TECO) - St Cloud	5
53 Polk	1591 Maynard A. Traviss Career Center	2
55 St Johns	0231 First Coast Technical College	98
57 Santa Rosa	0321 Radford M. Locklin Technical Center	691
58 Sarasota	0391 Suncoast Technical College	457
61 Suwannee	0012 River Oak Technical College	66
62 Taylor	0131 Taylor Technical Institute	68
66 Walton	0301 Emerald Coast Technical College	9
67 Washington	0141 Florida Panhandle Technical College	135
Total		8,580

Source: Workforce Development Information System

³ Unduplicated headcount of district career certificate programs only includes students enrolled in Council on Occupational Education (COE) accredited technical centers. May include duplication if student enrolled in more than one technical center in the same district. Does not include enrollment at non-COE accredited district instructional sites.

Table 4

Instructional hours and full-time equivalents (FTE) for district career dual enrollment students by technical center, 2014-15⁴

District Career Certificate Dual Enrollment Instructional Hours and FTE (Hours/900), 2014-15				
District		Technical Center	Hours	FTE
3	Bay	0481 Tom P. Haney Vocational Technical Center	200	0.22
04	Bradford	0171 Bradford-Union Technical Center	3,066	3.41
06	Broward	1051 Sheridan Technical College	125,800	139.78
06	Broward	1291 William T. McFatter Technical College	162,894	180.99
06	Broward	2221 Atlantic Technical College	167,140	185.71
08	Charlotte	0161 Charlotte Technical Center	8,549	9.50
11	Collier	0281 Lorenzo Walker Technical College	144,952	161.06
11	Collier	0581 Immokalee Technical College	56,828	63.14
13	Miami-Dade	7702 South Dade Technical College	24,360	27.07
13	Miami-Dade	7801 George T. Baker Aviation Technical College	163,870	182.08
13	Miami-Dade	8005 Lindsey Hopkins Technical College	36,720	40.80
12	Miami-Dade	8139 D. A. Dorsey Technical College	840	0.93
13	Miami-Dade	8901 Miami Lakes Educational Center and Technical College	57,540	63.93
13	Miami-Dade	8911 Robert Morgan Educational Center and Technical College	6,205	6.89
29	Hillsborough	2381 Learey Technical College	5,957	6.62
35	Lake	0531 Lake Technical College	23,271	25.86
36	Lee	0541 Fort Myers Technical College	6,936	7.71
36	Lee	0581 Cape Coral Technical College	7,248	8.05
37	Leon	0361 Lively Technical Center	42,717	47.46
41	Manatee	0211 Manatee Technical College	108,255	120.28
42	Marion	9412 Community Technical and Adult Education Center	2,427	2.70
46	Okaloosa	0701 Choice High School and Technical Center	2,085	2.32
48	Orange	1131 Orange Technical Education Center - Mid-Florida Tech	224,321	249.25
48	Orange	1581 Orange Technical Education Center - Orlando Tech	131,605	146.23
48	Orange	5783 Orange Technical Education Center - Westside Tech	205,051	227.83
48	Orange	5852 Orange Technical Education Center - Winter Park Tech	137,765	153.07

⁴ Instructional hours and FTE of district career certificate programs only include students enrolled in COE accredited technical centers. Does not include instructional hours and FTE reported at non-COE accredited district instructional sites.

District Career Certificate Dual Enrollment Instructional Hours and FTE (Hours/900), 2014-15					
District			Technical Center	Hours	FTE
49	Osceola	0861	Technical Education Center of Osceola (TECO)	149,712	166.35
50	Osceola	0950	Technical Education Center of Osceola (TECO) - St Cloud	5,237	5.82
53	Polk	1591	Maynard A. Traviss Career Center	327	0.36
55	St Johns	0231	First Coast Technical College	29,181	32.42
57	Santa Rosa	0321	Radford M. Locklin Technical Center	117,241	130.27
58	Sarasota	0391	Suncoast Technical College	175,152	194.61
61	Suwannee	0012	River Oak Technical College	7,137	7.93
62	Taylor	0131	Taylor Technical Institute	18,188	20.21
66	Walton	0301	Emerald Coast Technical College	1,866	2.07
67	Washington	0141	Florida Panhandle Technical College	49,892	55.44
Total				2,410,535	2,678.37

Source: Workforce Development Information System

Table 5
Headcount of district career certificate programs for 2014-15⁵

District Career Certificate Program by Headcount of Career Dual Enrollment Students, 2014-15	
Program	Enrollment
Commercial Foods and Culinary Arts	1110
Medical Administrative Specialist	622
Automotive Service Technology	427
Digital Video Production	423
Aircraft Airframe Mechanics	315
Digital Photography Technology	314
Drafting PSAV	297
Administrative Office Specialist	290
Computer Systems & Information Technology (CSIT)	285
Aircraft Powerplant Mechanics	265
Game/Simulation/Animation Visual Design	254
Medical Assisting	251
Automotive Service Technology 1	242
Practical Nursing	213
Electronic Technology	208
Television Production	163
Computer Systems Technology	151
Applied Welding Technologies/Welding Technologies	149
Network Systems Administration	149
Patient Care Technician	137
Automotive Collision Repair and Refinishing	128
Cloud Computing and Virtualization	123
Pharmacy Technician PSAV	117
Early Childhood Education	108
Veterinary Assisting	101
Nursing Assistant (Articulated)	94
Digital Media/Multimedia Design	93
Commercial Art Technology	92
Web Development	90
Air Conditioning, Refrigeration and Heating Technology 1	74
Game/Simulation/Animation Programming	74
Patient Care Assistant	71
Cosmetology	66
Network Support Services	65
Accounting Operations	62
Electricity	61
Information Technology	55
Nails Specialty	54
Java Development & Programming	51
Pharmacy Technician ATD	50
Wireless Telecommunications	35
Digital Design	47
Medium and Heavy Duty Truck and Bus Technician	46
Legal Administrative Specialist	45

⁵ Headcount of district career certificate programs may include duplication if a student was enrolled in more than one program.

District Career Certificate Program by Headcount of Career Dual Enrollment Students, 2014-15	
Program	Enrollment
Lodging Operations	42
Building Construction Technologies	40
Emergency Medical Technician (Basic)--ATD	40
Optometric Assisting	39
Dental Assisting	37
Air Conditioning, Refrigeration and Heating Technology	34
Applied Cybersecurity	28
Emergency Medical Responder	28
Teacher Assisting	28
.NET Application Development and Programming	27
Facials Specialty	27
Business Supervision and Management/Business Management and Analysis	26
Machining	26
Digital Design 1	25
Marketing, Merchandising, and Parts Operations 1	25
Commercial Photography Technology 1	24
Digital Media Technology	24
Cabinetmaking	23
3 D Animation Technology	22
Medical Coder/Biller	22
Barbering	21
Database and Programming Essentials	21
Automotive Collision Repair and Refinishing 1	20
Digital Audio Production	20
Fashion Technology and Production Services ⁶	19
Marine Service Technology 1	19
Automotive Service Technology 2	18
Fire Fighter	18
Millwright 1	15
Building Trades and Construction Design Technology	14
Digital Design 2	14
Entrepreneurship	14
Medical Laboratory Assisting (Postsecondary)	14
Criminal Justice Operations	13
Nursing Assistant (Long-Term Care)	13
Applied Information Technology	12
Marketing, Management and Entrepreneurial Principles PSAV	12
Wireless Telecommunications	12
Commercial Photography Technology 2	11
Heavy Equipment Mechanics	11
Career Education for Students with Disabilities	10
Customer Service Representative	10
Medical Record Transcribing	10
Unit Treatment and Rehabilitation--ATD	10
Automotive Collision Repair and Refinishing 2	9
Digital Printing Technology	9
Industrial Machinery Maintenance 1	8

⁶ Enrollment reported with the older program number, V200700, has been combined and reported in the new program number, K500100.

District Career Certificate Program by Headcount of Career Dual Enrollment Students, 2014-15	
Program	Enrollment
Marine Service Technology 2	8
Phlebotomy	8
Carpentry 1	7
Electrician	7
Marine Service Technology	7
Orthopedic Technology	7
Architecture and Construction Cooperative Education - OJT	6
Baking and Pastry Arts	6
E-Commerce Marketing	6
Landscape Management	6
Medium and Heavy Duty Truck and Bus Technician 1	6
Multimedia Design Technology	6
Commercial Photography Technology	5
Dental Laboratory Technology	5
Electrical and Instrumentation Technology 1	5
Hemodialysis Technician	5
Plumbing Technology	5
Interior Decorating Services	4
Carpentry	3
Health Unit Coordinator (Postsecondary)	3
Avionics	2
Brick and Block Masonry	2
Carpentry 2	2
Air Conditioning, Refrigeration and Heating Technology 2	1
Customer Assistance Technology	1
Home Health Aide (Postsecondary)	1
Marketing, Merchandising, and Parts Operations 2	1
Total	9,121

Source: Workforce Development Information System