

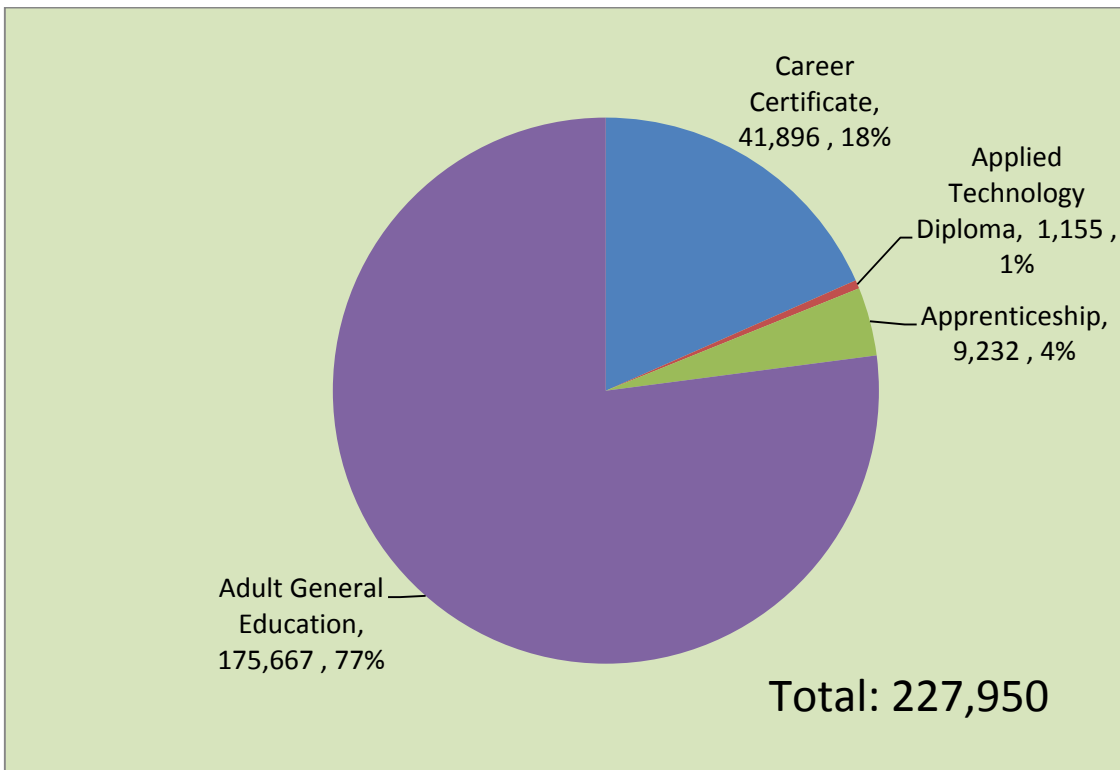
District Career and Adult Education Summary, 2015-16



DISTRIBUTION OF PROGRAMS

- Districts with workforce education programs – 57
 - Districts with career certificate programs – 39
 - Districts with adult general education programs – 55
 - Districts with apprenticeship programs - 16
- Career centers – 48

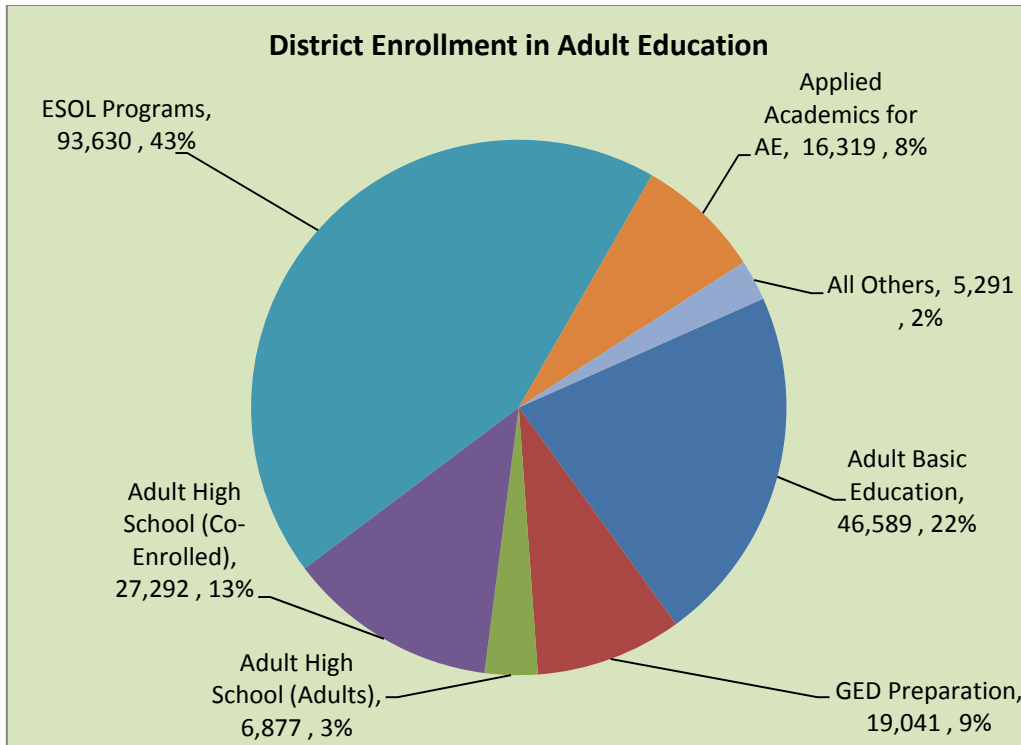
STATEWIDE DISTRICT WORKFORCE EDUCATION ENROLLMENT



Source: FLDOE data

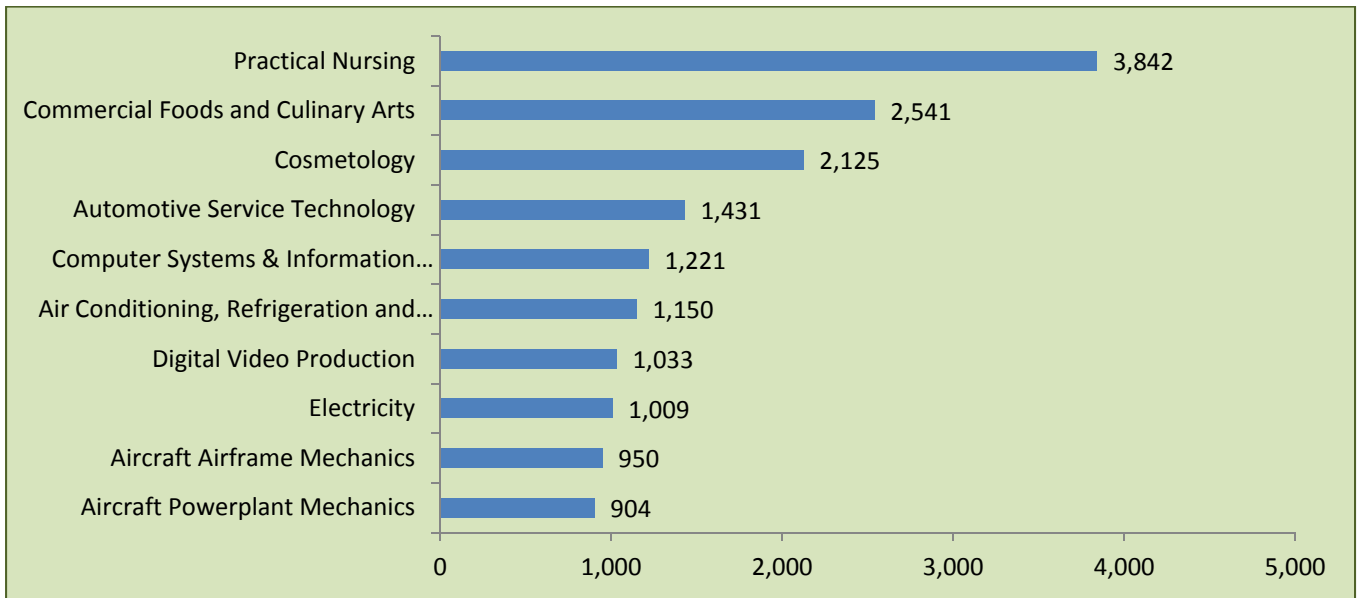
District Career and Adult Education Summary, 2015-16

DISTRICT ADULT GENERAL EDUCATION ENROLLMENT BY PROGRAMⁱ



Source: FLDOE data

TOP TEN DISTRICT POSTSECONDARY CAREER AND TECHNICAL EDUCATION PROGRAM ENROLLMENTS



*Includes students reported in both the old and new cosmetology program.

Source: FLDOE data

District Career and Adult Education Summary, 2015-16



GENDER AND RACE/ETHNICITY DISTRIBUTION BY DISTRICT WORKFORCE EDUCATION PROGRAM AREA

District Workforce Education Program Area	Gender		Race/Ethnicity						
	Female	Male	African-American	American Indian	Asian	Hispanic	Multi-racial	Pacific Islander	White
Adult General Education	53.6%	46.4%	24.5%	<1.0%	2.0%	54.1%	1.0%	<1.0%	17.5%
Career Certificate & Applied Technology Diploma	46.1%	53.9%	26.7%	<1.0%	2.0%	29.8%	1.8%	<1.0%	39.2%
Apprenticeship	11.0%	89.0%	20.7%	<1.0%	1.1%	21.3%	1.3%	<1.0%	54.9%

Source: FLDOE data

DISTRICT POSTSECONDARY CAREER AND TECHNICAL EDUCATION COMPLETIONS

Occupational Completion Points	59,962
Terminal Occupational Completion Points ⁱⁱ	27,020
Program Completers ⁱⁱⁱ	14,435

Source: FLDOE data

ADULT GENERAL EDUCATION LEARNING GAINS AND DIPLOMAS

Adult General Education Program Area	Learning Gains (Literacy Completion Points)
Basic Education	22,780
Adult High School (Adult)	13,845
General Educational Development (GED)	8,987
English as a Second Language (ESOL)	29,622
Applied Academics for Adult Education	1,300
Total	76,534

Source: FLDOE data

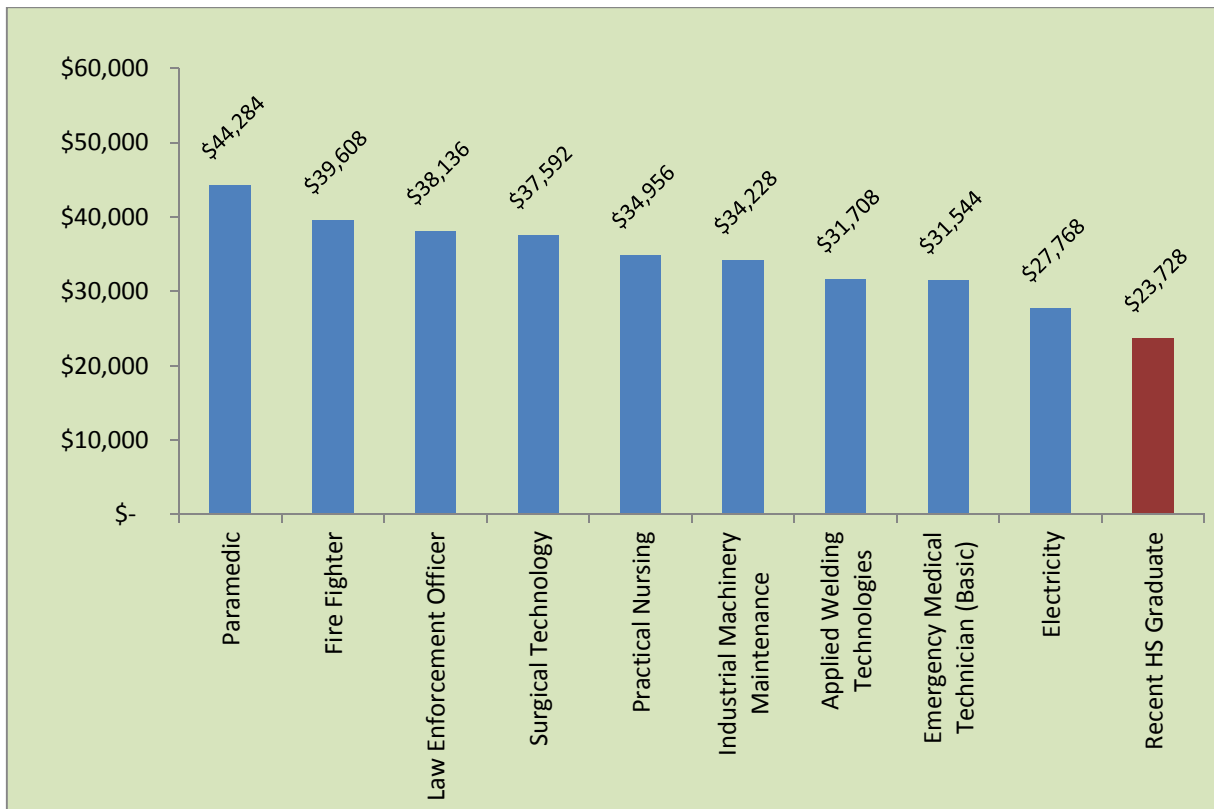
District Career and Adult Education Summary, 2015-16



EMPLOYMENT OUTCOMES

- Estimated initial fulltime annual earnings of a 2013-14 district certificate terminal OCP earners was \$32,568
- 69% of district certificate completers in 2013-14 were employed in fall 2014

FALL 2014 AVERAGE INITIAL ANNUAL EARNINGS OF DISTRICT CAREER CERTIFICATE COMPLETERS IN SELECT PROGRAMS LINKED TO OCCUPATIONS ON THE STATEWIDE DEMAND OCCUPATIONS LIST



Source: Florida Education & Training Placement Information Program Outcomes Reports

ⁱ Students may have been enrolled in more than one program. Because of the duplication, the total enrollment in this chart is larger than the adult general education enrollment in the previous chart.

ⁱⁱ Terminal Occupational Completion Points are exit points in a program from which students may exit with skills sufficient to prepare them for a specific occupation.

ⁱⁱⁱ Program completers are students who have completed all of the Occupational Completion Points in a certificate program and met applicable basic skills requirements.