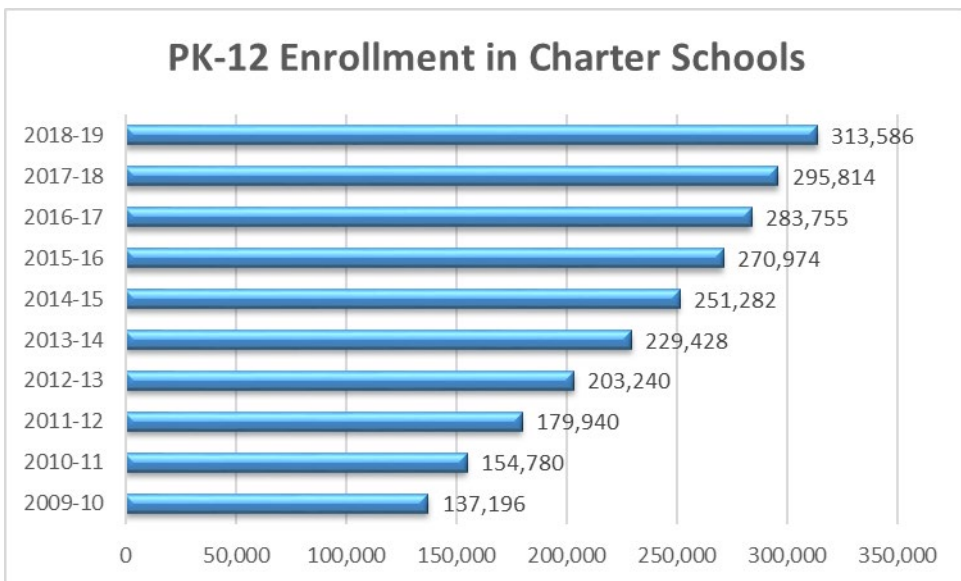




## Florida's Charter Schools

Charter schools are tuition-free public schools created through an agreement or "charter" typically between the school and the local district school board. This agreement gives the charter school a measure of expanded freedom relative to traditional public schools in return for a commitment to higher standards of accountability. Since 1996, Florida charter schools have played a key role in increasing parental options in public education and providing innovative learning opportunities for students.

During the 2018-19 school year, over 313,000 students were enrolled in 658 charter schools in 47 Florida districts. Many charter schools in Florida have innovative missions. Some charter schools include themed learning approaches focusing on areas such as arts, sciences, and technologies. Other charter schools provide services to special populations such as students at risk of academic failure or students with disabilities.



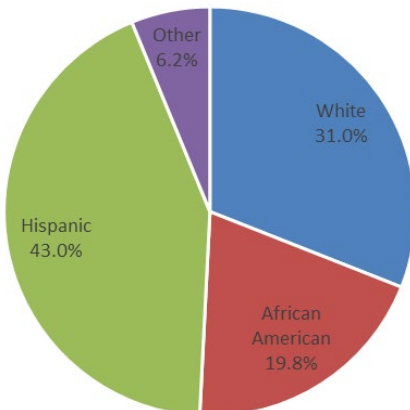
### Charter School Statutes

- s. 1002.33, Charter schools
- s. 1002.345, Determination of deteriorating financial conditions & financial emergencies for charter schools
- s. 1013.62, Charter schools capital outlay funding
- s. 1002.331, High-performing charter schools
- s. 1002.332, High-performing charter systems
- s.1002.333, Schools of Hope

### Charter Student Diversity

Florida's charter schools have become increasingly diverse. In 2018-19, 69% of the students served were minorities. Hispanic students comprised 43% of Florida's charter school enrollment, and 20% were African-American students.

### Race and Ethnicity



### Charter District Contacts

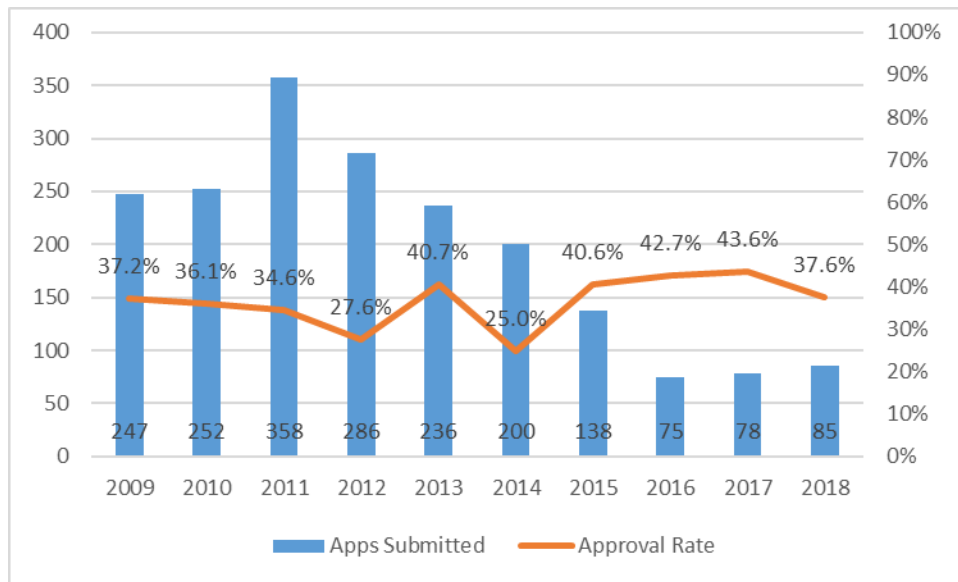
Each school district has a charter school liaison. A District Contact List with district liaisons, school developers or operators can be found in the Charter School Directory at:  
<http://app4.fldoe.org/CSA/PostToWeb/DistrictContactList.aspx>



## Charter Schools Overview

School Year	Districts	Charter Schools	Student Enrollment
2014-15	46	646	251,082
2015-16	46	652	270,974
2016-17	46	654	283,755
2017-18	47	655	295,814
2018-19	47	658	313,586

## History of Charter School Application Approval Rate



## Charter Student Demographics

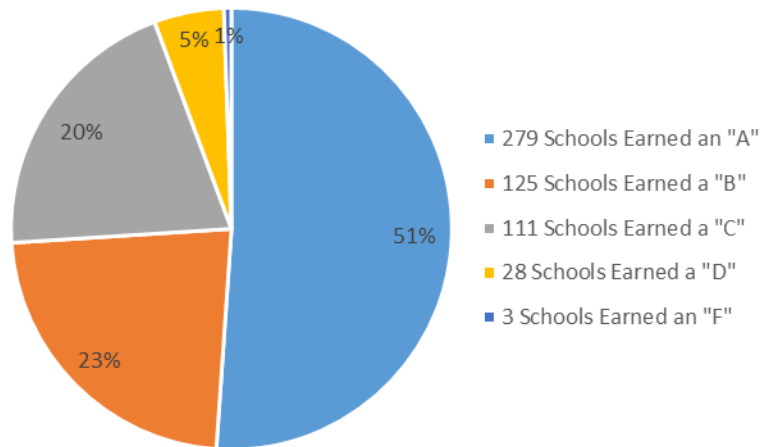
Race/Gender	Students	Percent
White	96,711	31.0%
Black	61,848	19.8%
Hispanic	134,220	43.0%
Other	19,195	6.2%
<b>Total Enrollment</b>	<b>311,974</b>	<b>100.0%</b>
<b>Special Categories</b>		
FRPL*	164,660	52.8%
ELL**	30,636	9.8%
SWD***	30,950	9.9%

\* FRPL: Free and Reduced Priced Lunch

\*\* ELL: English Language Learners

\*\*\* SWD: Students with Disabilities

## 2019 Charter School Grades



There are 200 high-performing charter schools as of 9/30/2019.