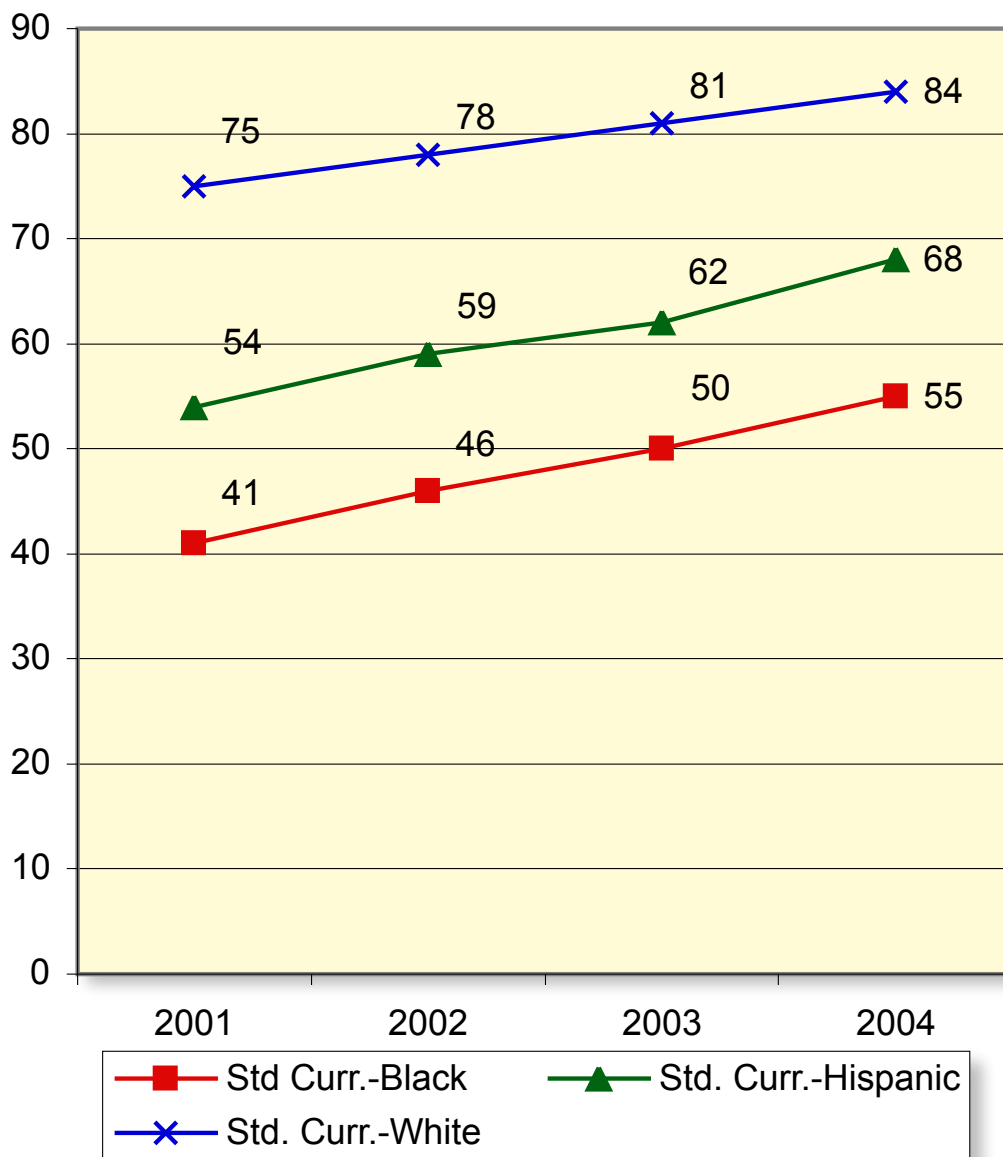


Percentage of Grade 3 Students Scoring Achievement Level 3 and Above in Reading



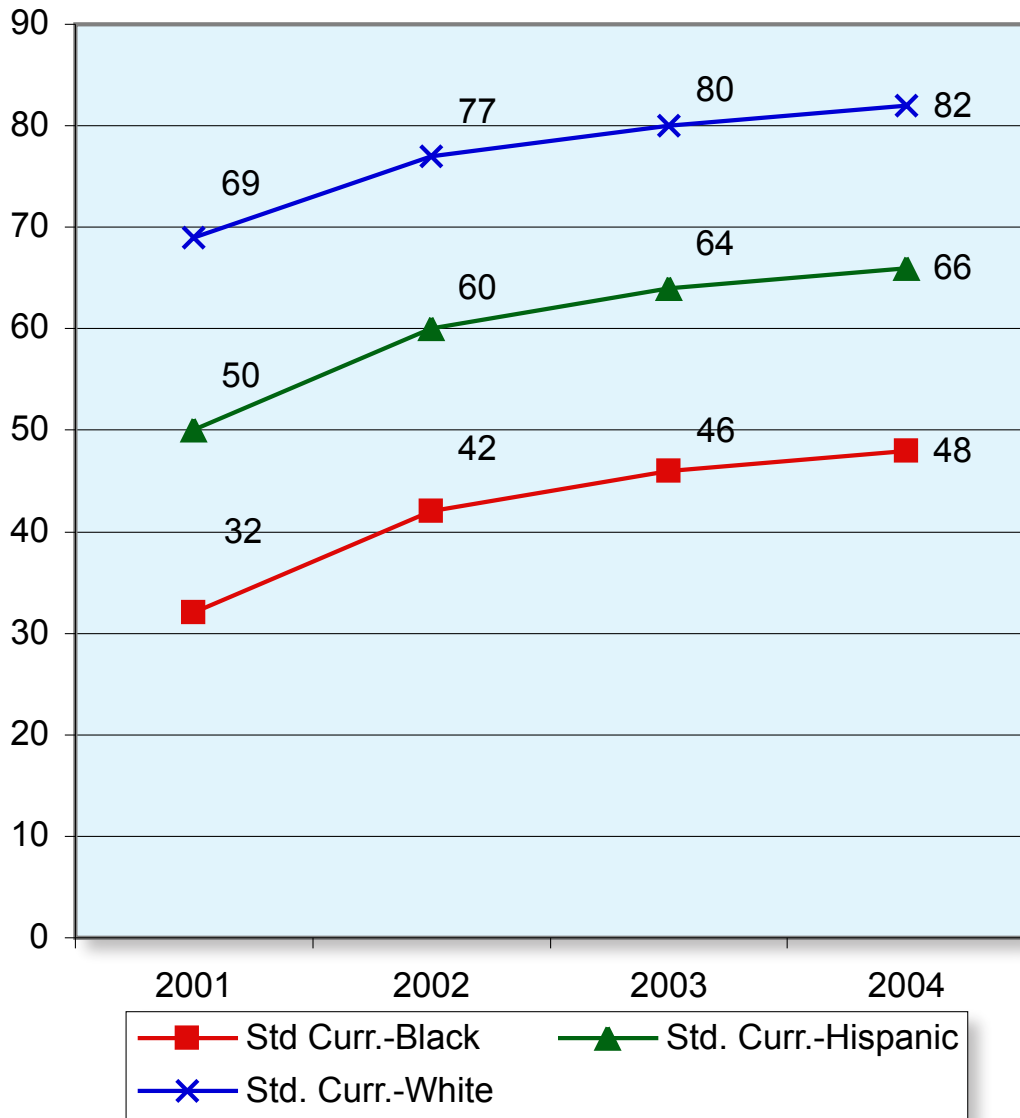
In 2004, 84 percent of Florida's standard curriculum White third graders scored in achievement level 3 or above on FCAT Reading. This represents an increase from 75 percent in 2001, 78 percent in 2002, and 81 percent in 2003 for a total increase of 9 percentage points since 2001. In 2004, 68 percent of Florida's standard curriculum Hispanic third graders scored in achievement level 3 or above on FCAT Reading. This represents an increase from 54 percent in 2001, 59 percent in 2002, and 62 percent in 2003 for a total increase of 14 percentage points since 2001. In 2004, 55 percent of Florida's standard curriculum Black third graders scored in achievement level 3 or above on FCAT Reading. This represents an increase from 41 percent in 2001, 46 percent in 2002, and 50 percent in 2003 for a total increase of 14 percentage points since 2001.

Source: Florida Department of Education

2004

FCAT
Florida Comprehensive Assessment Test

Percentage of Grade 3 Students Scoring Achievement Level 3 and Above in Mathematics



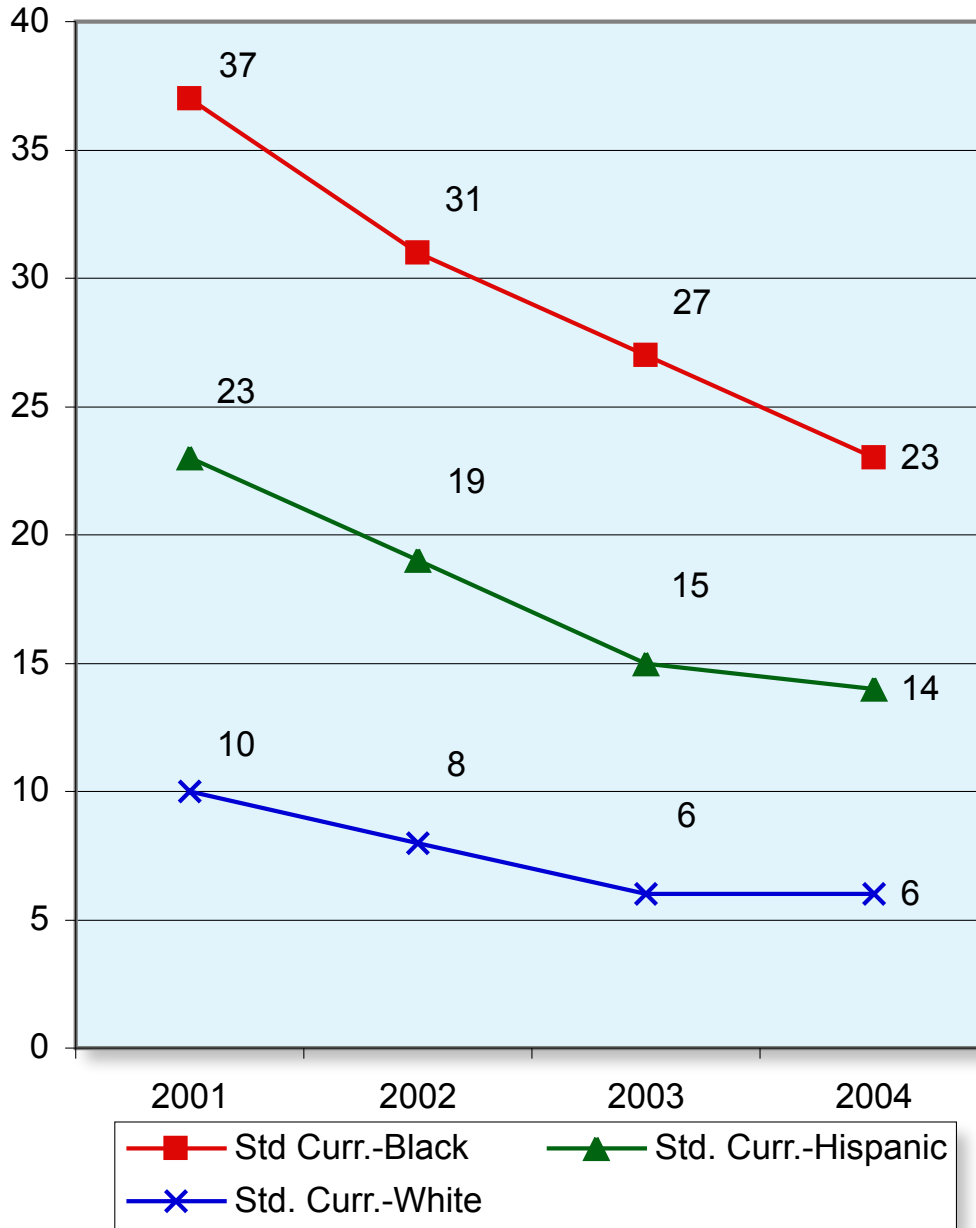
In 2004, 82 percent of Florida's standard curriculum White third graders scored in achievement level 3 or above on FCAT Mathematics. This represents an increase from 69 percent in 2001, 77 percent in 2002, and 80 percent in 2003 for a total increase of 13 percentage points since 2001. In 2004, 66 percent of Florida's standard curriculum Hispanic third graders scored in achievement level 3 or above on FCAT Mathematics. This represents an increase from 50 percent in 2001, 60 percent in 2002, and 64 percent in 2003 for a total increase of 16 percentage points since 2001. In 2004, 48 percent of Florida's standard curriculum Black third graders scored in achievement level 3 or above on FCAT Mathematics. This represents an increase from 32 percent in 2001, 42 percent in 2002, and 46 percent in 2003 for a total increase of 16 percentage points since 2001.

Source: Florida Department of Education

2004



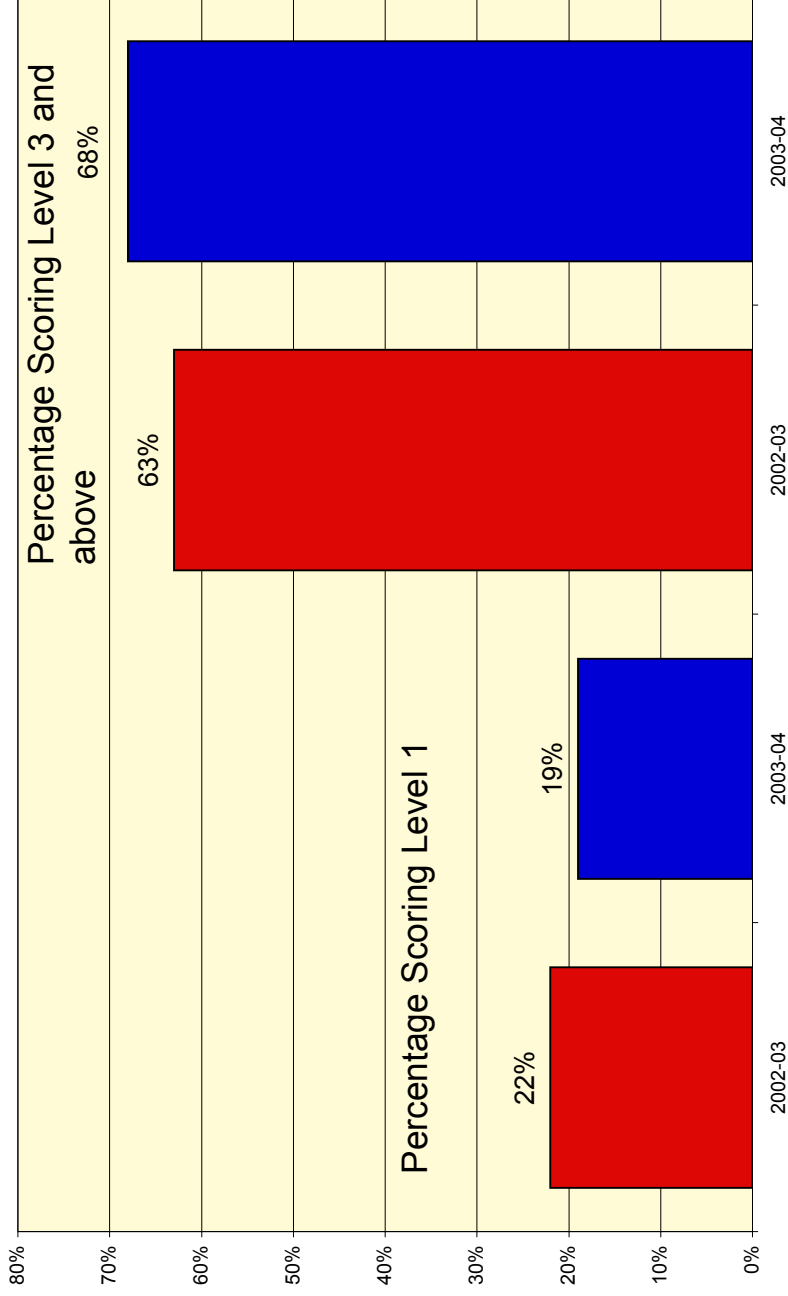
Percentage of Grade 3 Students Scoring Achievement Level 1 in Mathematics



In 2004, 6 percent of Florida's standard curriculum White third graders scored in achievement level 1 on FCAT Mathematics. This represents an improvement from 10 percent in 2001, 8 percent in 2002, and 6 percent in 2003 for a total decrease of 4 percentage points since 2001. In 2004, 14 percent of Florida's standard curriculum Hispanic third graders scored in achievement level 1 on FCAT Mathematics. This represents an improvement from 23 percent in 2001, 19 percent in 2002, and 15 percent in 2003 for a total decrease of 9 percentage points since 2001. In 2004, 23 percent of Florida's standard curriculum Black third graders scored in achievement level 1 on FCAT Mathematics. This represents an improvement from 37 percent in 2001, 31 percent in 2002, and 27 percent in 2003 for a total decrease of 14 percentage points since 2001.

Source: Florida Department of Education

FCAT Reading Scores for Grade 3 Students Taking the Assessment for the First Time in 2004



In 2003-04 19 percent of Florida's 3rd grade students taking the FCAT for first time score achievement level 1 in Reading. This represents an improvement from 22 percent in 2002-03, or a total 3 percentage point decrease.

In 2003-04 68 percent of Florida's 3rd grade students taking the FCAT for first time score achievement level 3 and above in Reading. This represents an improvement from 63 percent in 2002-03, or a total 5 percentage point increase.

Source: Florida Department of Education