

2012-13 COMMISSION FOR INDEPENDENT EDUCATION - DEGREE GRADUATES - FALL 2013 FINDINGS

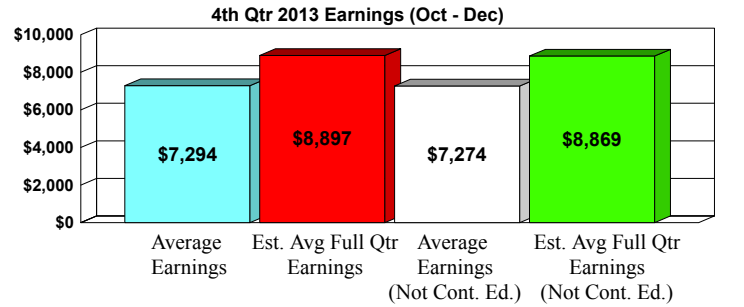
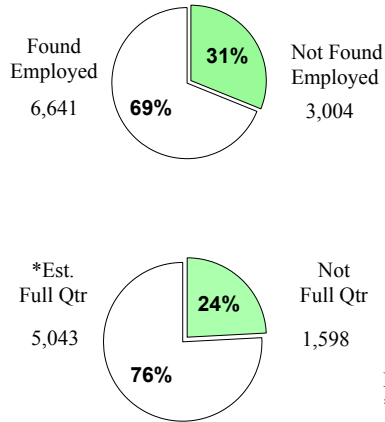
1213403

Total Individuals: **9,645**

Total with Outcome Data: **7,569**

78%

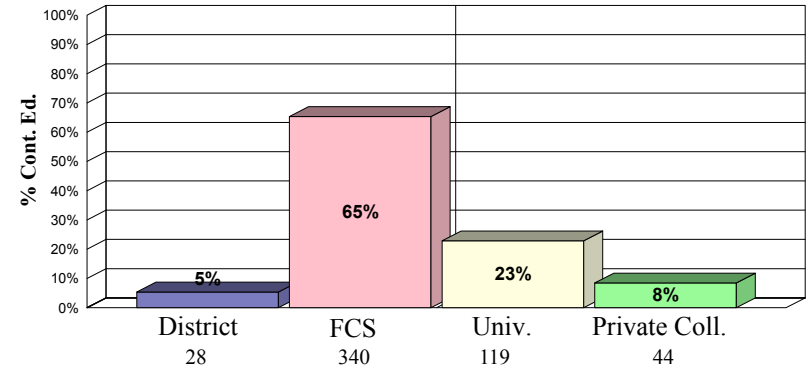
FLORIDA EMPLOYMENT DATA (4th QTR)



Percent working full qtr is of those employed.
 * Est. Avg Full Qtr = earnings of at least \$4,050 per qtr (min. wage x 13 wks. x 40 hrs.)

FLORIDA CONTINUING EDUCATION DATA

Total Cont. their Education (Unduplicated): **520** **5%**
 Found Employed of those Cont. Ed.: 395 76%

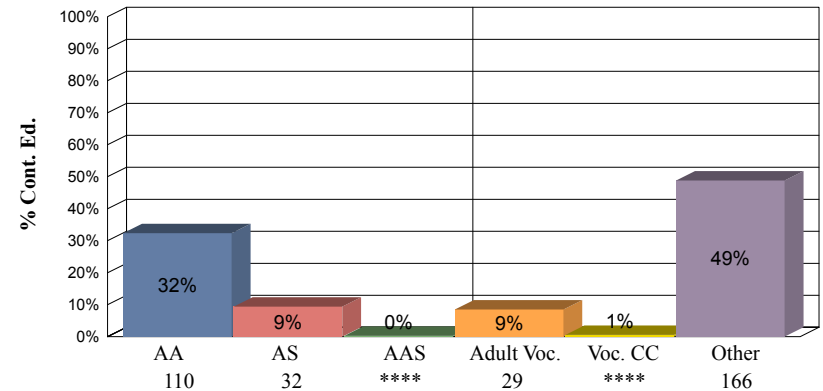


Students may be in multiple settings, therefore, sum may exceed total unduplicated

TOP TEN INDUSTRIES BY FREQUENCY

Industry	Full Qtr Frequency	Full Qtr Avg Wage
GENERAL MEDICAL AND SURGICAL HOSPITALS	648	\$10,752
NURSING CARE FACILITIES (SKILLED NURSING FACILITIES)	311	\$11,406
OFFICES OF PHYSICIANS (EXCEPT MENTAL HEALTH SPECIALISTS)	309	\$7,412
PROFESSIONAL EMPLOYER ORGANIZATIONS	135	\$7,478
ELEMENTARY AND SECONDARY SCHOOLS	100	\$7,816
HOME HEALTH CARE SERVICES	100	\$9,830
SECURITY GUARDS AND PATROL SERVICES	91	\$5,979
TEMPORARY HELP SERVICES	91	\$6,990
FULL-SERVICE RESTAURANTS	78	\$6,363
HOTELS (EXCEPT CASINO HOTELS) AND MOTELS	65	\$6,735

Florida College System Cont. Ed. Details



FEDERAL EMPLOYMENT DATA

CIVILIAN EMPLOYMENT:	60	<1%
FOUND IN THE MILITARY:	16	<1%

FLORIDA DEPARTMENT OF CORRECTIONS DATA

INCARCERATED:	****	****
COMMUNITY SUPERVISION:	51	<1%

RECEIVING PUBLIC ASSISTANCE

Temporary Assistance to Needy Families (TANF), Food Stamps

RECEIVING PUBLIC ASSISTANCE:	2,071	21%
... & EMPLOYED	1,291	13%