

2010-11 COMMISSION FOR INDEPENDENT EDUCATION - DEGREE GRADUATES - FALL 2011 FINDINGS

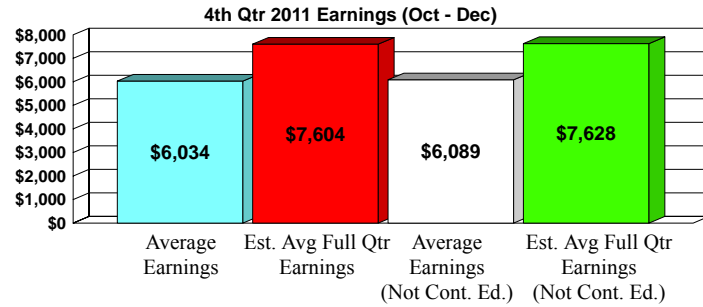
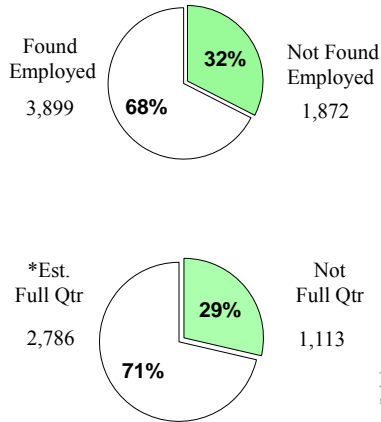
1011403

Total Individuals: **5,771**

Total with Outcome Data: **4,628**

80%

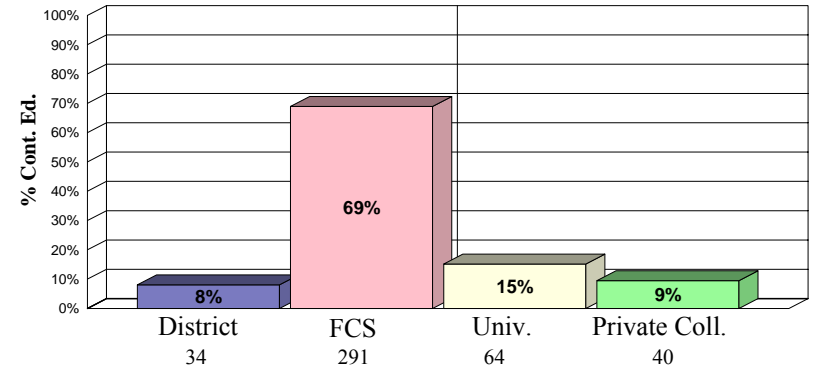
FLORIDA EMPLOYMENT DATA (4th QTR)



Percent working full qtr is of those employed.
* Est. Avg Full Qtr = earnings of at least \$3,801 per qtr (min. wage x 13 wks. x 40 hrs.)

FLORIDA CONTINUING EDUCATION DATA

Total Cont. their Education (Unduplicated): **422** (7%)
Found Employed of those Cont. Ed.: 308 (73%)

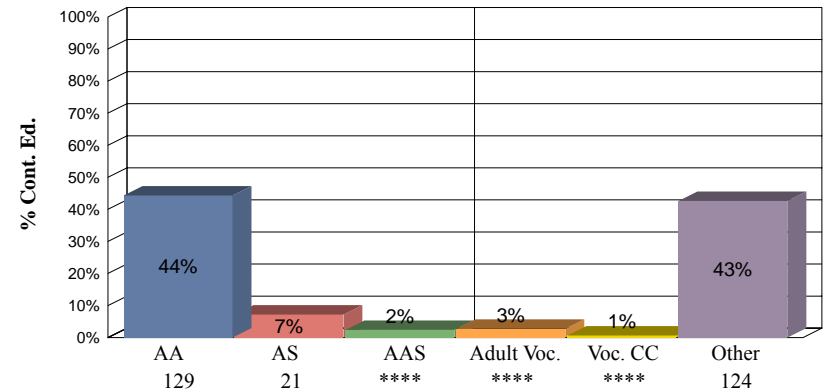


Students may be in multiple settings, therefore, sum may exceed total unduplicated

TOP TEN INDUSTRIES BY FREQUENCY

Industry	Full Qtr Frequency	Full Qtr Avg Wage
GENERAL MEDICAL AND SURGICAL HOSPITALS	429	\$8,187
OFFICES OF PHYSICIANS (EXCEPT MENTAL HEALTH SPECIALISTS)	255	\$5,238
PROFESSIONAL EMPLOYER ORGANIZATIONS	186	\$4,048
NURSING CARE FACILITIES	153	\$6,913
TEMPORARY HELP SERVICES	152	\$3,229
FULL-SERVICE RESTAURANTS	123	\$3,217
LIMITED-SERVICE RESTAURANTS	120	\$3,072
SECURITY GUARDS AND PATROL SERVICES	112	\$4,372
ELEMENTARY AND SECONDARY SCHOOLS	98	\$5,345
COLLEGES, UNIVERSITIES, AND PROFESSIONAL SCHOOLS	89	\$5,636

Florida College System Cont. Ed. Details



FEDERAL EMPLOYMENT DATA

CIVILIAN EMPLOYMENT:	16	<1%
FOUND IN THE MILITARY:	16	<1%

FLORIDA DEPARTMENT OF CORRECTIONS DATA

INCARCERATED:	****	****
COMMUNITY SUPERVISION:	48	<1%

RECEIVING PUBLIC ASSISTANCE

Temporary Assistance to Needy Families (TANF), Food Stamps

RECEIVING PUBLIC ASSISTANCE:	1,483	26%
... & EMPLOYED	856	15%