

# 2010-11 COMMISSION FOR INDEPENDENT EDUCATION - NON-DEGREE GRADUATES - FALL 2011 FINDINGS

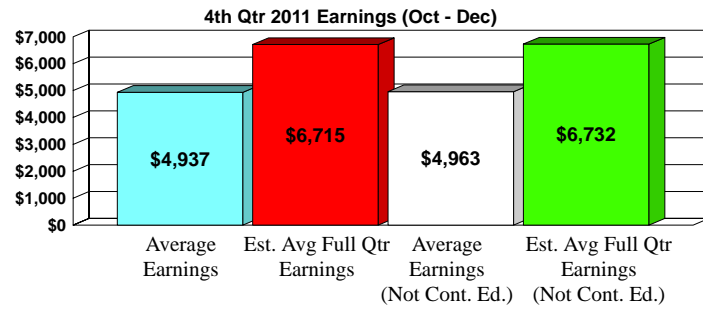
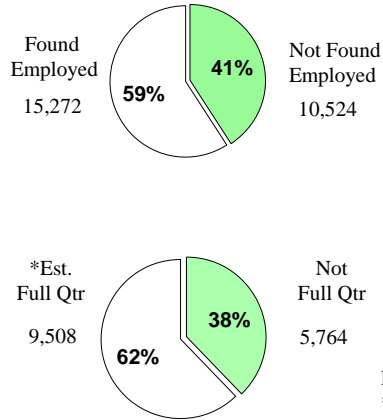
1011204

Total Individuals: **25,796**

Total with Outcome Data: **19,585**

**76%**

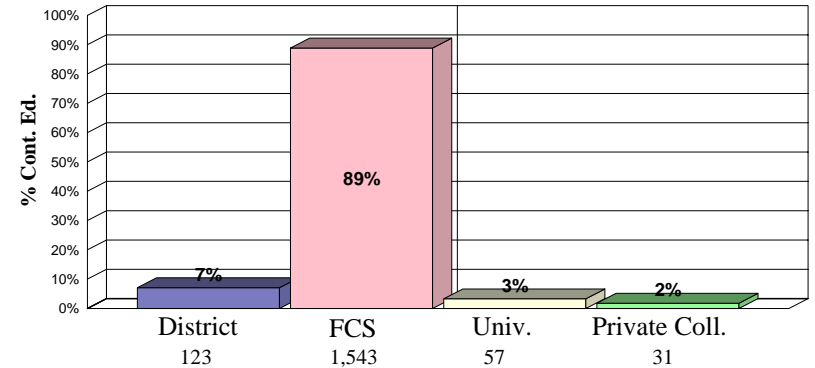
## FLORIDA EMPLOYMENT DATA (4th QTR)



Percent working full qtr is of those employed.  
 \* Est. Avg Full Qtr = earnings of at least \$3,801 per qtr (min. wage x 13 wks. x 40 hrs.)

## FLORIDA CONTINUING EDUCATION DATA

Total Cont. their Education (Unduplicated): **1,736** (7%)  
 Found Employed of those Cont. Ed.: 1,141 (66%)

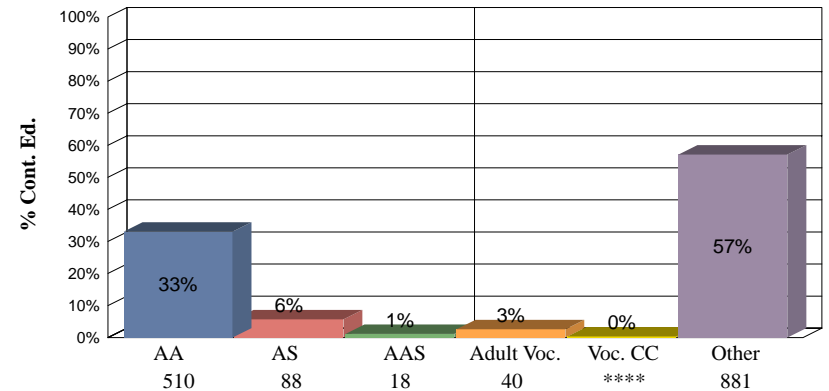


Students may be in multiple settings, therefore, sum may exceed total unduplicated

## TOP TEN INDUSTRIES BY FREQUENCY

Industry	Full Qtr Frequency	Full Qtr Avg Wage
OFFICES OF PHYSICIANS (EXCEPT MENTAL HEALTH SPECIALISTS)	1,607	\$4,738
PROFESSIONAL EMPLOYER ORGANIZATIONS	906	\$3,786
TEMPORARY HELP SERVICES	739	\$2,731
GENERAL MEDICAL AND SURGICAL HOSPITALS	664	\$5,352
LIMITED-SERVICE RESTAURANTS	583	\$2,400
NURSING CARE FACILITIES	556	\$5,037
FULL-SERVICE RESTAURANTS	500	\$2,872
HOME HEALTH CARE SERVICES	367	\$3,320
OFFICES OF DENTISTS	339	\$4,509
WAREHOUSE CLUBS AND SUPERCENTERS	294	\$3,259

## Florida College System Cont. Ed. Details



## FEDERAL EMPLOYMENT DATA

CIVILIAN EMPLOYMENT: 38 (<1%)  
 FOUND IN THE MILITARY: 138 (<1%)

## FLORIDA DEPARTMENT OF CORRECTIONS DATA

INCARCERATED: 16 (<1%)  
 COMMUNITY SUPERVISION: 333 (1%)

## RECEIVING PUBLIC ASSISTANCE

Temporary Assistance to Needy Families (TANF), Food Stamps

RECEIVING PUBLIC ASSISTANCE: 8,173 (32%)  
 ... & EMPLOYED: 4,405 (17%)