



FLORIDA DEPARTMENT OF
EDUCATION
fldoe.org

Florida's Private Schools

2018-19 School Year Annual Report

Florida Department of Education

Office of Independent Education and Parental Choice
325 W. Gaines Street, Room 1044
Tallahassee, FL 32399-0400

Phone: 850-245-0502

Toll-free Hotline:

1-800-447-1636

www.floridaschoolchoice.org

Florida's Private Schools

A private school is defined in Section 1002.01(2), Florida Statutes, as “an individual, association, copartnership, or corporation or department, division, or section of such organizations, that designates itself as an educational center that includes kindergarten or a higher grade” and is below the college level. Private elementary and secondary schools in Florida are not licensed, approved, accredited, or regulated by the Florida Department of Education (department). Private schools are required by statute to complete an online annual survey to provide information for inclusion in a statewide Directory of Private Schools.

The Directory of Private Schools is maintained by the department as a service to the public, governmental agencies, and other parties that are interested in obtaining information about Florida private schools. The department’s intent in maintaining the directory is not to regulate, control, approve, or accredit private schools. As such, the accuracy of data submitted pursuant to the annual online survey is not verified by the department and does not imply approval or accreditation. The directory may be accessed online at:

<https://www.floridaschoolchoice.org/information/privateschooldirectory/>.

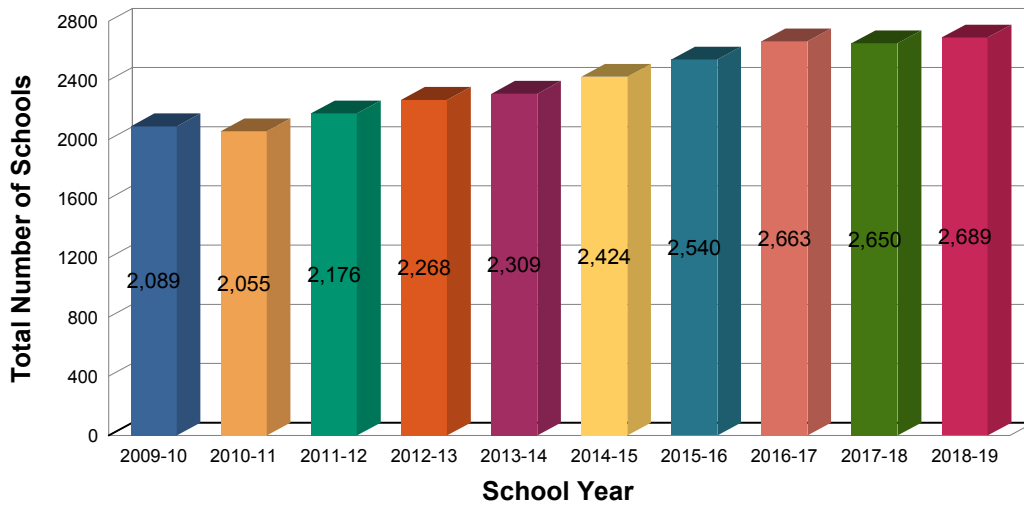
Highlights of the 2018-19 Annual Report

The 2018-19 annual report contains information on students and staff for Florida private schools that completed the online annual survey between September 4, 2018 and May 2, 2019. Enrollment data for Florida public school students are based on the 2018-19 Survey 2 (October Survey) final data. The following observations are drawn from the results of the data analysis:

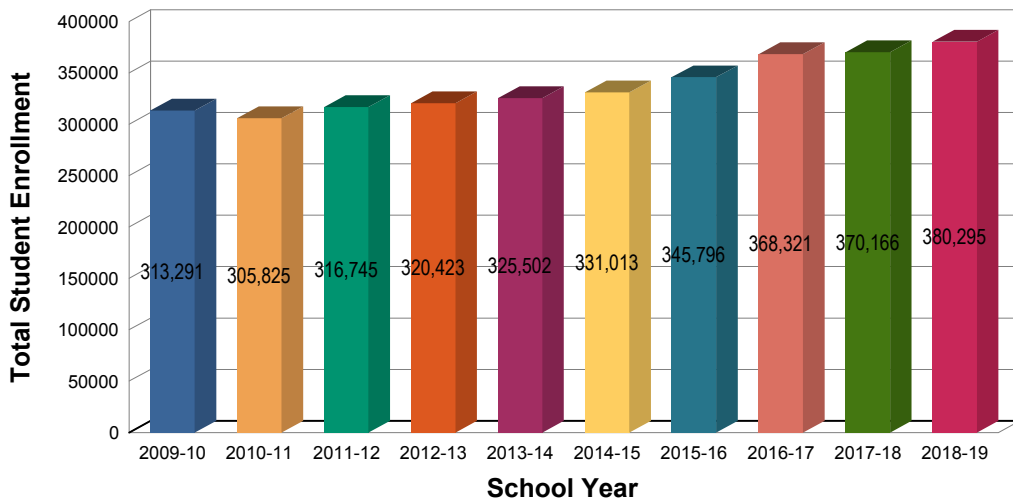
- Of the 3,227,152 statewide total PK-12 student enrollment in the 2018-19 school year, 380,295 (11.8%) were private school students, and 2,846,857 (88.2%) were public school students.
- Compared with the 2017-18 school year, the total number of private schools in 2018-19 increased by 39 schools and the total PK-12 enrollment increased by 10,129 students.
- Of the 380,295 students enrolled in Florida private schools in 2018-19, 11.8% were enrolled in prekindergarten, 7.3% in kindergarten, 34.1% in grades 1-5, 21.0% in grades 6-8, and 25.8% in grades 9-12.
- Twenty-one (21) school districts had 10% or more of their total PK-12 students enrolled in private schools in 2018-19.
- Eighty-one percent (81%) of personnel employed in private schools were classroom teachers and 19% were school administrators.

* Percentages may not add up to 100 due to rounding.

Number of Private Schools 2009-10 to 2018-19

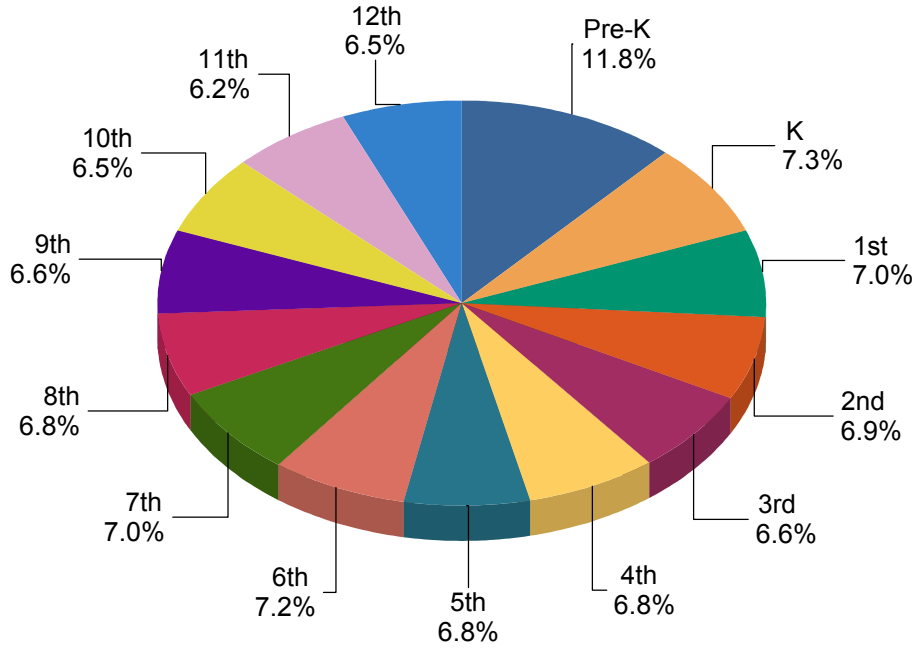


Private School Student Enrollment 2009-10 to 2018-19



| <u>School Year</u> | <u>Enrollment</u> | <u>Schools</u> |
|--------------------|-------------------|----------------|
| 2018-19 | 380,295 | 2,689 |
| 2017-18 | 370,166 | 2,650 |
| 2016-17 | 368,321 | 2,663 |
| 2015-16 | 345,796 | 2,540 |
| 2014-15 | 331,013 | 2,424 |
| 2013-14 | 325,502 | 2,309 |
| 2012-13 | 320,423 | 2,268 |
| 2011-12 | 316,745 | 2,176 |
| 2010-11 | 305,825 | 2,055 |
| 2009-10 | 313,291 | 2,089 |

Private School Student Enrollment by Grade 2018-19



| GRADE LEVEL | STUDENTS | PERCENTAGE OF TOTAL ENROLLMENT |
|--------------------|-----------------|---|
| Pre-K | 44,801 | 11.8% |
| K | 27,580 | 7.3% |
| 1st | 26,607 | 7.0% |
| 2nd | 26,120 | 6.9% |
| 3rd | 25,279 | 6.6% |
| 4th | 25,780 | 6.8% |
| 5th | 26,044 | 6.8% |
| 6th | 27,545 | 7.2% |
| 7th | 26,777 | 7.0% |
| 8th | 25,768 | 6.8% |
| 9th | 25,183 | 6.6% |
| 10th | 24,602 | 6.5% |
| 11th | 23,551 | 6.2% |
| 12th | 24,658 | 6.5% |
| Total: | 380,295 | 100.0% |

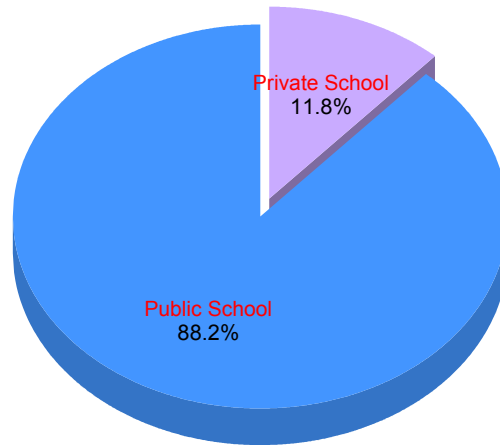
**PRIVATE SCHOOL STUDENT ENROLLMENT BY GRADE LEVEL
2018-19**

| District | PK | K | 1 | 2 | 3 | 4 | 5 | 6 | 7 | 8 | 9 | 10 | 11 | 12 | Total |
|---------------|---------------|---------------|---------------|---------------|---------------|---------------|---------------|---------------|---------------|---------------|---------------|---------------|---------------|---------------|----------------|
| ALACHUA | 648 | 395 | 397 | 403 | 355 | 368 | 359 | 326 | 308 | 282 | 233 | 223 | 199 | 182 | 4,678 |
| BAKER | 0 | 2 | 2 | 9 | 4 | 8 | 13 | 8 | 12 | 11 | 12 | 11 | 5 | 8 | 105 |
| BAY | 79 | 48 | 44 | 50 | 50 | 61 | 50 | 63 | 50 | 55 | 40 | 32 | 41 | 33 | 696 |
| BRADFORD | 36 | 30 | 40 | 36 | 42 | 45 | 33 | 52 | 46 | 37 | 44 | 36 | 35 | 27 | 539 |
| BREVARD | 1,494 | 636 | 609 | 594 | 616 | 576 | 608 | 662 | 721 | 664 | 516 | 501 | 418 | 524 | 9,139 |
| BROWARD | 5,057 | 2,662 | 2,521 | 2,462 | 2,321 | 2,487 | 2,481 | 2,860 | 2,696 | 2,762 | 3,250 | 3,169 | 3,238 | 3,494 | 41,460 |
| CHARLOTTE | 91 | 110 | 101 | 97 | 99 | 93 | 109 | 120 | 117 | 93 | 62 | 44 | 35 | 29 | 1,200 |
| CITRUS | 194 | 110 | 95 | 101 | 93 | 106 | 110 | 108 | 84 | 90 | 54 | 53 | 43 | 37 | 1,278 |
| CLAY | 141 | 122 | 129 | 135 | 151 | 154 | 163 | 189 | 188 | 201 | 117 | 149 | 120 | 125 | 2,084 |
| COLLIER | 708 | 305 | 266 | 273 | 282 | 296 | 313 | 327 | 335 | 335 | 297 | 309 | 321 | 264 | 4,631 |
| COLUMBIA | 29 | 71 | 82 | 88 | 92 | 92 | 94 | 95 | 114 | 119 | 84 | 83 | 61 | 65 | 1,169 |
| DADE | 11,351 | 6,057 | 5,599 | 5,296 | 4,856 | 4,785 | 4,686 | 4,442 | 4,220 | 4,063 | 4,778 | 4,878 | 4,412 | 4,893 | 74,316 |
| DESOTO | 0 | 7 | 6 | 12 | 7 | 10 | 13 | 12 | 11 | 6 | 8 | 4 | 3 | 4 | 103 |
| DIXIE | 0 | 3 | 4 | 4 | 3 | 8 | 6 | 8 | 6 | 9 | 10 | 10 | 20 | 15 | 106 |
| DUVAL | 2,368 | 1,722 | 1,732 | 1,605 | 1,707 | 1,759 | 1,800 | 2,061 | 1,969 | 1,934 | 1,774 | 1,753 | 1,598 | 1,652 | 25,434 |
| ESCAMBIA | 833 | 809 | 866 | 833 | 745 | 766 | 716 | 759 | 735 | 647 | 510 | 459 | 431 | 388 | 9,497 |
| FLAGLER | 140 | 85 | 107 | 87 | 110 | 94 | 101 | 108 | 103 | 66 | 21 | 24 | 24 | 18 | 1,088 |
| FRANKLIN | 12 | 6 | 7 | 2 | 7 | 3 | 1 | 3 | 3 | 0 | 2 | 3 | 3 | 1 | 53 |
| GADSDEN | 36 | 28 | 30 | 28 | 30 | 45 | 50 | 49 | 40 | 45 | 46 | 46 | 31 | 42 | 546 |
| GILCHRIST | 22 | 19 | 12 | 25 | 22 | 20 | 30 | 37 | 25 | 21 | 17 | 13 | 11 | 12 | 286 |
| GLADES | 0 | 8 | 9 | 9 | 10 | 15 | 21 | 10 | 10 | 12 | 12 | 5 | 10 | 6 | 137 |
| GULF | 14 | 6 | 12 | 15 | 8 | 10 | 12 | 3 | 3 | 8 | 6 | 1 | 0 | 2 | 100 |
| HAMILTON | 0 | 31 | 22 | 15 | 12 | 23 | 20 | 20 | 17 | 17 | 9 | 14 | 16 | 11 | 227 |
| HARDEE | 13 | 12 | 5 | 5 | 5 | 9 | 5 | 8 | 0 | 2 | 2 | 2 | 0 | 3 | 71 |
| HENDRY | 27 | 32 | 31 | 38 | 35 | 39 | 34 | 46 | 34 | 47 | 40 | 15 | 16 | 14 | 448 |
| HERNANDO | 157 | 185 | 179 | 201 | 175 | 177 | 206 | 180 | 194 | 175 | 109 | 104 | 72 | 74 | 2,188 |
| HIGHLANDS | 178 | 144 | 104 | 102 | 94 | 116 | 102 | 106 | 116 | 70 | 39 | 31 | 17 | 16 | 1,235 |
| HILLSBOROUGH | 2,891 | 1,725 | 1,696 | 1,599 | 1,568 | 1,675 | 1,682 | 1,822 | 1,793 | 1,682 | 1,684 | 1,625 | 1,578 | 1,481 | 24,501 |
| INDIAN RIVER | 95 | 147 | 109 | 134 | 118 | 134 | 123 | 135 | 146 | 130 | 77 | 67 | 77 | 69 | 1,561 |
| JACKSON | 42 | 22 | 25 | 22 | 21 | 18 | 15 | 16 | 13 | 13 | 14 | 6 | 2 | 2 | 231 |
| JEFFERSON | 20 | 21 | 20 | 21 | 21 | 24 | 27 | 26 | 30 | 28 | 24 | 42 | 27 | 26 | 357 |
| LAFAYETTE | 19 | 1 | 6 | 4 | 7 | 8 | 11 | 4 | 8 | 11 | 3 | 11 | 1 | 0 | 94 |
| LAKE | 696 | 417 | 383 | 398 | 377 | 366 | 362 | 457 | 472 | 473 | 402 | 426 | 489 | 458 | 6,176 |
| LEE | 1,002 | 465 | 429 | 432 | 466 | 426 | 432 | 520 | 463 | 444 | 433 | 453 | 444 | 393 | 6,802 |
| LEON | 540 | 311 | 290 | 274 | 283 | 291 | 308 | 302 | 311 | 323 | 258 | 256 | 223 | 244 | 4,214 |
| LEVY | 5 | 23 | 26 | 24 | 27 | 23 | 42 | 31 | 48 | 29 | 20 | 23 | 16 | 15 | 352 |
| LIBERTY | 0 | 0 | 1 | 2 | 0 | 1 | 0 | 0 | 0 | 1 | 1 | 0 | 0 | 0 | 6 |
| MADISON | 0 | 5 | 1 | 3 | 2 | 3 | 1 | 7 | 3 | 2 | 6 | 0 | 3 | 1 | 37 |
| MANATEE | 355 | 233 | 236 | 244 | 287 | 259 | 267 | 302 | 280 | 299 | 287 | 301 | 297 | 335 | 3,982 |
| MARION | 559 | 429 | 395 | 426 | 368 | 372 | 395 | 423 | 415 | 394 | 351 | 287 | 266 | 277 | 5,357 |
| MARTIN | 205 | 641 | 648 | 649 | 646 | 652 | 652 | 663 | 630 | 652 | 573 | 569 | 565 | 911 | 8,656 |
| MONROE | 226 | 55 | 46 | 45 | 40 | 44 | 38 | 45 | 31 | 31 | 3 | 2 | 6 | 5 | 617 |
| NASSAU | 197 | 86 | 86 | 78 | 87 | 76 | 87 | 92 | 81 | 70 | 57 | 57 | 53 | 45 | 1,152 |
| OKALOOSA | 353 | 207 | 176 | 189 | 193 | 153 | 175 | 151 | 153 | 131 | 97 | 75 | 62 | 83 | 2,198 |
| OKEECHOBEE | 180 | 52 | 35 | 37 | 36 | 44 | 46 | 38 | 26 | 22 | 20 | 10 | 8 | 7 | 561 |
| ORANGE | 2,790 | 2,343 | 2,336 | 2,315 | 2,303 | 2,226 | 2,314 | 2,406 | 2,508 | 2,318 | 2,036 | 1,929 | 1,998 | 2,064 | 31,886 |
| OSCEOLA | 844 | 538 | 561 | 606 | 594 | 643 | 620 | 630 | 629 | 625 | 488 | 458 | 424 | 396 | 8,056 |
| PALM BEACH | 2,919 | 1,452 | 1,450 | 1,416 | 1,386 | 1,516 | 1,556 | 1,742 | 1,710 | 1,653 | 1,751 | 1,818 | 1,800 | 1,877 | 24,046 |
| PASCO | 342 | 292 | 309 | 306 | 281 | 308 | 305 | 308 | 303 | 326 | 895 | 866 | 852 | 880 | 6,573 |
| PINELLAS | 1,595 | 1,151 | 1,103 | 1,173 | 1,114 | 1,180 | 1,269 | 1,398 | 1,374 | 1,375 | 1,112 | 992 | 1,000 | 934 | 16,770 |
| POLK | 963 | 702 | 648 | 738 | 687 | 729 | 730 | 839 | 767 | 705 | 583 | 591 | 519 | 458 | 9,659 |
| PUTNAM | 60 | 55 | 52 | 54 | 70 | 63 | 55 | 63 | 60 | 49 | 62 | 52 | 41 | 40 | 776 |
| SANTA ROSA | 399 | 152 | 142 | 122 | 124 | 115 | 99 | 99 | 108 | 78 | 82 | 55 | 59 | 73 | 1,707 |
| SARASOTA | 370 | 270 | 273 | 296 | 304 | 329 | 294 | 331 | 350 | 304 | 336 | 302 | 302 | 230 | 4,291 |
| SEMINOLE | 1,437 | 778 | 780 | 683 | 769 | 748 | 798 | 784 | 780 | 708 | 462 | 459 | 420 | 450 | 10,056 |
| ST. JOHNS | 353 | 212 | 180 | 215 | 169 | 188 | 154 | 155 | 148 | 136 | 93 | 85 | 81 | 93 | 2,262 |
| ST. LUCIE | 495 | 402 | 407 | 392 | 341 | 324 | 335 | 389 | 323 | 381 | 404 | 388 | 356 | 368 | 5,305 |
| SUMTER | 0 | 0 | 0 | 0 | 0 | 0 | 2 | 0 | 0 | 2 | 2 | 1 | 1 | 0 | 8 |
| SUWANNEE | 18 | 31 | 59 | 52 | 35 | 39 | 56 | 41 | 40 | 32 | 40 | 46 | 45 | 81 | 615 |
| TAYLOR | 0 | 19 | 35 | 25 | 24 | 27 | 28 | 26 | 20 | 23 | 24 | 13 | 16 | 15 | 295 |
| VOLUSIA | 919 | 575 | 549 | 512 | 507 | 529 | 530 | 558 | 511 | 466 | 336 | 323 | 284 | 365 | 6,964 |
| WAKULLA | 38 | 14 | 14 | 14 | 16 | 12 | 14 | 16 | 16 | 22 | 21 | 13 | 23 | 21 | 254 |
| WALTON | 178 | 78 | 59 | 64 | 49 | 45 | 57 | 45 | 40 | 47 | 38 | 17 | 25 | 17 | 759 |
| WASHINGTON | 68 | 31 | 31 | 31 | 28 | 25 | 29 | 19 | 30 | 12 | 16 | 12 | 8 | 5 | 345 |
| TOTAL: | 44,801 | 27,580 | 26,607 | 26,120 | 25,279 | 25,780 | 26,044 | 27,545 | 26,777 | 25,768 | 25,183 | 24,602 | 23,551 | 24,658 | 380,295 |

**NUMBER OF PRIVATE SCHOOLS BY DISTRICT
2018-19**

| DISTRICT ID | DISTRICT NAME | SCHOOLS |
|--------------------|----------------------|----------------|
| 1 | ALACHUA | 32 |
| 2 | BAKER | 3 |
| 3 | BAY | 10 |
| 4 | BRADFORD | 7 |
| 5 | BREVARD | 86 |
| 6 | BROWARD | 246 |
| 7 | CALHOUN | 0 |
| 8 | CHARLOTTE | 10 |
| 9 | CITRUS | 9 |
| 10 | CLAY | 22 |
| 11 | COLLIER | 24 |
| 12 | COLUMBIA | 15 |
| 13 | DADE | 619 |
| 14 | DESOTO | 1 |
| 15 | DIXIE | 2 |
| 16 | DUVAL | 166 |
| 17 | ESCAMBIA | 35 |
| 18 | FLAGLER | 10 |
| 19 | FRANKLIN | 1 |
| 20 | GADSDEN | 3 |
| 21 | GILCHRIST | 3 |
| 22 | GLADES | 2 |
| 23 | GULF | 2 |
| 24 | HAMILTON | 4 |
| 25 | HARDEE | 2 |
| 26 | HENDRY | 3 |
| 27 | HERNANDO | 20 |
| 28 | HIGHLANDS | 10 |
| 29 | HILLSBOROUGH | 141 |
| 30 | HOLMES | 0 |
| 31 | INDIAN RIVER | 9 |
| 32 | JACKSON | 3 |
| 33 | JEFFERSON | 4 |
| 34 | LAFAYETTE | 1 |
| 35 | LAKE | 43 |
| 36 | LEE | 42 |
| 37 | LEON | 37 |
| 38 | LEVY | 5 |
| 39 | LIBERTY | 1 |
| 40 | MADISON | 3 |
| 41 | MANATEE | 35 |
| 42 | MARION | 46 |
| 43 | MARTIN | 14 |
| 44 | MONROE | 8 |
| 45 | NASSAU | 10 |
| 46 | OKALOOSA | 20 |
| 47 | OKEECHOBEE | 8 |
| 48 | ORANGE | 206 |
| 49 | OSCEOLA | 65 |
| 50 | PALM BEACH | 116 |
| 51 | PASCO | 47 |
| 52 | PINELLAS | 112 |
| 53 | POLK | 82 |
| 54 | PUTNAM | 8 |
| 55 | ST. JOHNS | 18 |
| 56 | ST. LUCIE | 38 |
| 57 | SANTA ROSA | 15 |
| 58 | SARASOTA | 45 |
| 59 | SEMINOLE | 70 |
| 60 | SUMTER | 3 |
| 61 | SUWANNEE | 6 |
| 62 | TAYLOR | 2 |
| 63 | UNION | 0 |
| 64 | VOLUSIA | 61 |
| 65 | WAKULLA | 3 |
| 66 | WALTON | 12 |
| 67 | WASHINGTON | 3 |
| TOTAL: | 67 | 2,689 |

PK-12 Public and Private School Enrollment 2018-19



| SCHOOL TYPE | PK-12 STUDENT ENROLLMENT | PERCENTAGE |
|---------------------------------|--------------------------|---------------|
| Private School | 380,295 | 11.8% |
| Public School | 2,846,857 | 88.2% |
| Total Public and Private | 3,227,152 | 100.0% |

Districts with 12% or more of Total PK-12 Students Enrolled in Private Schools

| DISTRICT | PUBLIC SCHOOL | % PUBLIC | PRIVATE SCHOOL | % PRIVATE | TOTAL PK-12 |
|-----------|---------------|----------|----------------|-----------|-------------|
| JEFFERSON | 769 | 68.3% | 357 | 31.7% | 1,126 |
| MARTIN | 18,624 | 68.3% | 8,656 | 31.7% | 27,280 |
| ESCAMBIA | 39,974 | 80.8% | 9,497 | 19.2% | 49,471 |
| DADE | 350,456 | 82.5% | 74,316 | 17.5% | 424,772 |
| DUVAL | 130,245 | 83.7% | 25,434 | 16.3% | 155,679 |
| BRADFORD | 3,165 | 85.4% | 539 | 14.6% | 3,704 |
| PINELLAS | 100,987 | 85.8% | 16,770 | 14.2% | 117,757 |
| ALACHUA | 29,845 | 86.4% | 4,678 | 13.6% | 34,523 |
| BROWARD | 270,978 | 86.7% | 41,460 | 13.3% | 312,438 |
| ORANGE | 209,114 | 86.8% | 31,886 | 13.2% | 241,000 |
| SEMINOLE | 68,289 | 87.2% | 10,056 | 12.8% | 78,345 |
| HAMILTON | 1,611 | 87.6% | 227 | 12.4% | 1,838 |
| LAKE | 43,947 | 87.7% | 6,176 | 12.3% | 50,123 |

**PK-12 STUDENT ENROLLMENT IN PUBLIC AND PRIVATE SCHOOLS
2018-19**

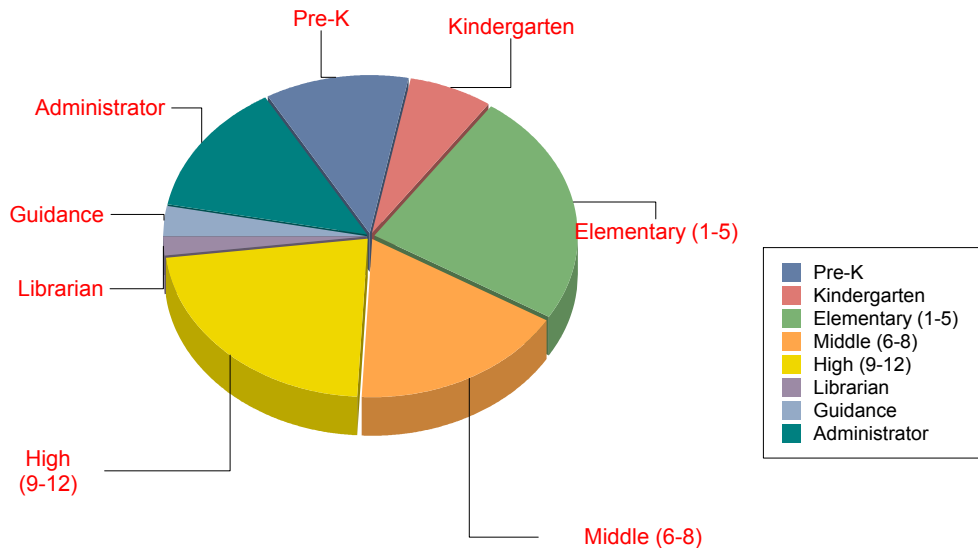
| DISTRICT | Public School Enrollment | Public School % of Total PK-12 | Private School Enrollment | Private School % of Total PK-12 | Total PK-12 |
|-----------------|---------------------------------|---------------------------------------|----------------------------------|--|--------------------|
| ALACHUA | 29,845 | 86.4% | 4,678 | 13.6% | 34,523 |
| BAKER | 5,060 | 98.0% | 105 | 2.0% | 5,165 |
| BAY | 28,129 | 97.6% | 696 | 2.4% | 28,825 |
| BRADFORD | 3,165 | 85.4% | 539 | 14.6% | 3,704 |
| BREVARD | 73,734 | 89.0% | 9,139 | 11.0% | 82,873 |
| BROWARD | 270,978 | 86.7% | 41,460 | 13.3% | 312,438 |
| CALHOUN | 2,180 | 100.0% | 0 | 0.0% | 2,180 |
| CHARLOTTE | 16,009 | 93.0% | 1,200 | 7.0% | 17,209 |
| CITRUS | 15,470 | 92.4% | 1,278 | 7.6% | 16,748 |
| CLAY | 38,264 | 94.8% | 2,084 | 5.2% | 40,348 |
| COLLIER | 47,436 | 91.1% | 4,631 | 8.9% | 52,067 |
| COLUMBIA | 10,149 | 89.7% | 1,169 | 10.3% | 11,318 |
| DADE | 350,456 | 82.5% | 74,316 | 17.5% | 424,772 |
| DESOTO | 4,926 | 98.0% | 103 | 2.0% | 5,029 |
| DIXIE | 2,228 | 95.5% | 106 | 4.5% | 2,334 |
| DUVAL | 130,245 | 83.7% | 25,434 | 16.3% | 155,679 |
| ESCAMBIA | 39,974 | 80.8% | 9,497 | 19.2% | 49,471 |
| FLAGLER | 12,980 | 92.3% | 1,088 | 7.7% | 14,068 |
| FRANKLIN | 1,315 | 96.1% | 53 | 3.9% | 1,368 |
| GADSDEN | 5,237 | 90.6% | 546 | 9.4% | 5,783 |
| GILCHRIST | 2,753 | 90.6% | 286 | 9.4% | 3,039 |
| GLADES | 1,756 | 92.8% | 137 | 7.2% | 1,893 |
| GULF | 1,956 | 95.1% | 100 | 4.9% | 2,056 |
| HAMILTON | 1,611 | 87.6% | 227 | 12.4% | 1,838 |
| HARDEE | 5,080 | 98.6% | 71 | 1.4% | 5,151 |
| HENDRY | 7,267 | 94.2% | 448 | 5.8% | 7,715 |
| HERNANDO | 22,807 | 91.2% | 2,188 | 8.8% | 24,995 |
| HIGHLANDS | 12,333 | 90.9% | 1,235 | 9.1% | 13,568 |
| HILLSBOROUGH | 220,257 | 90.0% | 24,501 | 10.0% | 244,758 |
| HOLMES | 3,276 | 100.0% | 0 | 0.0% | 3,276 |
| INDIAN RIVER | 17,861 | 92.0% | 1,561 | 8.0% | 19,422 |
| JACKSON | 6,473 | 96.6% | 231 | 3.4% | 6,704 |
| JEFFERSON | 769 | 68.3% | 357 | 31.7% | 1,126 |
| LAFAYETTE | 1,228 | 92.9% | 94 | 7.1% | 1,322 |
| LAKE | 43,947 | 87.7% | 6,176 | 12.3% | 50,123 |
| LEE | 94,417 | 93.3% | 6,802 | 6.7% | 101,219 |
| LEON | 33,978 | 89.0% | 4,214 | 11.0% | 38,192 |
| LEVY | 5,508 | 94.0% | 352 | 6.0% | 5,860 |
| LIBERTY | 1,318 | 99.5% | 6 | 0.5% | 1,324 |
| MADISON | 2,617 | 98.6% | 37 | 1.4% | 2,654 |
| MANATEE | 49,310 | 92.5% | 3,982 | 7.5% | 53,292 |
| MARION | 42,941 | 88.9% | 5,357 | 11.1% | 48,298 |
| MARTIN | 18,624 | 68.3% | 8,656 | 31.7% | 27,280 |
| MONROE | 8,579 | 93.3% | 617 | 6.7% | 9,196 |
| NASSAU | 12,122 | 91.3% | 1,152 | 8.7% | 13,274 |
| OKALOOSA | 31,856 | 93.5% | 2,198 | 6.5% | 34,054 |
| OKEECHOBEE | 6,484 | 92.0% | 561 | 8.0% | 7,045 |
| ORANGE | 209,114 | 86.8% | 31,886 | 13.2% | 241,000 |
| OSCEOLA | 68,561 | 89.5% | 8,056 | 10.5% | 76,617 |
| PALM BEACH | 194,186 | 89.0% | 24,046 | 11.0% | 218,232 |
| PASCO | 75,059 | 91.9% | 6,573 | 8.1% | 81,632 |
| PINELLAS | 100,987 | 85.8% | 16,770 | 14.2% | 117,757 |
| POLK | 105,673 | 91.6% | 9,659 | 8.4% | 115,332 |
| PUTNAM | 10,998 | 93.4% | 776 | 6.6% | 11,774 |
| SANTA ROSA | 28,479 | 94.3% | 1,707 | 5.7% | 30,186 |
| SARASOTA | 43,119 | 90.9% | 4,291 | 9.1% | 47,410 |
| SEMINOLE | 68,289 | 87.2% | 10,056 | 12.8% | 78,345 |
| ST. JOHNS | 41,908 | 94.9% | 2,262 | 5.1% | 44,170 |
| ST. LUCIE | 41,418 | 88.6% | 5,305 | 11.4% | 46,723 |
| SUMTER | 8,840 | 99.9% | 8 | 0.1% | 8,848 |
| SUWANNEE | 5,968 | 90.7% | 615 | 9.3% | 6,583 |
| TAYLOR | 2,783 | 90.4% | 295 | 9.6% | 3,078 |
| UNION | 2,356 | 100.0% | 0 | 0.0% | 2,356 |
| VOLUSIA | 63,249 | 90.1% | 6,964 | 9.9% | 70,213 |
| WAKULLA | 5,059 | 95.2% | 254 | 4.8% | 5,313 |
| WALTON | 9,826 | 92.8% | 759 | 7.2% | 10,585 |
| WASHINGTON | 3,450 | 90.9% | 345 | 9.1% | 3,795 |
| OTHERS | 12,627 | 100.0% | 0 | 0.0% | 12,627 |
| TOTAL: | 2,846,857 | 88.2% | 380,295 | 11.8% | 3,227,152 |

* OTHERS include students enrolled in lab, deaf/blind, virtual, and Department of Juvenile Justice schools.

Private School Instructional and Administrative Personnel 2018-19

The reported personnel data are based on the online Private School Annual Survey and include eight personnel types: pre-k teacher, kindergarten teacher, elementary school teacher (1-5), middle school teacher (6-8), high school teacher (9-12), librarian and media specialist, guidance personnel, and administrator. Support personnel such as secretaries, aides, paraprofessionals, and volunteers are not included. Statistics for personnel in the named areas reflect actual numbers of such individuals but do not indicate the full range of duties they may perform. Reporting instructions requested that full-time employees who have responsibilities in more than one area be reported in the category where they spend the majority of their time.

Private School Instructional and Administrative Personnel by Type



| <u>PERSONNEL TYPE</u> | <u>NUMBER</u> | <u>PERCENTAGE</u> |
|-----------------------|---------------|-------------------|
| Pre-K | 5,070 | 11.3% |
| Kindergarten | 2,974 | 6.6% |
| Elementary (1-5) | 10,690 | 23.9% |
| Middle (6-8) | 7,705 | 17.2% |
| High (9-12) | 9,932 | 22.2% |
| Librarian | 964 | 2.2% |
| Guidance | 1,348 | 3.0% |
| Administrator | 6,078 | 13.6% |
| Total: | 44,761 | 100.0% |

**PRIVATE SCHOOL INSTRUCTIONAL AND ADMINISTRATIVE PERSONNEL
2018-19**

| District | Pre-K | KG | Elementary | Middle | High | Librarian | Guidance | Admin | Total |
|---------------|--------------|--------------|---------------|--------------|--------------|------------|--------------|--------------|---------------|
| ALACHUA | 70 | 44 | 158 | 90 | 90 | 16 | 12 | 76 | 556 |
| BAKER | 0 | 1 | 3 | 3 | 6 | 0 | 0 | 3 | 16 |
| BAY | 10 | 9 | 34 | 24 | 21 | 5 | 6 | 16 | 125 |
| BRADFORD | 3 | 2 | 15 | 9 | 12 | 1 | 4 | 12 | 58 |
| BREVARD | 163 | 73 | 261 | 210 | 223 | 32 | 37 | 169 | 1,168 |
| BROWARD | 596 | 280 | 1,000 | 778 | 1,065 | 104 | 165 | 612 | 4,600 |
| CHARLOTTE | 9 | 10 | 36 | 28 | 15 | 1 | 2 | 13 | 114 |
| CITRUS | 16 | 11 | 33 | 24 | 27 | 4 | 4 | 13 | 132 |
| CLAY | 10 | 14 | 70 | 50 | 63 | 10 | 8 | 51 | 276 |
| COLLIER | 81 | 40 | 192 | 141 | 167 | 12 | 12 | 97 | 742 |
| COLUMBIA | 7 | 10 | 41 | 34 | 28 | 2 | 5 | 22 | 149 |
| DADE | 1,369 | 658 | 2,058 | 1,245 | 1,543 | 157 | 280 | 1,231 | 8,541 |
| DESOTO | 0 | 1 | 3 | 2 | 3 | 0 | 1 | 2 | 12 |
| DIXIE | 0 | 1 | 2 | 2 | 2 | 0 | 0 | 2 | 9 |
| DUVAL | 242 | 164 | 659 | 510 | 606 | 79 | 100 | 425 | 2,785 |
| ESCAMBIA | 70 | 46 | 186 | 148 | 122 | 21 | 21 | 99 | 713 |
| FLAGLER | 11 | 7 | 26 | 17 | 10 | 2 | 2 | 23 | 98 |
| FRANKLIN | 2 | 1 | 1 | 1 | 1 | 0 | 0 | 1 | 7 |
| GADSDEN | 5 | 4 | 18 | 12 | 16 | 1 | 2 | 10 | 68 |
| GILCHRIST | 4 | 3 | 12 | 8 | 10 | 1 | 1 | 6 | 45 |
| GLADES | 0 | 0 | 1 | 1 | 1 | 1 | 1 | 1 | 6 |
| GULF | 4 | 2 | 5 | 5 | 2 | 0 | 0 | 3 | 21 |
| HAMILTON | 0 | 5 | 7 | 6 | 5 | 1 | 2 | 4 | 30 |
| HARDEE | 1 | 1 | 3 | 2 | 1 | 0 | 0 | 2 | 10 |
| HENDRY | 2 | 3 | 14 | 11 | 9 | 2 | 2 | 6 | 49 |
| HERNANDO | 14 | 16 | 76 | 50 | 47 | 2 | 4 | 31 | 240 |
| HIGHLANDS | 24 | 20 | 39 | 27 | 19 | 7 | 2 | 25 | 163 |
| HILLSBOROUGH | 356 | 183 | 613 | 513 | 1,293 | 67 | 85 | 382 | 3,492 |
| INDIAN RIVER | 13 | 16 | 65 | 43 | 48 | 4 | 4 | 23 | 216 |
| JACKSON | 4 | 3 | 14 | 4 | 4 | 1 | 0 | 4 | 34 |
| JEFFERSON | 1 | 1 | 8 | 8 | 9 | 1 | 1 | 8 | 37 |
| LAFAYETTE | 2 | 0 | 3 | 1 | 1 | 0 | 1 | 3 | 11 |
| LAKE | 88 | 65 | 154 | 120 | 152 | 11 | 23 | 96 | 709 |
| LEE | 128 | 52 | 179 | 138 | 154 | 13 | 25 | 106 | 795 |
| LEON | 61 | 45 | 125 | 108 | 117 | 12 | 9 | 87 | 564 |
| LEVY | 1 | 2 | 11 | 6 | 7 | 1 | 3 | 6 | 37 |
| LIBERTY | 0 | 0 | 1 | 1 | 1 | 0 | 0 | 0 | 3 |
| MADISON | 0 | 1 | 3 | 2 | 2 | 0 | 1 | 2 | 11 |
| MANATEE | 42 | 28 | 136 | 105 | 203 | 8 | 14 | 69 | 605 |
| MARION | 93 | 55 | 158 | 118 | 151 | 17 | 13 | 82 | 687 |
| MARTIN | 15 | 15 | 60 | 47 | 39 | 7 | 6 | 33 | 222 |
| MONROE | 25 | 10 | 15 | 15 | 5 | 2 | 4 | 8 | 84 |
| NASSAU | 14 | 12 | 25 | 23 | 26 | 5 | 4 | 22 | 131 |
| OKALOOSA | 42 | 32 | 70 | 48 | 29 | 5 | 5 | 35 | 266 |
| OKEECHOBEE | 23 | 5 | 18 | 8 | 7 | 2 | 1 | 10 | 74 |
| ORANGE | 296 | 282 | 1,209 | 818 | 999 | 83 | 114 | 534 | 4,335 |
| OSCEOLA | 77 | 62 | 228 | 140 | 153 | 31 | 41 | 152 | 884 |
| PALM BEACH | 328 | 161 | 658 | 518 | 803 | 78 | 100 | 374 | 3,020 |
| PASCO | 38 | 39 | 126 | 105 | 148 | 14 | 18 | 79 | 567 |
| PINELLAS | 173 | 122 | 570 | 467 | 506 | 36 | 49 | 264 | 2,187 |
| POLK | 95 | 74 | 269 | 215 | 260 | 23 | 40 | 173 | 1,149 |
| PUTNAM | 6 | 5 | 22 | 15 | 12 | 2 | 3 | 13 | 78 |
| SANTA ROSA | 41 | 13 | 43 | 21 | 24 | 3 | 3 | 30 | 178 |
| SARASOTA | 41 | 37 | 114 | 104 | 121 | 13 | 18 | 79 | 527 |
| SEMINOLE | 132 | 79 | 297 | 198 | 185 | 25 | 31 | 159 | 1,106 |
| ST. JOHNS | 29 | 18 | 78 | 45 | 29 | 9 | 6 | 43 | 257 |
| ST. LUCIE | 62 | 42 | 146 | 90 | 126 | 8 | 19 | 85 | 578 |
| SUMTER | 0 | 0 | 1 | 1 | 2 | 1 | 0 | 3 | 8 |
| SUWANNEE | 2 | 5 | 17 | 12 | 22 | 0 | 2 | 10 | 70 |
| TAYLOR | 0 | 2 | 8 | 9 | 5 | 0 | 2 | 2 | 28 |
| VOLUSIA | 99 | 61 | 218 | 152 | 125 | 18 | 26 | 121 | 820 |
| WAKULLA | 4 | 2 | 6 | 6 | 10 | 1 | 1 | 5 | 35 |
| WALTON | 19 | 16 | 56 | 37 | 35 | 1 | 2 | 18 | 184 |
| WASHINGTON | 7 | 3 | 13 | 6 | 5 | 1 | 1 | 3 | 39 |
| TOTAL: | 5,070 | 2,974 | 10,690 | 7,705 | 9,932 | 964 | 1,348 | 6,078 | 44,761 |