

Office of Independent Education & Parental Choice

325 West Gaines Street • Suite 522 • Tallahassee, FL • 32399-0400 • 850/245-0502 • [www.floridaschoolchoice.org](http://www.floridaschoolchoice.org)

# Florida's Private Schools

## ANNUAL REPORT 2009-2010

Office of Independent Education and Parental Choice  
Florida Department of Education

July 2010

*Improving K-12 Educational Choice Options*

# Florida's Private Schools

A private school is defined in Section 1002.01(2), Florida Statutes, as “an individual, association, copartnership, or corporation or department, division, or section of such organizations, that designates itself as an educational center that includes kindergarten or a higher grade” and is below the college level. Private elementary and secondary schools in Florida are not licensed, approved, accredited, or regulated by the Florida Department of Education. Private schools are required by statute to complete an annual online survey to gather information for inclusion in a statewide Directory of Private Schools.

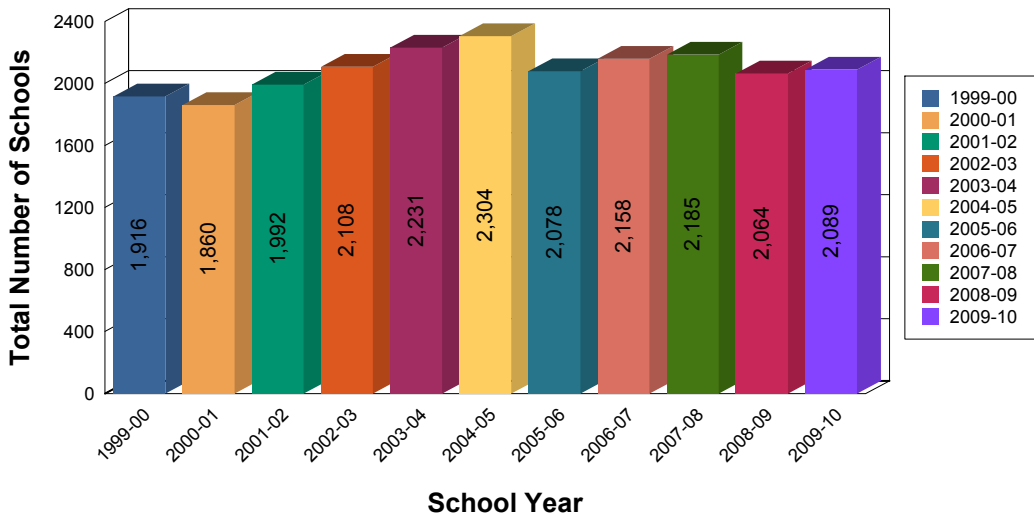
The Directory of Private Schools is maintained by the Department of Education as a service to the public, to governmental agencies, and to other parties that are interested in obtaining information about Florida private schools. The Department’s intent in maintaining the directory is not to regulate, control, approve, or accredit private schools. As such, the accuracy of data submitted pursuant to the annual online survey and inclusion of a school’s information in the directory is not verified by the Department and does not imply approval or accreditation. The directory may be accessed online at: <http://www.floridaschoolchoice.org/Information/PrivateSchoolDirectory/>.

## **Highlights of the 2009-2010 Annual Report**

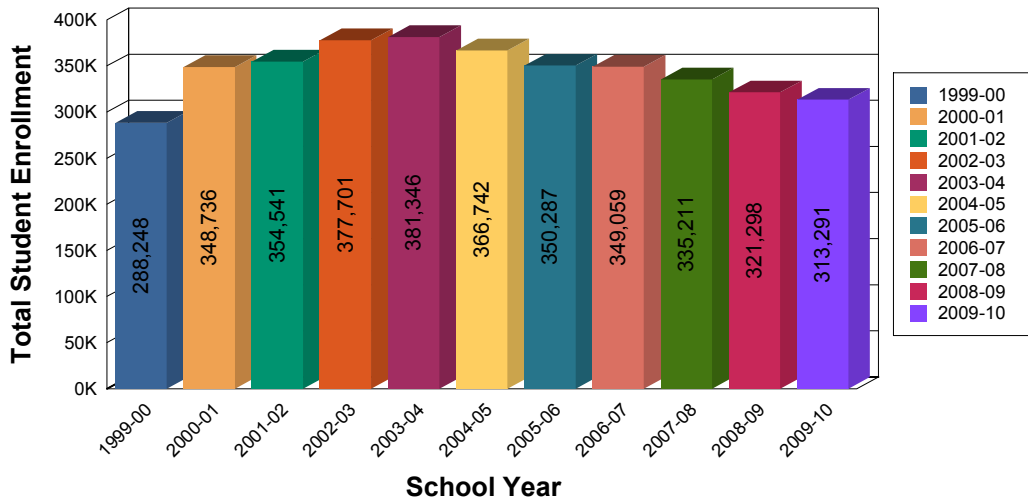
The 2009-2010 annual report contains information on students and staff for Florida private schools that completed the online annual survey between August 23, 2009, and May 1, 2010. Enrollment data for Florida public school students are based on the 2009-10 Survey 2 Data as of May 22, 2010. The following points are noted from the statistics of this report:

- Compared with the 2008-2009 school year, the number of private schools in 2009-2010 increased by 25 schools (1.2%) but total enrollment declined by 8,007 students (-2.5%).
- Of the 2,948,406 total statewide PK-12 student enrollment in 2009-2010, 2,635,115 (89.4%) were public school students and 313,291 (10.6%) were private school students.
- Of the 313,291 students enrolled in Florida private schools in 2009-2010, 13% were enrolled in prekindergarten, 60% were enrolled in elementary grades (kindergarten through grade eight), and 27% were enrolled in secondary grades (grades nine through twelve).
- Fourteen (14) school districts had 10% or more of their total PK-12 students enrolled in private schools in 2009-2010.
- Eighty-two percent (82%) of personnel employed in private schools were classroom teachers and 18% were school administrators in 2009-2010.

### Number of Private Schools 1999-2010

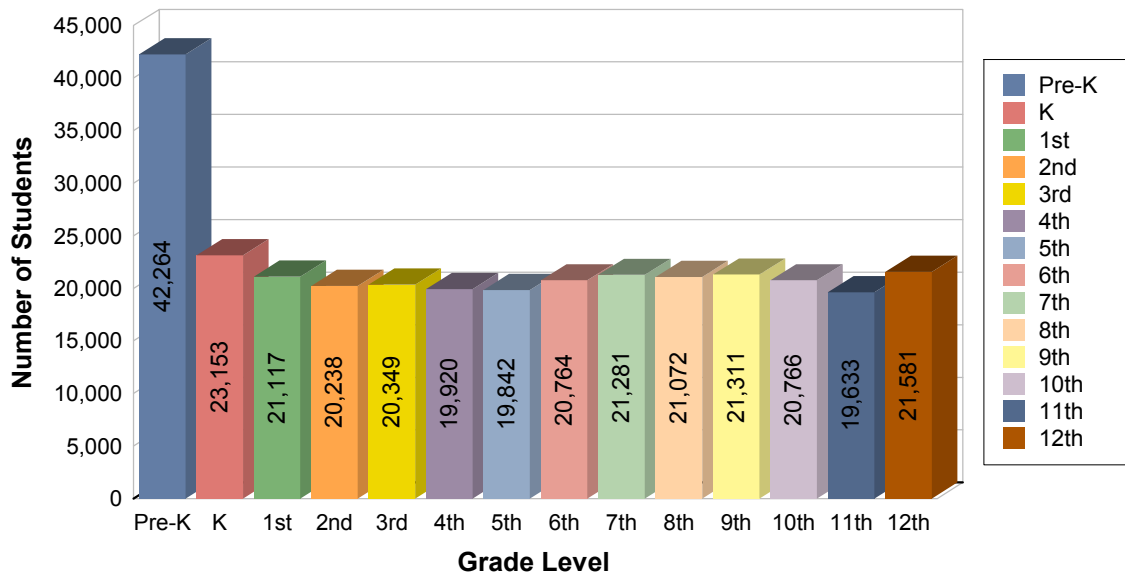


### Private School Student Enrollment 1999-2010



<u>School Year</u>	<u>Enrollment</u>	<u>Schools</u>
2009-10	313,291	2,089
2008-09	321,298	2,064
2007-08	335,211	2,185
2006-07	349,059	2,158
2005-06	350,287	2,078
2004-05	366,742	2,304
2003-04	381,346	2,231
2002-03	377,701	2,108
2001-02	354,541	1,992
2000-01	348,736	1,860
1999-00	288,248	1,916

## Private School Student Enrollment by Grade Level 2009-2010



<u>GRADE LEVEL</u>	<u>STUDENTS</u>	<u>PERCENTAGE OF TOTAL ENROLLMENT</u>
Pre-K	42,264	13.5%
K	23,153	7.4%
1st	21,117	6.7%
2nd	20,238	6.5%
3rd	20,349	6.5%
4th	19,920	6.4%
5th	19,842	6.3%
6th	20,764	6.6%
7th	21,281	6.8%
8th	21,072	6.7%
9th	21,311	6.8%
10th	20,766	6.6%
11th	19,633	6.3%
12th	21,581	6.9%
<b>Total:</b>	<b>313,291</b>	<b>100.0%</b>

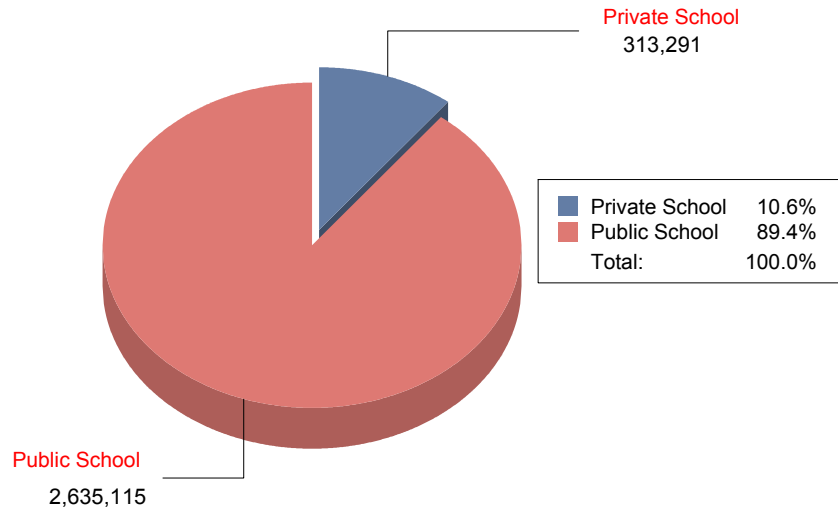
**PRIVATE SCHOOL STUDENT ENROLLMENT BY GRADE LEVEL  
2009-2010**

District	PK	K	1	2	3	4	5	6	7	8	9	10	11	12	Total
ALACHUA	575	280	235	229	256	217	245	171	184	154	134	150	138	112	3,080
BAKER	0	0	0	0	1	0	4	2	6	4	7	2	1	3	30
BAY	130	74	73	58	55	57	68	76	80	58	47	41	32	33	882
BRADFORD	97	74	46	61	55	52	52	43	46	44	28	29	15	19	661
BREVARD	1,309	603	582	613	566	637	610	642	712	674	553	513	562	584	9,160
BROWARD	4,581	2,088	1,956	1,842	1,938	1,857	1,968	2,099	2,113	2,155	4,091	3,784	3,202	3,750	37,424
CHARLOTTE	211	95	104	76	85	79	73	88	81	70	34	37	26	29	1,088
CITRUS	116	79	62	66	56	77	79	74	63	69	44	39	22	30	876
CLAY	252	201	201	195	233	225	215	213	228	245	213	186	189	178	2,974
COLLIER	548	256	254	294	220	250	241	255	234	234	173	161	148	136	3,404
COLUMBIA	14	27	19	25	123	34	35	43	38	38	32	36	19	17	500
DADE	9,569	4,557	4,020	3,652	3,462	3,418	3,400	3,690	3,545	3,631	4,247	4,040	4,067	5,562	60,860
DESOTO	0	2	0	1	0	1	0	2	1	2	0	0	0	0	9
DIXIE	0	1	3	5	6	3	4	3	6	9	9	7	4	14	74
DUVAL	2,684	1,722	1,654	1,622	1,710	1,686	1,647	1,971	2,159	2,191	2,093	2,041	1,886	1,700	26,766
ESCAMBIA	695	576	561	415	382	365	351	362	368	339	297	290	278	277	5,556
FLAGLER	226	37	27	25	26	29	14	15	24	19	0	0	0	0	442
FRANKLIN	19	9	4	4	4	4	1	0	3	0	2	2	4	1	57
GADSDEN	63	48	40	39	39	49	41	37	42	36	38	44	44	45	605
GILCHRIST	2	6	12	6	12	8	9	8	21	9	7	10	11	8	129
GLADES	0	0	0	1	1	3	1	1	3	1	2	3	0	2	18
GULF	20	4	5	3	3	1	6	1	4	7	0	2	2	0	58
HAMILTON	2	5	5	6	13	14	13	14	15	13	11	14	6	6	137
HENDRY	59	25	20	17	17	12	10	10	14	12	0	1	0	0	197
HERNANDO	164	140	102	113	116	102	124	95	95	85	58	57	62	44	1,357
HIGHLANDS	206	67	69	56	50	61	52	56	50	54	32	34	27	15	829
HILLSBOROUGH	2,807	1,305	1,227	1,169	1,117	1,089	1,109	1,189	1,170	1,164	1,115	1,226	1,034	1,051	17,772
HOLMES	0	0	0	0	0	0	0	0	1	6	4	9	18	5	43
INDIAN RIVER	115	115	94	111	129	118	115	135	140	159	77	103	87	96	1,594
JACKSON	42	26	23	26	19	20	16	13	12	9	5	4	1	2	218
JEFFERSON	22	18	38	31	26	28	41	20	25	27	33	25	28	29	391
LAFAYETTE	26	18	15	9	6	6	7	8	8	10	6	0	5	3	127
LAKE	457	299	267	253	230	254	238	257	249	236	227	235	289	303	3,794
LEE	793	420	454	439	434	434	480	455	493	516	401	444	408	476	6,647
LEON	630	430	463	421	442	369	383	435	398	440	278	273	276	272	5,510
LEVY	2	9	22	12	10	9	13	14	14	7	13	9	12	10	156
MADISON	2	6	7	8	6	6	2	1	6	7	1	1	1	3	57
MANATEE	438	219	214	245	247	237	237	235	266	322	321	290	356	379	4,006
MARION	620	342	299	326	302	310	322	328	324	295	264	258	236	229	4,455
MARTIN	231	706	136	109	139	121	131	150	281	84	39	81	25	33	2,266
MONROE	165	50	34	27	25	26	20	24	26	24	12	12	6	4	455
NASSAU	208	57	64	56	67	53	44	46	49	43	36	30	24	115	892
OKALOOSA	315	160	145	144	137	159	135	127	129	112	77	97	83	67	1,887
OKEECHOBEE	174	30	17	18	12	10	11	18	13	10	6	5	3	6	333
ORANGE	2,885	1,959	1,905	1,769	1,849	1,807	1,649	1,823	1,850	1,899	1,588	1,610	1,536	1,497	25,626
OSCEOLA	647	299	292	282	281	269	238	282	250	253	237	201	151	127	3,809
PALM BEACH	2,511	1,380	1,363	1,413	1,467	1,492	1,453	1,477	1,548	1,543	1,279	1,295	1,276	1,243	20,740
PASCO	415	192	194	219	202	191	195	186	190	178	245	195	186	190	2,978
PINELLAS	1,748	1,217	1,103	1,103	1,163	1,125	1,180	1,185	1,246	1,237	861	867	943	1,027	16,005
POLK	799	556	546	504	567	575	506	534	520	520	408	398	360	361	7,154
PUTNAM	95	52	40	49	40	43	41	54	48	56	52	44	41	36	691
SANTA ROSA	351	100	76	69	73	48	60	43	43	42	42	38	32	22	1,039
SARASOTA	524	298	318	302	285	296	341	312	356	348	318	313	350	364	4,725
SEMINOLE	1,218	728	664	669	676	667	680	623	602	547	370	378	347	332	8,501
ST. JOHNS	705	275	251	236	213	200	210	145	160	151	106	100	105	117	2,974
ST. LUCIE	272	237	208	207	234	220	231	180	201	204	403	409	379	361	3,746
SUMTER	39	10	13	4	7	2	6	5	4	7	5	3	0	0	105
SUWANNEE	23	28	31	47	29	35	22	44	46	40	34	36	27	31	473
TAYLOR	0	1	3	1	3	2	4	2	1	1	1	1	2	1	23
UNION	0	1	2	3	4	2	1	2	0	2	4	3	2	4	30
VOLUSIA	1,321	583	495	493	439	426	423	432	467	412	276	241	253	216	6,477
WAKULLA	49	20	10	15	17	11	11	4	4	3	7	4	4	3	162
WALTON	18	14	19	18	5	10	9	1	3	1	2	2	0	1	103
WASHINGTON	55	17	11	7	18	9	15	4	3	4	6	3	2	0	154
<b>TOTAL:</b>	<b>42,264</b>	<b>23,153</b>	<b>21,117</b>	<b>20,238</b>	<b>20,349</b>	<b>19,920</b>	<b>19,842</b>	<b>20,764</b>	<b>21,281</b>	<b>21,072</b>	<b>21,311</b>	<b>20,766</b>	<b>19,633</b>	<b>21,581</b>	<b>313,291</b>

**NUMBER OF PRIVATE SCHOOLS BY DISTRICT  
2009-2010**

<u>DISTRICT ID</u>	<u>DISTRICT NAME</u>	<u>SCHOOLS</u>
1	ALACHUA	24
2	BAKER	1
3	BAY	14
4	BRADFORD	7
5	BREVARD	84
6	BROWARD	169
8	CHARLOTTE	11
9	CITRUS	7
10	CLAY	30
11	COLLIER	22
12	COLUMBIA	8
13	DADE	366
14	DE SOTO	1
15	DIXIE	1
16	DUVAL	155
17	ESCAMBIA	26
18	FLAGLER	6
19	FRANKLIN	1
20	GADSDEN	5
21	GILCHRIST	3
22	GLADES	1
23	GULF	3
24	HAMILTON	3
26	HENDRY	4
27	HERNANDO	12
28	HIGHLANDS	11
29	HILLSBOROUGH	121
30	HOLMES	1
31	INDIAN RIVER	14
32	JACKSON	4
33	JEFFERSON	3
34	LAFAYETTE	1
35	LAKE	40
36	LEE	47
37	LEON	35
38	LEVY	4
40	MADISON	3
41	MANATEE	33
42	MARION	34
43	MARTIN	16
44	MONROE	6
45	NASSAU	7
46	OKALOOSA	18
47	OKEECHOBEE	6
48	ORANGE	157
49	OSCEOLA	28
50	PALM BEACH	104
51	PASCO	30
52	PINELLAS	107
53	POLK	53
54	PUTNAM	10
57	SANTA ROSA	10
58	SARASOTA	40
59	SEMINOLE	58
55	ST. JOHNS	21
56	ST. LUCIE	21
60	SUMTER	2
61	SUWANNEE	6
62	TAYLOR	4
63	UNION	2
64	VOLUSIA	60
65	WAKULLA	3
66	WALTON	4
67	WASHINGTON	1
<b>Total:</b>	<b>64</b>	<b>2,089</b>

## Comparison of Total PK-12 Public and PK-12 Private School Enrollment 2009-2010



	<u>PK-12 STUDENT ENROLLMENT</u>	<u>PERCENTAGE</u>
Private School	313,291	10.6%
Public School	2,635,115	89.4%
<b>Total PK-12 Enrollment</b>	<b>2,948,406</b>	<b>100.0%</b>

### Districts with Ten Percent or More of Total PK-12 Students Enrolled in Private Schools

<u>DISTRICT</u>	<u>PUBLIC SCHOOL ENROLLMENT</u>	<u>PERCENTAGE</u>	<u>PRIVATE SCHOOL ENROLLMENT</u>	<u>PERCENTAGE</u>	<u>TOTAL PK-12</u>
JEFFERSON	1,192	75.30%	391	24.70%	1,583
DUVAL	122,593	82.08%	26,766	17.92%	149,359
BRADFORD	3,275	83.21%	661	16.79%	3,936
DADE	345,815	85.03%	60,860	14.97%	406,675
LEON	32,733	85.59%	5,510	14.41%	38,243
PINELLAS	105,228	86.80%	16,005	13.20%	121,233
ORANGE	173,273	87.12%	25,626	12.88%	198,899
BROWARD	256,141	87.25%	37,424	12.75%	293,565
ESCAMBIA	40,613	87.97%	5,556	12.03%	46,169
SEMINOLE	64,458	88.35%	8,501	11.65%	72,959
BREVARD	72,412	88.77%	9,160	11.23%	81,572
MARTIN	18,010	88.82%	2,266	11.18%	20,276
PALM BEACH	172,893	89.29%	20,740	10.71%	193,633
SARASOTA	41,281	89.73%	4,725	10.27%	46,006

**PK-12 STUDENT ENROLLMENT IN PUBLIC AND PRIVATE SCHOOLS**

**2009-2010**

<b>DISTRICT</b>	<b>Public School Total Enrollment</b>	<b>Public School Percent of Total</b>	<b>Private School Total Enrollment</b>	<b>Private School Percent of Total</b>	<b>Total PK-12</b>
ALACHUA	27,783	90.02%	3,080	9.98%	30,863
BAKER	5,169	99.42%	30	0.58%	5,199
BAY	25,897	96.71%	882	3.29%	26,779
BRADFORD	3,275	83.21%	661	16.79%	3,936
BREVARD	72,412	88.77%	9,160	11.23%	81,572
BROWARD	256,141	87.25%	37,424	12.75%	293,565
CALHOUN	2,233	100.00%	0	0.00%	2,233
CHARLOTTE	16,940	93.96%	1,088	6.04%	18,028
CITRUS	16,084	94.83%	876	5.17%	16,960
CLAY	36,022	92.37%	2,974	7.63%	38,996
COLLIER	42,715	92.62%	3,404	7.38%	46,119
COLUMBIA	10,096	95.28%	500	4.72%	10,596
DADE	345,815	85.03%	60,860	14.97%	406,675
DESOTO	4,988	99.82%	9	0.18%	4,997
DIXIE	2,117	96.62%	74	3.38%	2,191
DUVAL	122,593	82.08%	26,766	17.92%	149,359
ESCAMBIA	40,613	87.97%	5,556	12.03%	46,169
FLAGLER	13,138	96.75%	442	3.25%	13,580
FRANKLIN	1,295	95.78%	57	4.22%	1,352
GADSDEN	6,355	91.31%	605	8.69%	6,960
GILCHRIST	2,737	95.50%	129	4.50%	2,866
GLADES	1,429	98.76%	18	1.24%	1,447
GULF	2,031	97.22%	58	2.78%	2,089
HAMILTON	1,823	93.01%	137	6.99%	1,960
HARDEE	5,031	100.00%	0	0.00%	5,031
HENDRY	6,907	97.23%	197	2.77%	7,104
HERNANDO	22,901	94.41%	1,357	5.59%	24,258
HIGHLANDS	12,142	93.61%	829	6.39%	12,971
HILLSBOROUGH	193,275	91.58%	17,772	8.42%	211,047
HOLMES	3,382	98.74%	43	1.26%	3,425
INDIAN RIVER	17,750	91.76%	1,594	8.24%	19,344
JACKSON	7,337	97.11%	218	2.89%	7,555
JEFFERSON	1,192	75.30%	391	24.70%	1,583
LAFAYETTE	1,163	90.16%	127	9.84%	1,290
LAKE	41,103	91.55%	3,794	8.45%	44,897
LEE	80,485	92.37%	6,647	7.63%	87,132
LEON	32,733	85.59%	5,510	14.41%	38,243
LEVY	5,929	97.44%	156	2.56%	6,085
LIBERTY	1,497	100.00%	0	0.00%	1,497
MADISON	2,736	97.96%	57	2.04%	2,793
MANATEE	42,938	91.47%	4,006	8.53%	46,944
MARION	42,010	90.41%	4,455	9.59%	46,465
MARTIN	18,010	88.82%	2,266	11.18%	20,276
MONROE	8,281	94.79%	455	5.21%	8,736
NASSAU	11,117	92.57%	892	7.43%	12,009
OKALOOSA	28,828	93.86%	1,887	6.14%	30,715
OKEECHOBEE	6,963	95.44%	333	4.56%	7,296
ORANGE	173,273	87.12%	25,626	12.88%	198,899
OSCEOLA	52,139	93.19%	3,809	6.81%	55,948
PALM BEACH	172,893	89.29%	20,740	10.71%	193,633
PASCO	67,147	95.75%	2,978	4.25%	70,125
PINELLAS	105,228	86.80%	16,005	13.20%	121,233
POLK	94,607	92.97%	7,154	7.03%	101,761
PUTNAM	11,418	94.29%	691	5.71%	12,109
ST. JOHNS	30,031	90.99%	2,974	9.01%	33,005
ST. LUCIE	39,035	91.24%	3,746	8.76%	42,781
SANTA ROSA	25,577	96.10%	1,039	3.90%	26,616
SARASOTA	41,281	89.73%	4,725	10.27%	46,006
SEMINOLE	64,458	88.35%	8,501	11.65%	72,959
SUMTER	7,555	98.63%	105	1.37%	7,660
SUWANNEE	6,129	92.84%	473	7.16%	6,602
TAYLOR	3,179	99.28%	23	0.72%	3,202
UNION	2,339	98.73%	30	1.27%	2,369
VOLUSIA	62,329	90.59%	6,477	9.41%	68,806
WAKULLA	5,243	97.00%	162	3.00%	5,405
WALTON	7,114	98.57%	103	1.43%	7,217
WASHINGTON	3,485	95.77%	154	4.23%	3,639
OTHER*	7,244	100.00%	0	0.00%	7,244
<b>TOTAL:</b>	<b>2,635,115</b>	<b>89.37%</b>	<b>313,291</b>	<b>10.63%</b>	<b>2,948,406</b>

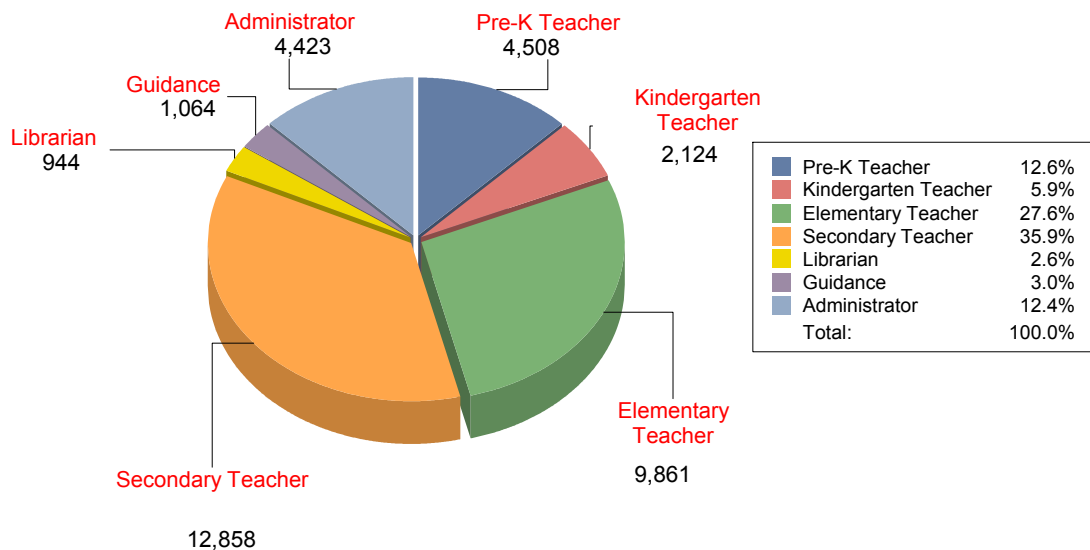
\* "OTHER" are students enrolled in lab, deaf/blind, virtual, and Department of Juvenile Justice schools.



## Private School Instructional and Administrative Personnel 2009-2010

The reported personnel data are based on the online Private School Annual Survey on seven personnel types: pre-k teacher, kindergarten teacher, elementary teacher (grades 1-6), secondary teacher (grades 7-12), librarian and media specialist, guidance personnel, and administrator. Support personnel such as secretaries, aides, paraprofessionals, and volunteers are not included. Statistics for personnel in the named areas reflect actual numbers of such individuals but do not indicate the full range of duties they may perform. Reporting instructions requested that full-time employees who have responsibilities in more than one area be reported in the category where they spend the majority of their time.

### Private School Instructional and Administrative Personnel by Type



<u>PERSONNEL TYPE</u>	<u>NUMBER</u>	<u>PERCENTAGE</u>
Pre-K Teacher	4,508	12.6%
Kindergarten Teacher	2,124	5.9%
Elementary Teacher	9,861	27.6%
Secondary Teacher	12,858	35.9%
Librarian	944	2.6%
Guidance	1,064	3.0%
Administrator	4,423	12.4%
<b>Total:</b>	<b>35,782</b>	<b>100.0%</b>

**PRIVATE SCHOOL INSTRUCTIONAL AND ADMINISTRATIVE PERSONNEL  
2009-2010**

District	Pre-K	Kindergarten	Elementary	Secondary	Librarian	Guidance	Administration	Total
ALACHUA	62	28	115	105	11	9	51	381
BAKER	0	0	2	2	0	0	1	5
BAY	12	9	48	43	4	6	20	142
BRADFORD	16	5	27	14	3	2	14	81
BREVARD	143	61	335	434	35	51	129	1,188
BROWARD	451	177	851	2,551	109	128	431	4,698
CHARLOTTE	27	13	46	42	2	3	16	149
CITRUS	15	6	26	35	3	4	14	103
CLAY	21	23	133	123	7	6	50	363
COLLIER	53	26	116	109	10	9	51	374
COLUMBIA	2	4	20	18	2	3	10	59
DADE	1,099	418	1,636	1,978	184	207	827	6,349
DESOTO	0	0	1	1	0	0	1	3
DIXIE	0	0	1	2	0	0	0	3
DUVAL	257	169	805	1,062	78	98	398	2,867
ESCAMBIA	55	35	155	168	20	11	54	498
FLAGLER	17	6	8	3	1	1	6	42
FRANKLIN	2	1	1	1	0	0	1	6
GADSDEN	4	3	24	27	1	2	11	72
GILCHRIST	0	1	1	7	1	1	4	15
GLADES	0	0	1	1	0	0	1	3
GULF	4	2	4	6	1	0	3	20
HAMILTON	1	0	8	7	0	1	3	20
HENDRY	5	3	10	4	2	0	4	28
HERNANDO	18	10	49	43	5	5	19	149
HIGHLANDS	19	8	30	23	5	5	15	105
HILLSBOROUGH	279	142	588	669	51	57	274	2,060
HOLMES	0	0	0	5	0	0	2	7
INDIAN RIVER	11	11	83	79	5	5	34	228
JACKSON	6	4	12	8	1	3	6	40
JEFFERSON	1	2	11	13	1	1	4	33
LAFAYETTE	3	1	5	2	0	0	1	12
LAKE	40	23	146	189	9	15	78	500
LEE	73	39	225	231	18	28	87	701
LEON	74	54	189	205	29	29	79	659
LEVY	1	2	4	3	2	1	5	18
MADISON	1	2	8	6	0	0	3	20
MANATEE	49	29	158	232	9	14	66	557
MARION	82	35	190	204	15	15	53	594
MARTIN	22	11	62	53	7	7	24	186
MONROE	15	7	16	11	2	1	11	63
NASSAU	26	6	27	17	2	3	8	89
OKALOOSA	31	16	55	55	7	7	24	195
OKEECHOBEE	22	4	13	13	0	0	5	57
ORANGE	317	168	942	1,157	65	79	367	3,095
OSCEOLA	55	25	102	87	8	13	46	336
PALM BEACH	319	135	683	933	61	78	307	2,516
PASCO	44	23	107	134	12	14	57	391
PINELLAS	196	110	570	572	50	47	222	1,767
POLK	73	54	260	276	21	23	111	818
PUTNAM	7	7	25	23	1	1	13	77
SANTA ROSA	37	8	20	16	4	2	13	100
SARASOTA	60	33	171	244	22	17	69	616
SEMINOLE	131	57	308	223	24	21	125	889
ST. JOHNS	77	25	73	59	9	8	36	287
ST. LUCIE	34	22	108	124	7	8	43	346
SUMTER	5	2	4	2	0	0	1	14
SUWANNEE	4	2	17	13	0	2	8	46
TAYLOR	0	1	2	2	0	0	2	7
UNION	0	1	2	1	0	0	2	6
VOLUSIA	122	49	207	182	18	12	92	682
WAKULLA	3	1	4	2	0	0	5	15
WALTON	1	4	7	2	0	0	5	19
WASHINGTON	4	1	4	2	0	1	1	13
<b>TOTAL:</b>	<b>4,508</b>	<b>2,124</b>	<b>9,861</b>	<b>12,858</b>	<b>944</b>	<b>1,064</b>	<b>4,423</b>	<b>35,782</b>