



Florida Department of Education



Office of Independent Education & Parental Choice

325 West Gaines Street • Suite 522 • Tallahassee, FL • 32399-0400 • 850/245-0502 • www.floridaschoolchoice.org

Florida's Private Schools

ANNUAL REPORT 2008-2009

Office of Independent Education and Parental Choice
Florida Department of Education

July 2009

Improving K-12 Educational Choice Options

Florida's Private Schools

A private school is defined in Section 1002.01(2), Florida Statutes, as “an individual, association, copartnership, or corporation or department, division, or section of such organizations, that designates itself as an educational center that includes kindergarten or a higher grade” and is below the college level. Private elementary and secondary schools in Florida are not licensed, approved, accredited, or regulated by the Florida Department of Education. Private schools are required by statute to complete an annual online survey to gather information for inclusion in a statewide Directory of Private Schools.

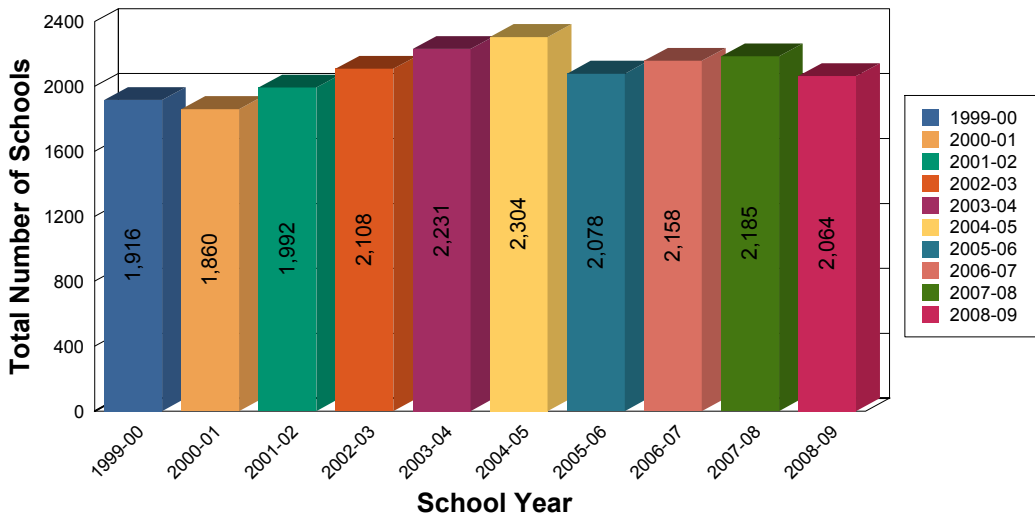
The Directory of Private Schools is maintained by the Department of Education as a service to the public, to governmental agencies, and to other parties that are interested in obtaining information about Florida private schools. The Department’s intent in maintaining the directory is not to regulate, control, approve, or accredit private schools. As such, the accuracy of data submitted pursuant to the annual online survey and inclusion of a school’s information in the directory is not verified by the Department and does not imply approval or accreditation. The directory may be accessed online at: <http://www.floridaschoolchoice.org/Information/PrivateSchoolDirectory/>.

Highlights of the 2008-2009 Annual Report

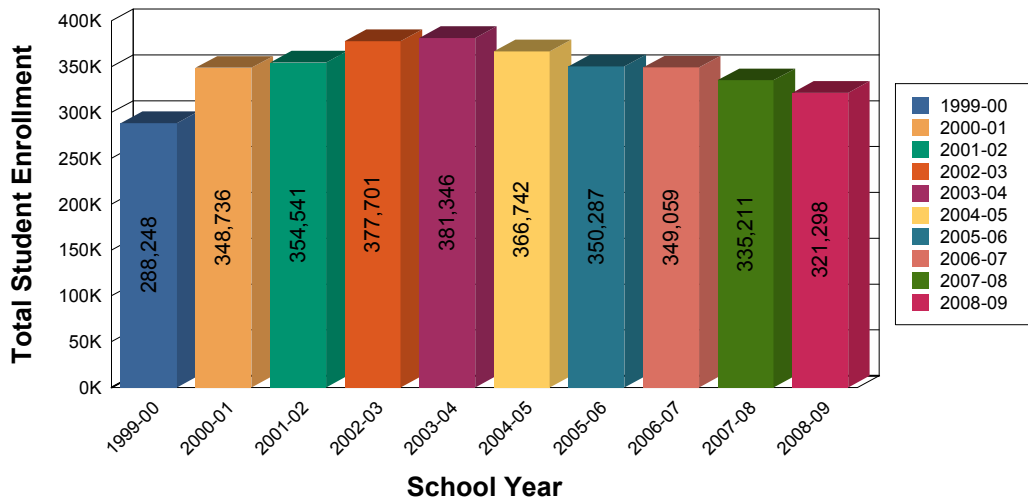
The 2008-2009 annual report contains information on students and staff for Florida private schools that completed the online annual survey between July 1, 2008, and May 1, 2009. Enrollment data for Florida public school students are based on the 2008-09 Survey 2 Data as of June 8, 2009. The following points are noted from the statistics of this report:

- Compared with the 2007-2008 school year, both the number of private schools and student enrollment in 2008-2009 declined: Enrollment decreased by 13,913 students (4.2%) and the number of private schools decreased by 121 schools (5.5%).
- Of the 2,952,927 total statewide PK-12 student enrollment in 2008-2009 , 2,631,629 (89%) were public school students and 321,298 (11%) were private school students.
- Of the 321,298 students enrolled in Florida private schools in 2008-2009, 13% were enrolled in prekindergarten, 61% were enrolled in elementary grades (kindergarten through grade eight), and 26% were enrolled in secondary grades (grades nine through twelve).
- Seventeen (17) school districts had 10% or more of their total PK-12 students enrolled in private schools in 2008-2009.
- Eighty-two percent (82%) of personnel employed in private schools were classroom teachers and 18% were school administrators in 2008-2009.

Number of Private Schools 1999-2009

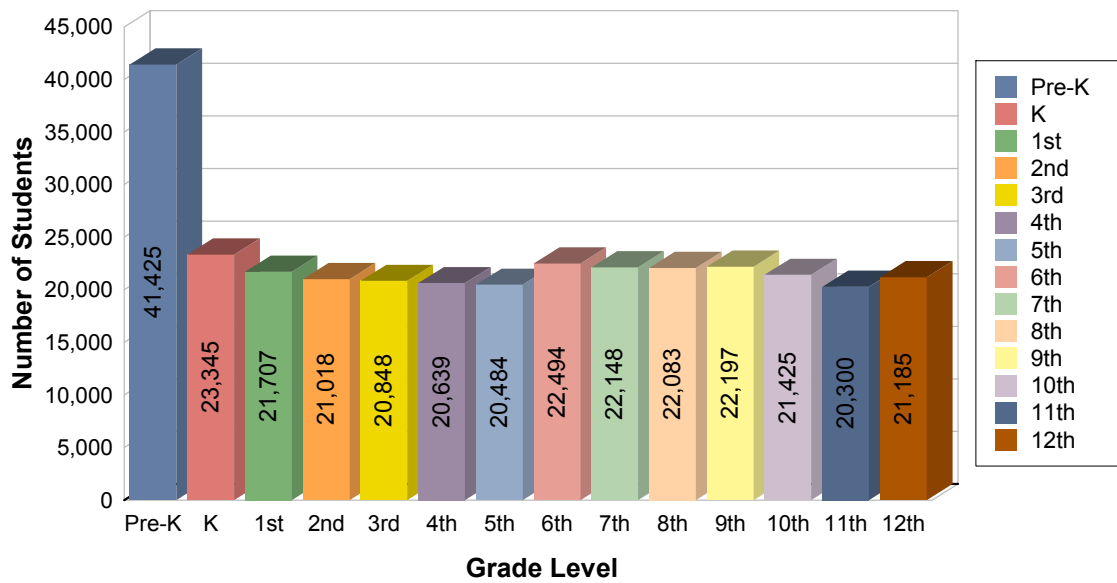


Private School Student Enrollment 1999-2009



<u>School Year</u>	<u>Enrollment</u>	<u>Schools</u>
2008-09	321,298	2,064
2007-08	335,211	2,185
2006-07	349,059	2,158
2005-06	350,287	2,078
2004-05	366,742	2,304
2003-04	381,346	2,231
2002-03	377,701	2,108
2001-02	354,541	1,992
2000-01	348,736	1,860
1999-00	288,248	1,916

Private School Student Enrollment by Grade Level 2008-2009

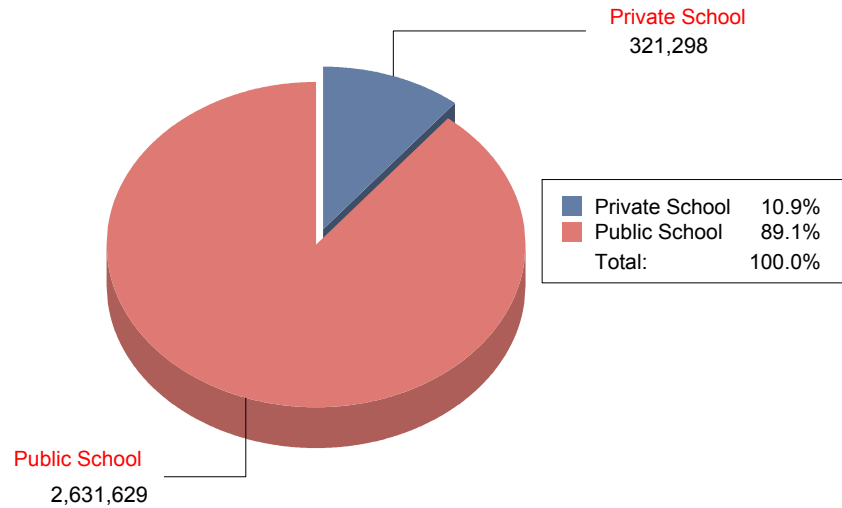


<u>GRADE LEVEL</u>	<u>STUDENTS</u>	<u>PERCENTAGE OF TOTAL ENROLLMENT</u>
Pre-K	41,425	12.9%
K	23,345	7.3%
1st	21,707	6.8%
2nd	21,018	6.5%
3rd	20,848	6.5%
4th	20,639	6.4%
5th	20,484	6.4%
6th	22,494	7.0%
7th	22,148	6.9%
8th	22,083	6.9%
9th	22,197	6.9%
10th	21,425	6.7%
11th	20,300	6.3%
12th	21,185	6.6%
Total:	321,298	100.0%

**NUMBER OF PRIVATE SCHOOLS BY DISTRICT
2008-2009**

<u>DISTRICT ID</u>	<u>DISTRICT NAME</u>	<u>SCHOOLS</u>
1	ALACHUA	26
2	BAKER	1
3	BAY	15
4	BRADFORD	8
5	BREVARD	86
6	BROWARD	161
8	CHARLOTTE	11
9	CITRUS	7
10	CLAY	29
11	COLLIER	23
12	COLUMBIA	10
13	DADE	347
14	DE SOTO	2
15	DIXIE	1
16	DUVAL	157
17	ESCAMBIA	24
18	FLAGLER	3
19	FRANKLIN	1
20	GADSDEN	5
21	GILCHRIST	2
22	GLADES	1
23	GULF	2
24	HAMILTON	3
26	HENDRY	3
27	HERNANDO	13
28	HIGHLANDS	12
29	HILLSBOROUGH	127
30	HOLMES	3
31	INDIAN RIVER	11
32	JACKSON	4
33	JEFFERSON	4
34	LAFAYETTE	1
35	LAKE	42
36	LEE	49
37	LEON	34
38	LEVY	4
40	MADISON	3
41	MANATEE	29
42	MARION	39
43	MARTIN	16
44	MONROE	5
45	NASSAU	7
46	OKALOOSA	18
47	OKEECHOBEE	4
48	ORANGE	149
49	OSCEOLA	27
50	PALM BEACH	112
51	PASCO	35
52	PINELLAS	102
53	POLK	52
54	PUTNAM	14
57	SANTA ROSA	7
58	SARASOTA	42
59	SEMINOLE	60
55	ST. JOHNS	20
56	ST. LUCIE	22
60	SUMTER	2
61	SUWANNEE	6
62	TAYLOR	2
63	UNION	1
64	VOLUSIA	48
65	WAKULLA	3
66	WALTON	6
67	WASHINGTON	1
Total:	64	2,064

Comparison of Total PK-12 Public and PK-12 Private School Enrollment 2008-2009



	<u>PK-12 STUDENT ENROLLMENT</u>	<u>PERCENTAGE</u>
Private School	321,298	10.9%
Public School	2,631,629	89.1%
Total PK-12 Enrollment	2,952,927	100.0%

Districts with Ten Percent or More of Total PK-12 Students Enrolled in Private Schools

<u>DISTRICT</u>	<u>PUBLIC SCHOOL ENROLLMENT</u>	<u>PERCENTAGE</u>	<u>PRIVATE SCHOOL ENROLLMENT</u>	<u>PERCENTAGE</u>	<u>TOTAL PK-12</u>
JEFFERSON	1,106	72.52%	419	27.48%	1,525
DUVAL	122,610	81.70%	27,464	18.30%	150,074
LEON	32,521	85.27%	5,620	14.73%	38,141
DADE	345,525	85.34%	59,343	14.66%	404,868
BRADFORD	3,403	86.55%	529	13.45%	3,932
PINELLAS	106,066	86.63%	16,370	13.37%	122,436
ORANGE	172,276	86.92%	25,920	13.08%	198,196
BROWARD	256,355	87.14%	37,827	12.86%	294,182
MARTIN	18,067	87.18%	2,656	12.82%	20,723
SEMINOLE	64,928	87.38%	9,374	12.62%	74,302
ESCAMBIA	40,924	87.77%	5,705	12.23%	46,629
ALACHUA	27,665	88.13%	3,726	11.87%	31,391
PALM BEACH	170,756	88.19%	22,868	11.81%	193,624
BREVARD	73,098	88.62%	9,387	11.38%	82,485
SARASOTA	41,070	88.80%	5,181	11.20%	46,251
LAFAYETTE	1,119	89.52%	131	10.48%	1,250
MARION	42,618	89.87%	4,806	10.13%	47,424

PK-12 STUDENT ENROLLMENT IN PUBLIC AND PRIVATE SCHOOLS

2008-2009

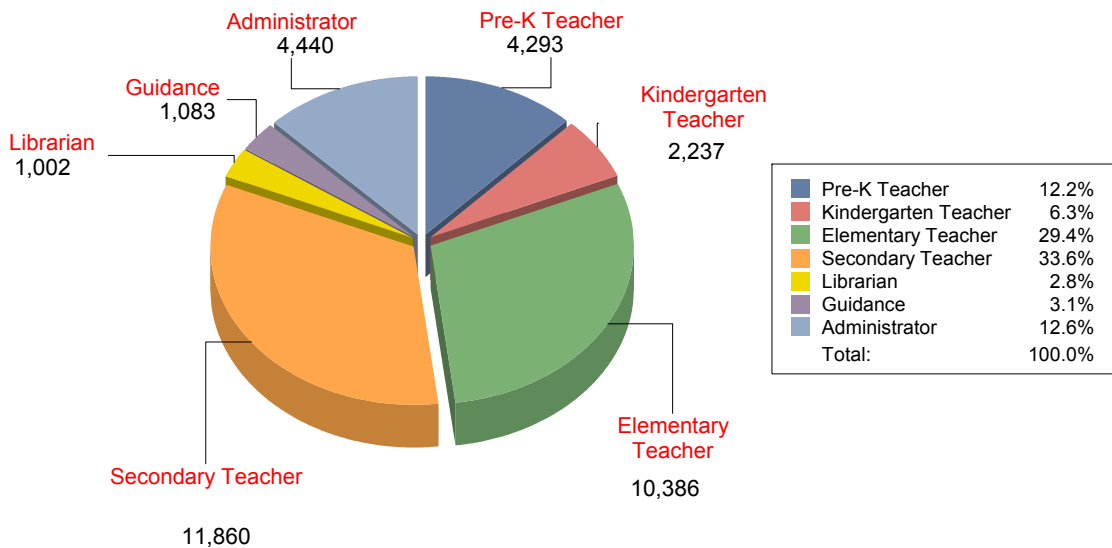
DISTRICT	Public School Total Enrollment	Public School Percent of Total	Private School Total Enrollment	Private School Percent of Total	Total PK-12
ALACHUA	27,665	88.13%	3,726	11.87%	31,391
BAKER	5,065	99.43%	29	0.57%	5,094
BAY	25,958	95.99%	1,083	4.01%	27,041
BRADFORD	3,403	86.55%	529	13.45%	3,932
BREVARD	73,098	88.62%	9,387	11.38%	82,485
BROWARD	256,355	87.14%	37,827	12.86%	294,182
CALHOUN	2,246	100.00%	0	0.00%	2,246
CHARLOTTE	17,370	95.66%	789	4.34%	18,159
CITRUS	16,032	94.23%	982	5.77%	17,014
CLAY	35,997	94.26%	2,193	5.74%	38,190
COLLIER	42,534	91.21%	4,097	8.79%	46,631
COLUMBIA	10,058	95.38%	487	4.62%	10,545
DADE	345,525	85.34%	59,343	14.66%	404,868
DESOTO	4,952	97.94%	104	2.06%	5,056
DIXIE	2,119	96.67%	73	3.33%	2,192
DUVAL	122,610	81.70%	27,464	18.30%	150,074
ESCAMBIA	40,924	87.77%	5,705	12.23%	46,629
FLAGLER	12,890	97.30%	358	2.70%	13,248
FRANKLIN	1,281	95.67%	58	4.33%	1,339
GADSDEN	6,417	90.94%	639	9.06%	7,056
GILCHRIST	2,750	94.79%	151	5.21%	2,901
GLADES	1,388	98.37%	23	1.63%	1,411
GULF	2,050	95.97%	86	4.03%	2,136
HAMILTON	1,953	93.62%	133	6.38%	2,086
HARDEE	5,108	100.00%	0	0.00%	5,108
HENDRY	7,038	97.18%	204	2.82%	7,242
HERNANDO	22,739	94.04%	1,441	5.96%	24,180
HIGHLANDS	12,280	93.41%	867	6.59%	13,147
HILLSBOROUGH	191,975	91.48%	17,884	8.52%	209,859
HOLMES	3,399	97.28%	95	2.72%	3,494
INDIAN RIVER	17,606	91.41%	1,655	8.59%	19,261
JACKSON	7,319	96.67%	252	3.33%	7,571
JEFFERSON	1,106	72.52%	419	27.48%	1,525
LAFAYETTE	1,119	89.52%	131	10.48%	1,250
LAKE	41,010	90.15%	4,481	9.85%	45,491
LEE	79,434	91.82%	7,074	8.18%	86,508
LEON	32,521	85.27%	5,620	14.73%	38,141
LEVY	6,024	97.48%	156	2.52%	6,180
LIBERTY	1,484	100.00%	0	0.00%	1,484
MADISON	2,715	95.06%	141	4.94%	2,856
MANATEE	42,583	91.22%	4,097	8.78%	46,680
MARION	42,618	89.87%	4,806	10.13%	47,424
MARTIN	18,067	87.18%	2,656	12.82%	20,723
MONROE	8,278	96.28%	320	3.72%	8,598
NASSAU	10,982	93.12%	811	6.88%	11,793
OKALOOSA	29,126	92.91%	2,224	7.09%	31,350
OKEECHOBEE	7,004	97.93%	148	2.07%	7,152
ORANGE	172,276	86.92%	25,920	13.08%	198,196
OSCEOLA	51,937	92.89%	3,973	7.11%	55,910
PALM BEACH	170,756	88.19%	22,868	11.81%	193,624
PASCO	66,784	95.27%	3,313	4.73%	70,097
PINELLAS	106,066	86.63%	16,370	13.37%	122,436
POLK	94,725	92.42%	7,766	7.58%	102,491
PUTNAM	11,493	93.75%	766	6.25%	12,259
SANTA ROSA	25,397	96.60%	893	3.40%	26,290
SARASOTA	41,070	88.80%	5,181	11.20%	46,251
SEMINOLE	64,928	87.38%	9,374	12.62%	74,302
ST. JOHNS	29,024	90.40%	3,081	9.60%	32,105
ST. LUCIE	38,839	90.66%	4,002	9.34%	42,841
SUMTER	7,650	99.05%	73	0.95%	7,723
SUWANNEE	5,978	93.20%	436	6.80%	6,414
TAYLOR	3,299	99.46%	18	0.54%	3,317
UNION	2,315	98.55%	34	1.45%	2,349
VOLUSIA	63,166	91.28%	6,033	8.72%	69,199
WAKULLA	5,264	97.03%	161	2.97%	5,425
WALTON	7,000	98.04%	140	1.96%	7,140
WASHINGTON	3,534	95.98%	148	4.02%	3,682
OTHER*	7,953	100.00%	0	0.00%	7,953
TOTAL:	2,631,629	89.12%	321,298	10.88%	2,952,927

* "OTHER" are students enrolled in lab, deaf/blind, virtual, and Department of Juvenile Justice schools.

Private School Instructional and Administrative Personnel 2008-2009

The reported personnel data are based on the Private School Data Base Survey on seven personnel types: pre-k teacher, kindergarten teacher, elementary teacher (grades 1-6), secondary teacher (grades 7-12), librarian and media specialist, guidance personnel, and administrator. Support personnel such as secretaries, aides, paraprofessionals, and volunteers are not included. Statistics for personnel in the named areas reflect actual numbers of such individuals but do not indicate the full range of duties they may perform. Reporting instructions requested that full-time employees who have responsibilities in more than one area be reported in the category where they spend the majority of their time.

Private School Instructional and Administrative Personnel by Type



<u>PERSONNEL TYPE</u>	<u>NUMBER</u>	<u>PERCENTAGE</u>
Pre-K Teacher	4,293	12.2%
Kindergarten Teacher	2,237	6.3%
Elementary Teacher	10,386	29.4%
Secondary Teacher	11,860	33.6%
Librarian	1,002	2.8%
Guidance	1,083	3.1%
Administrator	4,440	12.6%
Total:	35,301	100.0%

**PRIVATE SCHOOL INSTRUCTIONAL AND ADMINISTRATIVE PERSONNEL
2008-2009**

District	Pre-K	Kindergarten	Elementary	Secondary	Librarian	Guidance	Administration	Total
ALACHUA	63	28	141	129	14	10	55	440
BAKER	0	0	2	2	0	0	1	5
BAY	16	12	51	52	4	5	23	163
BRADFORD	15	6	24	13	1	5	14	78
BREVARD	127	66	334	399	31	42	149	1,148
BROWARD	371	178	882	1,333	112	135	437	3,448
CHARLOTTE	17	10	30	26	1	1	13	98
CITRUS	15	8	38	37	4	4	14	120
CLAY	23	14	110	90	6	6	38	287
COLLIER	51	31	163	167	14	15	101	542
COLUMBIA	3	4	22	20	5	1	13	68
DADE	1,033	419	1,567	1,858	185	205	775	6,042
DE SOTO	3	1	4	3	0	1	2	14
DIXIE	0	0	1	2	0	0	0	3
DUVAL	286	173	777	1,091	81	92	408	2,908
ESCAMBIA	60	33	147	134	20	16	56	466
FLAGLER	7	2	7	3	1	1	3	24
FRANKLIN	2	1	2	2	0	0	0	7
GADSDEN	4	4	21	25	2	2	13	71
GILCHRIST	0	1	1	11	1	1	1	16
GLADES	0	0	1	1	0	1	1	4
GULF	4	1	8	4	1	0	2	20
HAMILTON	1	1	6	8	0	1	3	20
HENDRY	8	2	10	2	3	0	3	28
HERNANDO	21	10	58	50	6	2	21	168
HIGHLANDS	25	10	27	21	6	4	10	103
HILLSBOROUGH	282	141	592	615	56	59	269	2,014
HOLMES	0	1	1	9	0	2	3	16
INDIAN RIVER	13	10	85	76	7	6	32	229
JACKSON	6	3	11	6	2	0	5	33
JEFFERSON	1	3	12	12	1	0	6	35
LAFAYETTE	5	1	3	4	1	0	1	15
LAKE	56	59	182	190	11	14	81	593
LEE	77	55	254	259	19	27	85	776
LEON	68	52	245	261	19	21	75	741
LEVY	0	2	2	3	2	1	5	15
MADISON	1	2	9	7	0	0	2	21
MANATEE	31	36	181	210	10	13	57	538
MARION	69	37	208	212	16	17	63	622
MARTIN	25	17	85	71	14	7	42	261
MONROE	9	10	15	11	2	0	8	55
NASSAU	11	6	33	20	3	3	11	87
OKALOOSA	24	12	52	54	6	8	20	176
OKEECHOBEE	8	2	11	7	0	0	3	31
ORANGE	374	161	902	1,152	58	83	322	3,052
OSCEOLA	51	22	115	84	4	13	33	322
PALM BEACH	263	142	772	940	81	85	335	2,618
PASCO	50	27	134	138	12	13	67	441
PINELLAS	162	137	769	802	48	44	230	2,192
POLK	85	53	254	279	26	29	107	833
PUTNAM	11	6	29	29	1	2	16	94
SANTA ROSA	22	9	22	13	4	4	10	84
SARASOTA	48	42	198	220	26	21	72	627
SEMINOLE	124	73	326	264	28	26	135	976
ST. JOHNS	89	26	78	71	12	7	40	323
ST. LUCIE	48	21	139	147	13	9	43	420
SUMTER	3	2	7	3	0	0	2	17
SUWANNEE	3	5	22	12	0	3	9	54
TAYLOR	0	0	1	1	0	0	2	4
UNION	0	0	1	1	0	0	1	3
VOLUSIA	103	41	183	189	21	15	72	624
WAKULLA	5	1	4	1	0	0	7	18
WALTON	7	4	10	2	0	0	11	34
WASHINGTON	4	1	5	2	1	1	2	16
TOTAL:	4,293	2,237	10,386	11,860	1,002	1,083	4,440	35,301