



Florida Department of Education



Office of Independent Education & Parental Choice

325 West Gaines Street • Suite 522 • Tallahassee, FL • 32399-0400 • 850/245-0502 • www.floridaschoolchoice.org

JOHN M. MCKAY

Scholarship Program

JUNE QUARTERLY REPORT 2008

The John M. McKay Scholarships for Students with Disabilities Program allows parents of students with disabilities to choose the best academic environment for their children. Parents have the option of choosing another public school or applying for a scholarship for their child to attend an eligible private school. Over the past few years, thousands of parents have chosen the McKay Scholarship Program for their children's education.

This quarterly report also represents the final annual report for the McKay Scholarship Program for the 2007-08 school year. It includes cumulative private school and student statistics for the September 2007, November 2007, February 2008, and April 2008 payment periods.

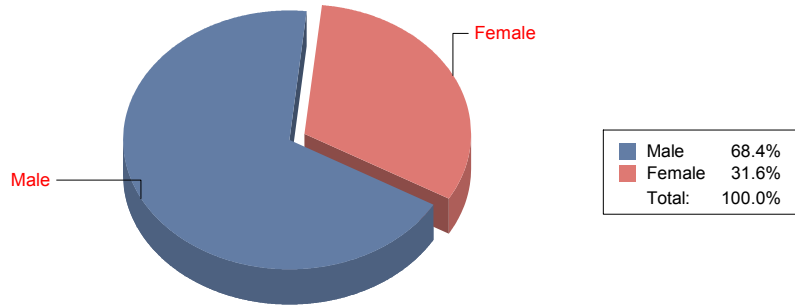
Next quarterly report will be available: September 2008

McKay Student Payment by District

<u>DISTRICTID</u>	<u>DISTRICTNAME</u>	<u>STUDENTS</u>	<u>%</u>	<u>PAYMENT AMOUNT</u>	<u>%</u>
1	ALACHUA	139	0.70%	\$791,575.25	0.60%
2	BAKER	19	0.10%	\$101,714.75	0.08%
3	BAY	156	0.79%	\$827,212.25	0.63%
4	BRADFORD	31	0.16%	\$155,841.75	0.12%
5	BREVARD	843	4.25%	\$5,084,262.67	3.87%
6	BROWARD	2,392	12.05%	\$16,836,186.80	12.82%
7	CALHOUN				
8	CHARLOTTE	87	0.44%	\$447,709.77	0.34%
9	CITRUS	36	0.18%	\$179,440.00	0.14%
10	CLAY	266	1.34%	\$1,608,104.95	1.22%
11	COLLIER	128	0.64%	\$1,015,885.00	0.77%
12	COLUMBIA	151	0.76%	\$844,444.25	0.64%
13	DADE	3,973	20.01%	\$28,152,835.61	21.44%
14	DE SOTO				
15	DIXIE	30	0.15%	\$210,862.00	0.16%
16	DUVAL	2,693	13.57%	\$17,913,405.52	13.64%
17	ESCAMBIA	160	0.81%	\$894,921.75	0.68%
18	FLAGLER	12	0.06%	\$88,601.75	0.07%
20	GADSDEN	64	0.32%	\$316,042.75	0.24%
21	GILCHRIST	13	0.07%	\$60,294.00	0.05%
22	GLADES				
23	GULF				
24	HAMILTON				
25	HARDEE				
26	HENDRY				
27	HERNANDO	52	0.26%	\$272,605.75	0.21%
28	HIGHLANDS	37	0.19%	\$172,462.50	0.13%
29	HILLSBOROUGH	944	4.76%	\$6,394,040.25	4.87%
31	INDIAN RIVER	34	0.17%	\$161,661.00	0.12%
32	JACKSON	32	0.16%	\$170,168.50	0.13%
33	JEFFERSON	13	0.07%	\$63,472.00	0.05%
35	LAKE	169	0.85%	\$871,261.75	0.66%
36	LEE	366	1.84%	\$2,507,690.75	1.91%
37	LEON	390	1.96%	\$2,585,152.69	1.97%
38	LEVY	66	0.33%	\$374,561.25	0.29%
39	LIBERTY				
40	MADISON	23	0.12%	\$103,533.50	0.08%
41	MANATEE	373	1.88%	\$2,725,968.56	2.08%
42	MARION	118	0.59%	\$770,268.50	0.59%
43	MARTIN	42	0.21%	\$257,539.00	0.20%
44	MONROE	16	0.08%	\$85,829.75	0.07%
45	NASSAU	38	0.19%	\$211,499.60	0.16%
46	OKALOOSA	189	0.95%	\$1,239,278.25	0.94%
47	OKEECHOBEE				
48	ORANGE	1,437	7.24%	\$9,739,171.00	7.42%
49	OSCEOLA	285	1.44%	\$1,567,685.50	1.19%
50	PALM BEACH	1,001	5.04%	\$6,285,752.44	4.79%
51	PASCO	339	1.71%	\$2,249,210.50	1.71%
52	PINELLAS	873	4.40%	\$5,636,473.62	4.29%
53	POLK	355	1.79%	\$2,084,009.50	1.59%
54	PUTNAM	33	0.17%	\$175,879.50	0.13%
55	ST. JOHNS	74	0.37%	\$533,614.25	0.41%
56	ST. LUCIE	159	0.80%	\$913,750.50	0.70%
57	SANTA ROSA	17	0.09%	\$93,366.00	0.07%
58	SARASOTA	324	1.63%	\$2,445,191.50	1.86%
59	SEMINOLE	394	1.98%	\$2,505,741.25	1.91%
60	SUMTER	12	0.06%	\$48,016.25	0.04%
61	SUWANNEE	73	0.37%	\$349,648.00	0.27%
62	TAYLOR	14	0.07%	\$68,758.50	0.05%
63	UNION				
64	VOLUSIA	273	1.38%	\$1,593,420.05	1.21%
65	WAKULLA	18	0.09%	\$92,866.75	0.07%
66	WALTON	14	0.07%	\$78,860.00	0.06%
72	FAU LAB SCH				
73	FSU LAB SCH				
75	UF LAB SCH				
Total:	66	19,852	100.00%	\$131,285,299.53	100.00%

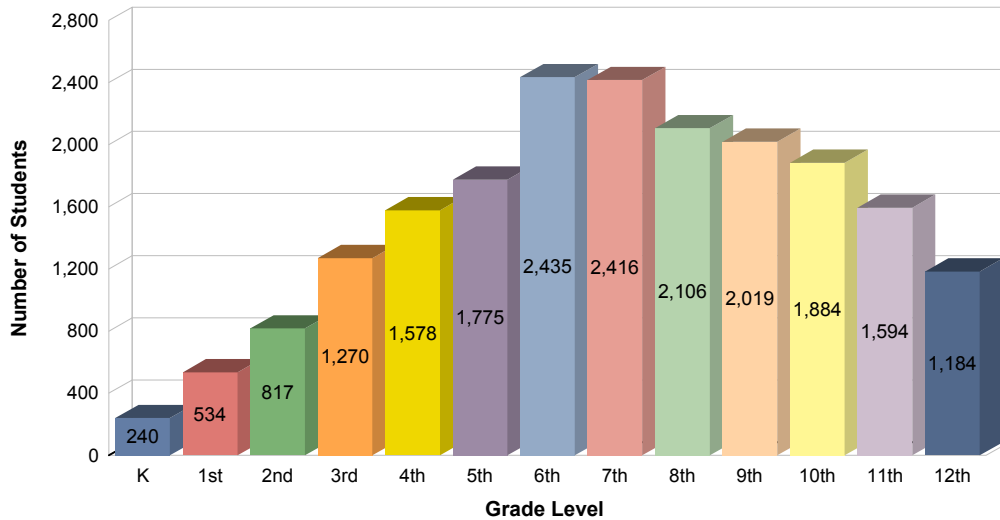
Note: Blanks indicate less than 11 students per district and are not displayed but calculated in total in order to protect student confidentiality.

McKay Student Enrollment by Gender



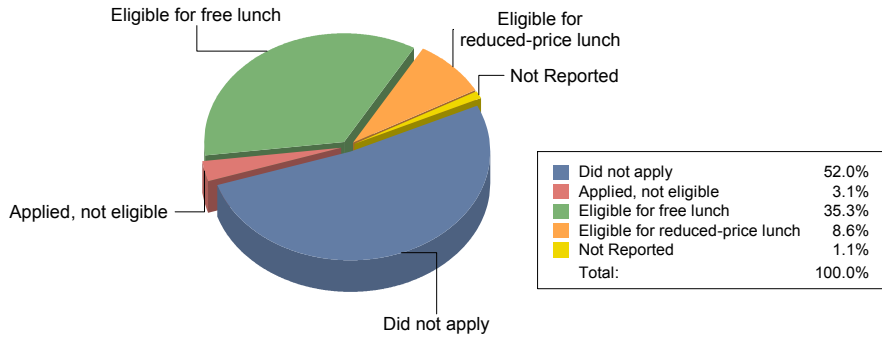
<u>GENDER</u>	<u>STUDENTS</u>	<u>PERCENTAGE</u>
Male	13,577	68.4%
Female	6,275	31.6%
Total:	19,852	100.0%

McKay Student Enrollment by Grade Level

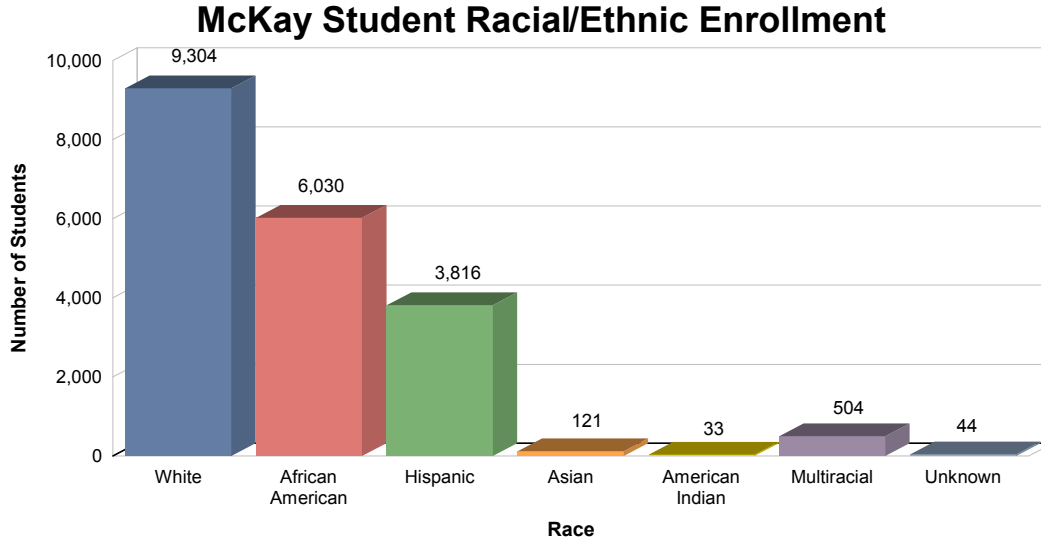


<u>GRADE LEVEL</u>	<u>STUDENTS</u>	<u>PERCENTAGE</u>
K	240	1.2%
1st	534	2.7%
2nd	817	4.1%
3rd	1,270	6.4%
4th	1,578	7.9%
5th	1,775	8.9%
6th	2,435	12.3%
7th	2,416	12.2%
8th	2,106	10.6%
9th	2,019	10.2%
10th	1,884	9.5%
11th	1,594	8.0%
12th	1,184	6.0%
Total:	19,852	100.0%

McKay Student Eligibility for Free and/or Reduced-Price Lunch

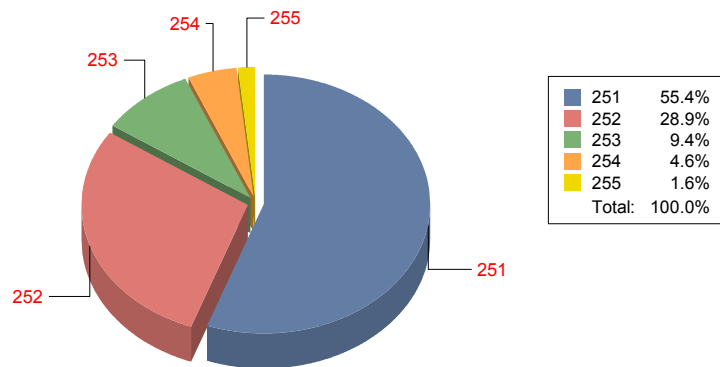


<u>LUNCH PROGRAMS</u>	<u>STUDENTS</u>	<u>PERCENTAGE</u>
Did not apply	10,315	52.0%
Applied, not eligible	610	3.1%
Eligible for free lunch	7,006	35.3%
Eligible for reduced-price lunch	1,708	8.6%
Not Reported	213	1.1%
Total:	19,852	100.0%



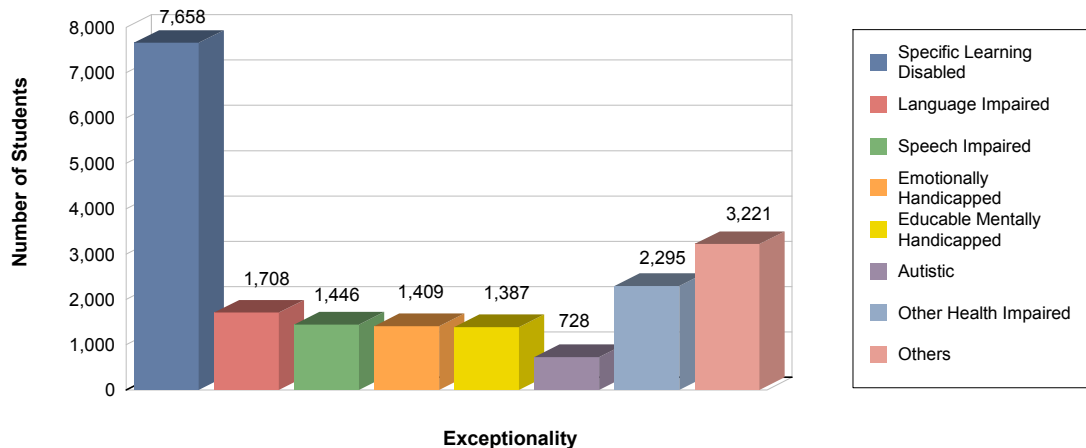
<u>RACE</u>	<u>STUDENTS</u>	<u>PERCENTAGE</u>
White	9,304	46.9%
African American	6,030	30.4%
Hispanic	3,816	19.2%
Asian	121	0.6%
American Indian	33	0.2%
Multiracial	504	2.5%
Unknown	44	0.2%
Total:	19,852	100.0%

McKay Student Enrollment by Matrix of Services



<u>MATRIX</u>	<u>STUDENTS</u>	<u>PERCENTAGE</u>
251	11,006	55.4%
252	5,732	28.9%
253	1,871	9.4%
254	919	4.6%
255	324	1.6%
Total:	19,852	100.0%

McKay Student Enrollment by Primary Exceptionality

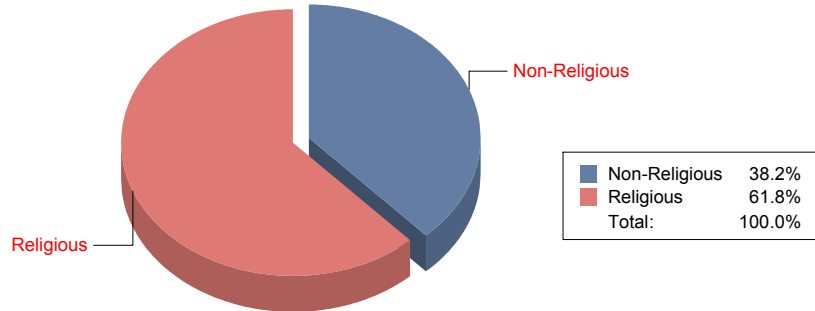


<u>PRIMARY EXCEPTIONALITY</u>	<u>STUDENTS</u>	<u>PERCENTAGE</u>
Specific Learning Disabled	7,658	38.6%
Language Impaired	1,708	8.6%
Speech Impaired	1,446	7.3%
Emotionally Handicapped	1,409	7.1%
Educable Mentally Handicapped	1,387	7.0%
Autistic	728	3.7%
Other Health Impaired	2,295	11.6%
Others	3,221	16.2%
Total:	19,852	100.0%

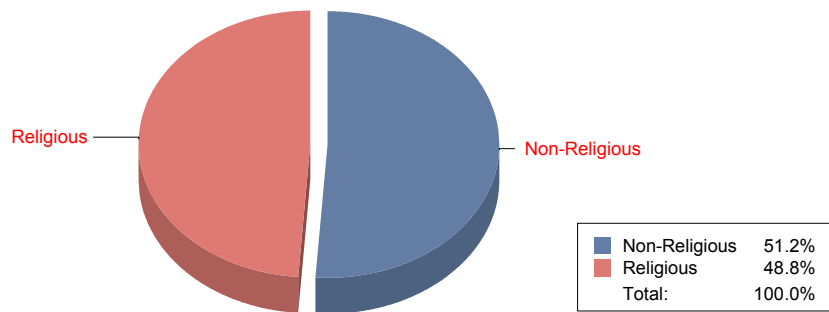
Private Schools by District Serving McKay Students

<u>DISTRICTID</u>	<u>DISTRICTNAME</u>	<u>SCHOOLS</u>
1	ALACHUA	13
2	BAKER	1
3	BAY	3
4	BRADFORD	5
5	BREVARD	33
6	BROWARD	70
8	CHARLOTTE	7
9	CITRUS	3
10	CLAY	12
11	COLLIER	12
12	COLUMBIA	3
13	DADE	130
14	DE SOTO	1
15	DIXIE	1
16	DUVAL	66
17	ESCAMBIA	10
20	GADSDEN	4
21	GILCHRIST	1
24	HAMILTON	1
27	HERNANDO	4
28	HIGHLANDS	8
29	HILLSBOROUGH	49
30	HOLMES	1
31	INDIAN RIVER	5
32	JACKSON	1
33	JEFFERSON	1
35	LAKE	14
36	LEE	19
37	LEON	20
38	LEVY	2
40	MADISON	2
41	MANATEE	12
42	MARION	10
43	MARTIN	5
44	MONROE	2
45	NASSAU	3
46	OKALOOSA	9
47	OKEECHOBEE	1
48	ORANGE	59
49	OSCEOLA	16
50	PALM BEACH	47
51	PASCO	18
52	PINELLAS	48
53	POLK	26
54	PUTNAM	5
55	ST. JOHNS	2
56	ST. LUCIE	6
57	SANTA ROSA	2
58	SARASOTA	24
59	SEMINOLE	26
60	SUMTER	1
61	SUWANNEE	3
62	TAYLOR	2
63	UNION	1
64	VOLUSIA	14
65	WAKULLA	1
66	WALTON	1
Total:	57	846

Private Schools by Type Participating in McKay Scholarship Program



McKay Student Enrollment by Type of Private School



<u>SCHOOL TYPE</u>	<u>SCHOOLS</u>	<u>%</u>	<u>STUDENTS</u>	<u>%</u>
Non-Religious	323	38.2%	10,318	51.2%
Religious	523	61.8%	9,830	48.8%
Total:	846	100.0%	20,148*	100.0%

* Indicates 296 students attended more than one school (Religious and Non-Religious) during the September 2007, the November 2007, the February 2008, and the April 2008 payment periods.