





# Miami-Dade County Public Schools

## Elementary English Language Arts


Celebrates  
*Spreading Literacy, One View at a Time*  
 January 28 - February 1, 2019

<p><b>Monday, January 28</b></p>	<p><b>Kick Off Celebrate Literacy Week!</b> <i>“Spreading Literacy, One View at a Time”</i></p> <ul style="list-style-type: none"> <li>Public announcement from Leaders on the joy of reading.</li> <li>School administrators read aloud a snippet of a favorite book during morning announcements, and Tweet pictures to <a href="#">MDCPS_ELA</a>, <a href="#">#LeadersRead</a>.</li> <li>Create a school-wide reading wall: ELA classes will select a Caldecott winner picture book. Discuss how aspects of the text’s illustrations contribute to what is conveyed by the words. After reading and discussing connections, the class will create a poster card that depicts the book cover and includes title, author, illustrator, and a sentence about the book. Select a visible location to pin class cards. Title the board: <i>“Spreading Literacy, One View at a Time”</i></li> </ul> <div style="text-align: center;">         caldecott-medal-honors-to-present.pdf     </div> <ul style="list-style-type: none"> <li>Caldecott List of Winners:</li> <li>Schools can Tweet their pictures to <a href="#">MDCPS_ELA</a>, <a href="#">#ReadingWall</a></li> <li>Begin working on Digital Presentation- See Thursday’s activity for details.</li> </ul>
<p><b>Tuesday, January 29</b></p>	<p><b>Viewing – Speaking - Listening</b></p> <div style="text-align: center;">  </div> <ul style="list-style-type: none"> <li>Using District resources such as <a href="#">Tumblebooks</a>, <a href="#">Discovery Education</a>, <a href="#">NBC Learn</a>, <a href="#">Teaching Books</a>, classes will participate in a chosen book/author/topic lesson by engaging students in a literacy experience that will allow for viewing, speaking, and listening. Choose an appropriate video (literary or informational) from district resources to view and provide purpose for viewing and listening. Play video. Participate in collaborative discussions such as main ideas and supporting details. Ask and answer questions about the video speaking appropriately to address task, audience, and situation.</li> <li>Schools can Tweet their pictures to <a href="#">MDCPS_ELA</a>, <a href="#">#ViewListenSpeak</a></li> </ul>
<p><b>Wednesday, January 30</b></p>	<p><b>Every Picture Tells a Story</b></p> <ol style="list-style-type: none"> <li>Students design a book mark about a book/character/author/illustrator they love.</li> <li>Students share book marks to tell how their design relates to the text.</li> <li>Schools can Tweet their pictures to <a href="#">MDCPS_ELA</a>, <a href="#">#EveryPictureTellsAStory</a></li> </ol>



# Miami-Dade County Public Schools

## Elementary English Language Arts

<p>Thursday, January 31</p>	<p><b>3, 2, 1 ACTION!</b></p> <ul style="list-style-type: none"> <li>Engage students in a digital literacy experience by creating videos about personal favorite books. Teachers may use this website: <a href="https://www.scholastic.com/teachers/articles/teaching-content/65-book-videos-build-excitement-summer-reading/">https://www.scholastic.com/teachers/articles/teaching-content/65-book-videos-build-excitement-summer-reading/</a> to show examples.</li> <li>For tips on creating book videos, visit: <a href="https://www.common sense.org/education/top-picks/websites-and-apps-for-making-videos-and-animation">https://www.common sense.org/education/top-picks/websites-and-apps-for-making-videos-and-animation</a> - “These video and animation apps and sites offer user-friendly tools and features that make it more fun than ever to get kids’ productions created, edited, and polished. There are also a few tools that feature video-based formative assessment, so kids can record and share their video reflections.”</li> <li>Other digital options: PowerPoint Presentation, Prezi Presentation, Discovery Ed Board Builder, iPhone Keynote, Paper Slide Video, Powtoon Animation Presentation, Slideshare, Windows Movie Maker, and Haiku Deck.</li> <li>Schools can Tweet their pictures to <i>MDCPS_ELA</i>, <i>#DigitalLiteracy</i></li> </ul>
<p>Friday, February 1</p>	<p><b>BOOK Tube</b></p> <ul style="list-style-type: none"> <li>Plan a school assembly to celebrate literacy.</li> <li>At the assembly, view class created book videos.</li> <li>Share favorite books and spread literacy one view at a time.</li> <li>Allow students to interact with video creators/actors to discuss and/or conduct Q&amp;A session.             <ol style="list-style-type: none"> <li>Invite members of the community, parents, and local media.</li> <li>Create a School Photo Booth – take pictures of classes and <i>Tweet to MDCPS_ELA #BOOKTube</i></li> </ol> </li> </ul>
<p><b>Ongoing School-wide Contest/Event Ideas (School Sponsored)</b></p>	<ul style="list-style-type: none"> <li>Invite guest readers.</li> <li>Participate in cross-grade level reading buddies.</li> <li><b>Name the Book:</b> Guess the title and author of famous first lines read during the morning announcements.</li> <li>Organize a book swap event.</li> <li><b>The Amazing Reading Race</b> – track class reading minutes using school generated log or  and recognize the class with the most minutes read during the week.</li> </ul>
<p><b>Parental Involvement #EngagedFamiliesMDCPS</b></p>	<ul style="list-style-type: none"> <li>Conduct a Parent Workshop: “Spreading Literacy” and provide literacy tips (e.g., reading strategies, task cards, summary starters, question prompts, recommended books).</li> <li>Schedule a Book Talk for parents/grandparents.</li> <li><b>Book in Hand:</b> Students bring a new or slightly used book to school. The school will donate the books collected to a charitable institute such as a hospital or homeless shelter.</li> <li>Host a FUN Literacy Night (e.g., Reader’s Theater, Reading Under the Stars, Cookies &amp; Bedtime Stories, What’s New in Graphic Novels, You Read to Me, I’ll Read to You).</li> </ul>



# Miami-Dade County Public Schools

## Elementary English Language Arts

	<ul style="list-style-type: none"><li>• Share Literacy Tips: <a href="http://languageartsreading.dadeschools.net/">http://languageartsreading.dadeschools.net/</a></li><li>• Share <i>Just for Parents</i> Resources: <a href="http://www.fldoe.org/academics/standards/just-read-fl/parents.stml">http://www.fldoe.org/academics/standards/just-read-fl/parents.stml</a></li></ul>
<b>Social Media</b>	<p><b><u>Tag</u></b> @ mdcps_ela @miamisup @miamicao @mdcpsAcademics @Educationfl</p> <p><b><u>Hashtags:</u></b> #LeadersRead #ReadingWall #ViewListenSpeak #EveryPictureTellsAStory #DigitalLiteracy #BOOKTube #EngagedFamiliesMDCPS</p>