



FLORIDA DEPARTMENT OF  
**EDUCATION**  
fldoe.org

# 2014-15 Education Appropriations



Funded by the Educational  
Enhancement (Lottery) Trust Fund

October 2014

## TABLE OF CONTENTS

	Page
History and Policy: The Florida Lottery and Education.....	1
Educational Enhancement (Lottery) Trust Fund Appropriations by Fiscal Year.....	8
Educational Enhancement (Lottery) Trust Fund Appropriations, Operating and Capital Outlay.....	9
Appropriations from the Educational Enhancement (Lottery) Trust Fund	
2012-13, 2013-14 and 2014-15.....	11
2009-10, 2010-11 and 2011-12.....	12
2006-07, 2007-08 and 2008-09.....	13
2003-04, 2004-05 and 2005-06.....	14
1999-00, 2000-01, 2001-02 and 2002-03.....	15
1995-96, 1996-97, 1997-98 and 1998-99.....	16
1991-92, 1992-93, 1993-94 and 1994-95.....	17
1989-90 and 1990-91.....	18
1987-88 and 1988-89.....	20
2014-15 Programs and Projects Funded from the Educational Enhancement (Lottery) Trust Fund	
Public School System.....	21
Florida Colleges.....	28
State Universities.....	29
Student Financial Aid.....	31
Educational Enhancement (Lottery) Trust Fund and Total Operating Funds for Education.....	35
2014-15 Educational Enhancement (Lottery) Trust Fund Allocations for Operations.....	36
2014-15 FEFP Second Calculation	
District Discretionary Lottery Funds.....	37
School Recognition Program.....	37
Bright Futures Scholarship Program Student Disbursements by County and Year.....	38
K-12 Public School Capital Outlay Construction Bonds.....	40
Historical Analysis of the General Revenue Fund.....	41
Educational Enhancement Trust Fund Financial Outlook Statement.....	42

**HISTORY AND POLICY:  
THE FLORIDA LOTTERY AND EDUCATION**

On November 4, 1986, a constitutional amendment was passed in a statewide election creating Article X, section 15, of the Constitution of the State of Florida. Of the 3,208,295 voters who voted on the amendment, 2,039,437, or 63.57 percent, voted for the amendment while 1,168,858, or 36.43 percent, voted against it. Article X, section 15, reads as follows:

**SECTION 15. State operated lotteries.—**

- (a) Lotteries may be operated by the state.
- (b) If any subsection or subsections of the amendment to the Florida Constitution are held unconstitutional for containing more than one subject, this amendment shall be limited to subsection (a) above.
- (c) This amendment shall be implemented as follows:
  - (1) Schedule--On the effective date of this amendment, the lotteries shall be known as the Florida Education Lotteries. Net proceeds derived from the lotteries shall be deposited to a state trust fund, to be designated The State Education Lotteries Trust Fund, to be appropriated by the Legislature. The schedule may be amended by general law.

History.--Proposed by Initiative Petition filed with the Secretary of State June 10, 1985; adopted 1986.

The 1987 Legislature enacted the Florida Public Education Lottery Act (chapter 87-65, Laws of Florida (L.O.F.)), which implemented the constitutional amendment. Section 24.102(2), Florida Statutes (F.S.), represents the expression of intent by the Florida Legislature for the lottery.

**24.102 Purpose and intent.—**

- (1) The purpose of this act is to implement s. 15, Art. X of the State Constitution in a manner that enables the people of the state to benefit from significant additional moneys for education and also enables the people of the state to play the best lottery games available.
- (2) The intent of the Legislature is:
  - (a) That the net proceeds of lottery games conducted pursuant to this act be used to support improvements in public education and that such proceeds not be used as a substitute for existing resources for public education.
  - (b) That the lottery games be operated by a department of state government that functions as much as possible in the manner of an entrepreneurial business enterprise. The Legislature recognizes that the operation of a lottery is a unique activity for state government and that structures and procedures appropriate to the performance of other governmental functions are not necessarily appropriate to the operation of a state lottery.

- (c) That the lottery games be operated by a self-supporting, revenue-producing department.
- (d) That the department be accountable to the Legislature and the people of the state through a system of audits and reports and through compliance with financial disclosure, open meetings, and public records laws.

History.--s. 2, ch. 87-65; s. 5, ch. 91-45.

The Florida Public Education Lottery Act also created section 24.121, F.S., which governs the allocation of revenues and expenditures of lottery funds. As amended by Chapter Law noted in the history, section 24.121, F.S., now reads as follows:

**24.121 Allocation of revenues and expenditure of funds for public education.—**

- (1) Variable percentages of the gross revenue from the sale of online and instant lottery tickets shall be returned to the public in the form of prizes paid by the department or retailers as authorized by this act. The variable percentages of gross revenue from the sale of online and instant lottery tickets returned to the public in the form of prizes shall be established by the department in a manner designed to maximize the amount of funds deposited under subsection (2).
- (2) Each fiscal year, variable percentages of the gross revenue from the sale of online and instant lottery tickets as determined by the department consistent with subsection (1), and other earned revenue, excluding application processing fees, shall be deposited in the Educational Enhancement Trust Fund, which is hereby created in the State Treasury to be administered by the Department of Education. The Department of the Lottery shall transfer moneys to the Educational Enhancement Trust Fund at least once each quarter. Funds in the Educational Enhancement Trust Fund shall be used to the benefit of public education in accordance with the provisions of this act. Notwithstanding any other provision of law, lottery revenues transferred to the Educational Enhancement Trust Fund shall be reserved as needed and used to meet the requirements of the documents authorizing the bonds issued by the state pursuant to s. 1013.68, s. 1013.70, or s. 1013.737 or distributed to school districts for the Classrooms First Program as provided in s. 1013.68. Such lottery revenues are hereby pledged to the payment of debt service on bonds issued by the state pursuant to s. 1013.68, s. 1013.70, or s. 1013.737. Debt service payable on bonds issued by the state pursuant to s. 1013.68, s. 1013.70, or s. 1013.737 shall be payable from, and is secured by a first lien on, the first lottery revenues transferred to the Educational Enhancement Trust Fund in each fiscal year. Amounts distributable to school districts that request the issuance of bonds pursuant to s. 1013.68(3) are hereby pledged to such bonds pursuant to s. 11(d), Art. VII of the State Constitution.
- (3) The funds remaining in the Operating Trust Fund after transfers to the Educational Enhancement Trust Fund shall be used for the payment of administrative expenses of the department. These expenses shall include all costs incurred in the operation and administration of the lottery and all costs resulting from any contracts entered into for the purchase or lease of goods or services required by the lottery, including, but not limited to:
  - (a) The compensation paid to retailers;

- (b) The costs of supplies, materials, tickets, independent audit services, independent studies, data transmission, advertising, promotion, incentives, public relations, communications, security, bonding for retailers, printing, distribution of tickets, and reimbursing other governmental entities for services provided to the lottery; and
  - (c) The costs of any other goods and services necessary for effectuating the purposes of this act.
- (4) The unencumbered balance that remains in the Operating Trust Fund at the end of each fiscal year shall be transferred to the Educational Enhancement Trust Fund.
- (5) (a) Public educational programs and purposes funded by the Educational Enhancement Trust Fund may include, but are not limited to, endowment, scholarship, matching funds, direct grants, research and economic development related to education, salary enhancement, contracts with independent institutions to conduct programs consistent with the state master plan for postsecondary education, or any other educational program or purpose deemed desirable by the Legislature. Prior to the expenditure of these funds, each school district shall establish policies and procedures that define enhancement and the types of expenditures consistent with that definition.
- (b) Except as provided in paragraphs (c), (d), and (e), the Legislature shall equitably apportion moneys in the trust fund among public schools, the Florida College System, and universities.
  - (c) A portion of such net revenues, as determined annually by the Legislature, shall be distributed to each school district and shall be made available to each public school in the district for enhancing school performance through development and implementation of a school improvement plan pursuant to s. 1001.42(18). A portion of these moneys, as determined annually in the General Appropriations Act, must be allocated to each school in an equal amount for each student enrolled. These moneys may be expended only on programs or projects selected by the school advisory council or by a parent advisory committee created pursuant to this paragraph. If a school does not have a school advisory council, the district advisory council must appoint a parent advisory committee composed of parents of students enrolled in that school, which is representative of the ethnic, racial, and economic community served by the school, to advise the school's principal on the programs or projects to be funded. Neither school district staff nor principals may override the recommendations of the school advisory council or the parent advisory committee. These moneys may not be used for capital improvements or for any project or program that has a duration of more than 1 year; however, a school advisory council or parent advisory committee may independently determine that a program or project formerly funded under this paragraph should receive funds in a subsequent year.
  - (d) No funds shall be released for any purpose from the Educational Enhancement Trust Fund to any school district in which one or more schools do not have an approved school improvement plan pursuant to s. 1001.42(18) or do not comply with school advisory council membership composition requirements pursuant to s. 1001.452(1). The Commissioner of Education shall withhold disbursements from the trust fund to any school district that fails to adopt the performance-based salary schedule required by s. 1012.22(1).

- (e) All components of the Florida Bright Futures Scholarship Program shall be funded annually from the Educational Enhancement Trust Fund. Funds shall be allocated to this program prior to application of the formula for equitable distribution to public schools, the Florida College System, and state universities. If shortages require reductions in estimated distributions from the Educational Enhancement Trust Fund, funds for the Florida Bright Futures Scholarship Program shall be reduced only after reductions in all other distributions are made.
- (f) Each school district shall, on a quarterly basis, make available to the public and distribute, in an easy to understand format, the expenditures of lottery funds allocated to the school district.

History.--s. 21, ch. 87-65; s. 6, ch. 89-208; s. 14, ch. 91-79; s. 2, ch. 91-278; s. 6, ch. 91-283; s. 1, ch. 96-341; s. 10, ch. 97-77; s. 43, ch. 97-190; s. 1, ch. 97-279; s. 12, ch. 97-384; s. 1, ch. 98-271; s. 20, ch. 98-281; s. 26, ch. 99-398; s. 1, ch. 2002-227; s. 883, ch. 2002-387; s. 4, ch. 2003-1; s. 7, ch. 2003-391; s. 1, ch. 2003-406; s. 1, ch. 2004-271; s. 2, ch. 2005-84; s. 12, ch. 2006-79; s. 2, ch. 2008-108.

Taxes paid on slot machine revenues provide yet another source of proceeds for the Educational Enhancement Trust Fund. Section 551.106, F.S., establishes a tax rate on slot machine revenues of 35 percent. The statute requires that the slot machine revenue tax go to the Educational Enhancement Trust Fund.

**551.106 License fee; tax rate; penalties.—**

- (1) LICENSE FEE.--
  - (a) Upon submission of the initial application for a slot machine license and annually thereafter, on the anniversary date of the issuance of the initial license, the licensee must pay to the division a nonrefundable license fee of \$3 million for the succeeding 12 months of licensure. In the 2010-2011 fiscal year, the licensee must pay the division a nonrefundable license fee of \$2.5 million for the succeeding 12 months of licensure. In the 2011-2012 fiscal year and for every fiscal year thereafter, the licensee must pay the division a nonrefundable license fee of \$2 million for the succeeding 12 months of licensure. The license fee shall be deposited into the Pari-mutuel Wagering Trust Fund of the Department of Business and Professional Regulation to be used by the division [Division of Pari-mutuel Wagering] and the Department of Law Enforcement for investigations, regulation of slot machine gaming, and enforcement of slot machine gaming provisions under this chapter. These payments shall be accounted for separately from taxes or fees paid pursuant to the provisions of chapter 550.
  - (b) Prior to January 1, 2007, the division shall evaluate the license fee and shall make recommendations to the President of the Senate and the Speaker of the House of Representatives regarding the optimum level of slot machine license fees in order to adequately support the slot machine regulatory program.

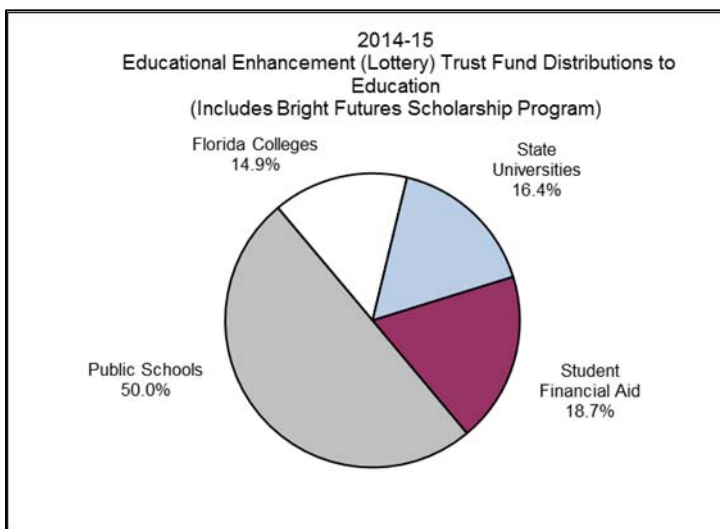
- (2) TAX ON SLOT MACHINE REVENUES.--
- (a) The tax rate on slot machine revenues at each facility shall be 35 percent. If, during any state fiscal year, the aggregate amount of tax paid to the state by all slot machine licensees in Broward and Miami-Dade Counties is less than the aggregate amount of tax paid to the state by all slot machine licensees in the 2008-2009 fiscal year, each slot machine licensee shall pay to the state within 45 days after the end of the state fiscal year a surcharge equal to its pro rata share of an amount equal to the difference between the aggregate amount of tax paid to the state by all slot machine licensees in the 2008-09 fiscal year and the amount of tax paid during the fiscal year. Each licensee's pro rata share shall be an amount determined by dividing the number 1 by the number of facilities licensed to operate slot machines during the applicable fiscal year, regardless of whether the facility is operating such machines.
- (b) The slot machine revenue tax imposed by this section shall be paid to the division for deposit into the Pari-mutuel Wagering Trust Fund for immediate transfer by the Chief Financial Officer for deposit into the Educational Enhancement Trust Fund of the Department of Education. Any interest earnings on the tax revenues shall also be transferred to the Educational Enhancement Trust Fund.
- (c) 1. Funds transferred to the Educational Enhancement Trust Fund under paragraph (b) shall be used to supplement public education funding statewide.
2. If necessary to comply with any covenant established pursuant to s. 1013.68(4), s. 1013.70(1), or s. 1013.737(3), funds transferred to the Educational Enhancement Trust Fund under paragraph (b) shall first be available to pay debt service on lottery bonds issued to fund school construction in the event lottery revenues are insufficient for such purpose or to satisfy debt service reserve requirements established in connection with lottery bonds. Moneys available pursuant to this subparagraph are subject to annual appropriation by the Legislature.
- (3) PAYMENT AND DISPOSITION OF TAXES.--Payment for the tax on slot machine revenues imposed by this section shall be paid to the division. The division shall deposit these sums with the Chief Financial Officer, to the credit of the Pari-mutuel Wagering Trust Fund. The slot machine licensee shall remit to the division payment for the tax on slot machine revenues. Such payments shall be remitted by 3 p.m. Wednesday of each week for taxes imposed and collected for the preceding week ending on Sunday. Beginning on July 1, 2012, the slot machine licensee shall remit to the division payment for the tax on slot machine revenues by 3 p.m. on the 5<sup>th</sup> day of each calendar month for taxes imposed and collected for the preceding calendar month. If the 5<sup>th</sup> day of the calendar month falls on a weekend, payments shall be remitted by 3 p.m. the first Monday following the weekend. The slot machine licensee shall file a report under oath by the 5th day of each calendar month for all taxes remitted during the preceding calendar month. Such payments shall be accompanied by a report under oath showing all slot machine gaming activities for the preceding calendar month and such other information as may be prescribed by the division.

- (4) **FAILURE TO PAY TAX; PENALTIES.**--A slot machine licensee who fails to make tax payments as required under this section is subject to an administrative penalty of up to \$10,000 for each day the tax payment is not remitted. All administrative penalties imposed and collected shall be deposited into the Pari-mutuel Wagering Trust Fund of the Department of Business and Professional Regulation. If any slot machine licensee fails to pay penalties imposed by order of the division under this subsection, the division may suspend, revoke, or refuse to renew the license of the slot machine licensee.
- (5) **SUBMISSION OF FUNDS.**--The division may require slot machine licensees to remit taxes, fees, fines, and assessments by electronic funds transfer.

History.--s. 1, ch. 2005-362; s. 1, ch. 2006-27; s. 1, ch. 2007-59; s. 5, ch. 2007-252; s. 21, ch. 2009-170; ss. 4, 5, ch. 2010-29.

Section 1010.70, F.S., as amended by section 3, chapter 2005-84, L.O.F., provides that, each fiscal year, variable percentages of the gross revenue from the sale of online and instant lottery tickets as determined by the Florida Department of the Lottery, and other earned revenue, excluding application processing fees, shall be deposited in the Educational Enhancement Trust Fund, which was created by the Florida Public Education Lottery Act. The remaining monies are to be used to pay the expenses of running the lottery. Section 24.121, F.S., requires that at the end of each fiscal year unencumbered funds in the Florida Department of the Lottery’s operating budget be transferred to the Educational Enhancement Trust Fund.

Another source of revenue for the Educational Enhancement Trust Fund is dealer collection allowances. Section 212.12(1)(d)1., F.S., states that sales and use tax dealers who are entitled to a collection allowance as compensation for keeping prescribed records, filing timely returns, conducting proper accounting and remitting taxes on time may elect to donate their collection allowance to the Educational Enhancement Trust Fund.



Education’s share of the lottery and slot machine proceeds is deposited into the Educational Enhancement Trust Fund. Each year the Legislature determines which programs will be funded from education’s share of the lottery and slot machine proceeds and the amount of such funding. The 1991 Legislature began a policy of providing lump-sum funding to the school districts, Florida College System and state universities. The school

districts, Florida College System and state universities were assigned responsibility for defining how they planned to use the funds for educational enhancement.



With chapter 97-77, L.O.F., the 1997 Legislature established the Florida Bright Futures Scholarship Program with the intention that all components of the program be funded from the Educational Enhancement Trust Fund (section 1009.53, F.S.). Bright Futures appropriations are funded first and the remainder of the funds is distributed to the education delivery systems. For 2014-15, 50.0 percent will be distributed to school districts, 14.9 percent to the Florida College System, 16.4 percent to the state universities, 15.3 percent to Bright Futures and 3.4 percent to other student financial aid.

As part of the Soundly-Made, Accountable, Reasonable and Thrifty (SMART) Schools Act of 1997, the Legislature established a 20-year capital outlay funding program designed to provide approximately \$2 billion in lottery funds to school districts for the construction of permanent classrooms. Under this Act, the Classrooms First Program, the Effort Index and Small County Assistance programs were created to alleviate overcrowding in Florida's public schools and the need for relocatable or portable classrooms. These programs were mainly funded through the issuance of bonds supported by lottery revenues.

Other programs supported by lottery revenues include the Classrooms for Kids and the District Effort Recognition Programs, which were established by the 2003 Legislature to provide funding for class size reduction projects so that school districts could comply with the constitutional provisions for reducing class sizes. To date, the Legislature has granted over \$2 billion in fixed capital outlay appropriations funded through the issuance of bonds supported by lottery revenues for this purpose.

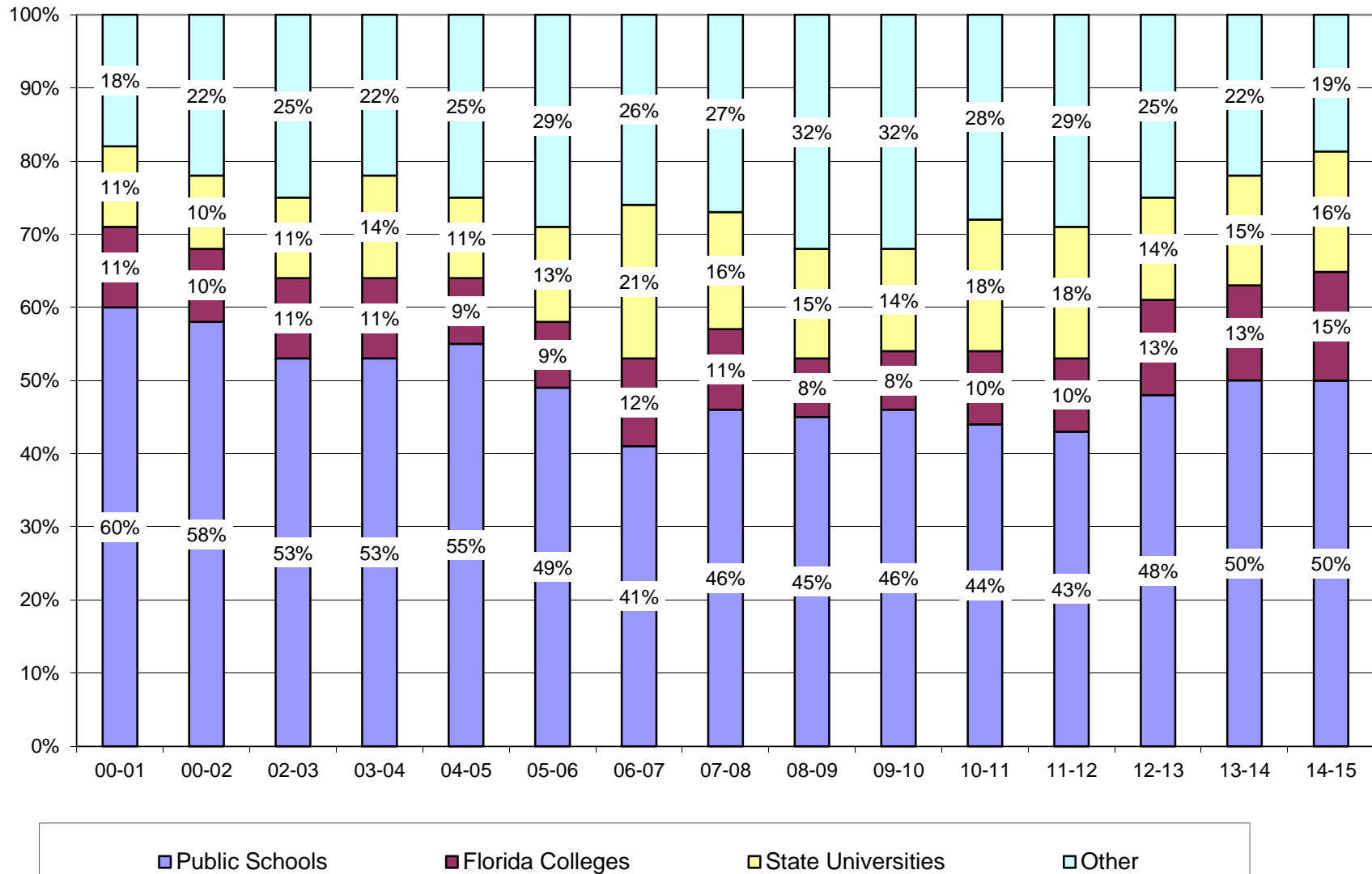
**EDUCATIONAL ENHANCEMENT (LOTTERY) TRUST FUND  
Appropriations By Fiscal Year**

<u>Fiscal Year</u>	<u>Public Schools <sup>(1)</sup></u>	<u>Florida Colleges</u>	<u>State Universities</u>	<u>Other *</u>	<u>Total Appropriations</u>
1987-88	\$ 84,902,081	\$ 20,160,701	\$ 32,254,063	\$ 7,175,081	\$ 144,491,926
1988-89	258,596,804	38,091,575	24,807,400	6,169,402	327,665,181
1989-90	678,145,713	79,728,147	141,354,226	252,627,355	1,151,855,441
1990-91	748,942,205	88,711,838	142,008,682	22,521,915	1,002,184,640
1991-92	597,070,000	127,915,000	127,915,000	-	852,900,000
1992-93	584,000,000	125,200,000	125,200,000	-	834,400,000
1993-94	601,000,000	128,900,000	128,900,000	-	858,800,000
1994-95	664,200,000	142,300,000	142,300,000	-	948,800,000
1995-96	580,230,000	124,350,000	124,400,000	-	828,980,000
1996-97	570,290,000	126,210,000	132,210,000	-	828,710,000
1997-98	518,995,289	111,379,348	111,229,348	80,000,000	821,603,985
1998-99	476,290,000	102,055,000	113,832,965	120,000,000	812,177,965
1999-00	453,101,000	97,170,000	104,067,504	130,000,000	784,338,504
2000-01	554,300,000	102,200,000	102,198,463	162,500,000	921,198,463
2001-02	576,410,000	98,679,510	98,679,510	221,415,980	995,185,000
2002-03	514,471,506	101,346,245	110,028,746	243,653,494	969,499,991
2003-04	614,600,000	124,079,148	163,968,799	256,112,881	1,158,760,828
2004-05	650,039,045	98,900,000	129,771,266	301,451,153	1,180,161,464
2005-06	556,776,676	106,800,000	144,700,000	329,900,000	1,138,176,676
2006-07	599,095,913	175,008,007	297,171,620	367,790,000	1,439,065,540
2007-08	709,795,379	161,401,183	239,024,125	422,299,817	1,532,520,504
2008-09	659,166,312	124,770,300	219,373,906	474,142,852	1,477,453,370
2009-10	651,508,725	116,959,158	201,172,732	454,227,268	1,423,867,883
2010-11	569,542,395	126,959,158	230,671,087	373,442,455	1,300,615,095
2011-12	587,820,636	130,359,158	253,924,085	400,688,958	1,372,792,837
2012-13	721,106,532	187,372,446	202,786,832	379,818,490	1,491,084,300
2013-14	803,287,420	209,534,163	236,823,731	359,823,381	1,609,468,695
2014-15	871,843,513	259,566,406	286,856,489	326,601,507	1,744,867,915

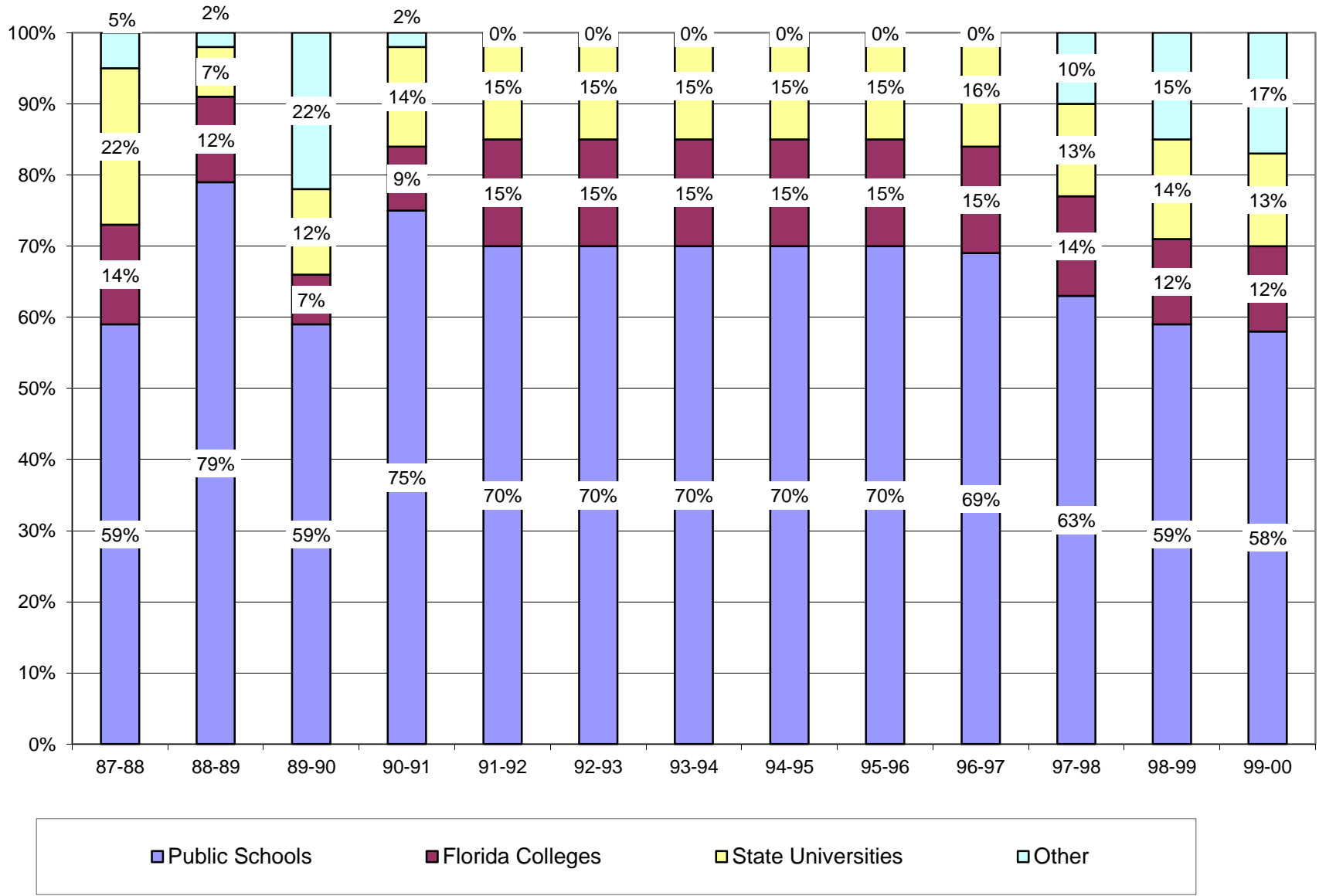
\* For 2002-03 and 2004-05, "Other" category did not consist entirely of Student Financial Aid.

<sup>(1)</sup> Additional fixed capital outlay appropriations were received in the Lottery Capital Outlay Trust Fund for bonded projects to reduce class size. These appropriations are funded through the issuance of bonds supported by lottery revenues.

### Educational Enhancement (Lottery) Trust Fund Appropriations Operating and Capital Outlay



**Educational Enhancement (Lottery) Trust Fund Appropriations  
Operating and Capital Outlay (Continued)**



**EDUCATIONAL ENHANCEMENT (LOTTERY) TRUST FUND  
2012-13, 2013-14 and 2014-15 Appropriations**

	<u>2012-13</u>	<u>2013-14</u>	<u>2014-15</u>
Public Schools			
Class Size Reduction	\$ 103,776,356	\$ 103,776,356	\$ 103,776,356
Class Size Reduction Lottery Capital Outlay Program (Debt Service) <sup>(1)</sup>	154,482,900	153,806,836	152,836,215
Classrooms First Bond Program (Debt Service and Projects)	156,801,400	156,011,746	155,882,941
Florida Education Finance Program	122,740,767	197,752,820	242,352,820
School District Discretionary Lottery Funds*/School Recognition	<u>134,582,877</u>	<u>134,582,877</u>	<u>134,582,877</u>
	672,384,300	745,930,635	789,431,209
Workforce Education (non-FEFP)	<u>48,722,232</u>	<u>57,356,785</u>	<u>82,412,304</u>
	48,722,232	57,356,785	82,412,304
Florida Colleges			
Florida College System Program Funds*	180,808,060	204,938,935	254,972,113
Educational Facilities (Debt Service)	<u>6,564,386</u>	<u>4,595,228</u>	<u>4,594,293</u>
	187,372,446	209,534,163	259,566,406
State Universities			
Education and General Activities*	171,566,138	206,483,766	256,516,943
UF - Institute of Food and Agricultural Sciences	12,533,877	12,533,877	12,533,877
University of South Florida Medical Center	9,349,672	9,349,672	9,349,672
University of Florida Health Center	5,796,416	5,796,416	5,796,416
Florida State University Medical School	605,115	605,115	605,115
Educational Facilities (Debt Service)	<u>2,935,614</u>	<u>2,054,885</u>	<u>2,054,466</u>
	202,786,832	236,823,731	286,856,489
Student Financial Aid			
Florida's Bright Futures Scholarship Program	329,408,935	309,413,826	266,191,952
First Generation in College Matching Grant Program	5,308,663	5,308,663	5,308,663
Other State Student Financial Aid	<u>45,100,892</u>	<u>45,100,892</u>	<u>55,100,892</u>
	379,818,490	359,823,381	326,601,507
Total Department	<u>\$ 1,491,084,300</u>	<u>\$ 1,609,468,695</u>	<u>\$ 1,744,867,915</u>

\* District School Boards, Florida College System Boards of Trustees and the University Board of Trustees determine the expenditure of these funds to enhance education.

(1) Additional fixed capital outlay appropriations were received in the Lottery Capital Outlay Trust Fund for projects to reduce class size. These appropriations are funded through the issuance of bonds supported by lottery revenues. The debt service reflects payments on the bonds.

**EDUCATIONAL ENHANCEMENT (LOTTERY) TRUST FUND  
2009-10, 2010-11 and 2011-12 Appropriations**

	<u>2009-10</u>	<u>2010-11</u>	<u>2011-12</u>
Public Schools			
Class Size Reduction	\$ 189,849,480	\$ 103,776,356	\$ 103,776,356
Class Size Reduction Lottery Capital Outlay Program (Debt Service) <sup>(1)</sup>	151,922,482	154,721,252	154,883,241
Classrooms First Bond Program (Debt Service and Projects)	166,957,717	164,766,967	162,109,596
Florida Education Finance Program	9,036,490	9,036,490	12,327,001
School District Discretionary Lottery Funds*/School Recognition	<u>129,914,030</u>	<u>129,914,030</u>	<u>119,596,643</u>
	647,680,199	562,215,095	552,692,837
 Workforce Education (non-FEFP)	 <u>3,828,526</u>	 <u>7,327,300</u>	 <u>35,127,799</u>
	3,828,526	7,327,300	35,127,799
Community Colleges			
Community College Lottery Funds*	<u>116,959,158</u>	<u>126,959,158</u>	<u>130,359,158</u>
	116,959,158	126,959,158	130,359,158
State Universities			
Education and General Activities*	173,816,968	203,274,204	225,687,387
UF - Institute of Food and Agricultural Sciences	12,533,877	12,533,877	12,533,877
University of South Florida Medical Center	8,436,061	8,461,475	9,301,290
University of Florida Health Center	5,796,416	5,796,416	5,796,416
Florida State University Medical School	<u>589,410</u>	<u>605,115</u>	<u>605,115</u>
	201,172,732	230,671,087	253,924,085
Student Financial Aid			
Florida's Bright Futures Scholarship Program	418,878,452	338,367,564	350,000,000
First Generation in College Matching Grant Program	6,848,120	6,574,195	5,588,066
Other State Student Financial Aid	<u>28,500,696</u>	<u>28,500,696</u>	<u>45,100,892</u>
	454,227,268	373,442,455	400,688,958
 Total Department	 <u>\$ 1,423,867,883</u>	 <u>\$ 1,300,615,095</u>	 <u>\$ 1,372,792,837</u>

\* District School Boards, Florida College System Boards of Trustees and the University Board of Trustees determine the expenditure of these funds to enhance education.

(1) Additional fixed capital outlay appropriations were received in the Lottery Capital Outlay Trust Fund for projects to reduce class size. These appropriations are funded through the issuance of bonds supported by lottery revenues. The debt service reflects payments on the bonds.

**EDUCATIONAL ENHANCEMENT (LOTTERY) TRUST FUND  
2006-07, 2007-08 and 2008-09 Appropriations**

	<u>2006-07</u>	<u>2007-08</u>	<u>2008-09</u>
Public Schools			
Class Size Reduction	\$ 75,718,007	\$ 144,185,962 ^	\$ 114,354,421 <
Class Size Reduction Lottery Capital Outlay Program (Debt Service) <sup>(1)</sup>	100,310,506	119,710,506 ^	155,000,000
Classrooms First Bond Program (Debt Service and Projects)	167,885,407	166,892,742	166,934,217
District Cost Differential (DCD) Transition Supplement	-	15,000,000	-
Excellent Teaching	-	3,000,000 ^	3,000,000 <
School District Discretionary Lottery Funds*	125,894,447	100,538,358 ^	65,474,309 <
School Recognition/Merit Schools	129,287,546	157,587,811	147,235,894
School Safety/Emergency Preparedness	-	2,880,000 ^	-
	<u>599,095,913</u>	<u>709,795,379</u>	651,998,841
 Workforce Education (non-FEFP)	 -	 -	 <u>7,167,471</u> <
	-	-	7,167,471
Community Colleges			
Community College Lottery Funds*	120,000,000	112,252,800 ^	124,770,300 <
Critical Jobs Initiative	20,000,000	-	-
Facilities Matching Program	35,008,007	-	-
Florida's Two Plus Two Public and Private Partnerships	-	489,600 ^	-
Program Challenge Grants	-	48,658,783	-
	<u>175,008,007</u>	<u>161,401,183</u>	124,770,300
State Universities			
Education and General Activities*	157,843,843	149,410,324 ^	195,717,966 <
UF - Institute of Food and Agricultural Sciences	9,320,592	8,371,768 ^	11,365,268 <
University of South Florida Medical Center	2,698,719	2,590,770 ^	4,241,041
University of Florida Health Center	7,165,799	4,311,167 ^	7,026,684
Florida State University Medical School	3,132	3,132	1,022,947
Facility Enhancement Challenge Grants	55,971,620	-	-
Program Challenge Grants	64,167,915	74,336,964	-
	<u>297,171,620</u>	<u>239,024,125</u>	219,373,906
Student Financial Aid			
Florida's Bright Futures Scholarship Program	346,342,906	383,185,153 ^	435,275,538 <
First Generation in College Matching Grant Program	-	8,245,000 ^	7,997,650
Other State Student Financial Aid	21,447,094	30,869,664	30,869,664
	<u>367,790,000</u>	<u>422,299,817</u>	474,142,852
 Total Department	 <u>\$ 1,439,065,540</u>	 <u>\$ 1,532,520,504</u>	 <u>\$ 1,477,453,370</u>

\* District School Boards, Community College Boards of Trustees and the University Board of Trustees determine the expenditure of these funds to enhance education.

^ NOTE: Changes in original appropriations were made in 2007-08 Special Session C and the Special Appropriations Act for Fiscal Year 2007-08. Please see chapter 2007-326, L.O.F., and chapter 2008-1, L.O.F.

< NOTE: Changes in original appropriations were made in 2008-09 Special Session A, some of which were vetoed by the Governor, the September 10, 2008, Legislative Budget Commission Meeting, and the June 17, 2009, Legislative Budget Commission Meeting. Please see chapter 2009-1, L.O.F., and the Governor's January 27, 2009, veto.

(1) Additional fixed capital outlay appropriations were received in the Lottery Capital Outlay Trust Fund for projects to reduce class size. These appropriations are funded through the issuance of bonds supported by lottery revenues. The debt service reflects payments on the bonds.

**EDUCATIONAL ENHANCEMENT (LOTTERY) TRUST FUND  
2003-04, 2004-05 and 2005-06 Appropriations**

	2003-04	2004-05	2005-06
<b>Public Schools</b>			
Assistance to Low Performing Schools	\$ 998,000	\$ 5,500,000	\$ -
Class Size Reduction	80,000,007	97,904,975	75,718,007
Class Size Reduction Lottery Capital Outlay Program (Debt Service) <sup>(1)</sup>	56,000,000	43,902,077	43,902,077
Classrooms First Bond Program (Debt Service and Projects)	169,000,000	169,000,000	169,000,000
Education Partnerships	-	4,000,000	-
Excellent Teaching	475,000	-	-
Florida Information Resource Network/Reading	-	7,850,221	-
Florida School for the Deaf and Blind	130,000	-	-
Instructional Technology	-	1,000,000	-
K-8 Virtual Education	4,800,000	4,640,000	-
Mentoring/Student Assistance Initiatives	12,250,000	13,895,000	-
Public School Technology	2,250,000	-	-
Reading Programs	-	38,149,779	-
School and Instructional Enhancements	160,000	660,000	-
School District Discretionary Lottery Funds*	123,449,842	103,449,842	146,240,454
School Recognition/Merit Schools	140,000,000	160,000,000	117,209,388
Supplemental Academic Instruction	25,000,000	-	-
Teacher Professional Development	87,151	87,151	-
	<u>614,600,000</u>	<u>650,039,045</u>	<u>552,069,926</u>
<b>Workforce Education</b>			
Critical Jobs Initiative	-	-	4,706,750
	-	-	<u>4,706,750</u>
<b>Community Colleges</b>			
Community College Lottery Funds*	93,900,000	98,900,000	101,100,000
Critical Jobs Initiative	-	-	5,700,000
Facilities Matching Program	-	-	-
Program Challenge Grants	30,179,148 **	-	-
	<u>124,079,148</u>	<u>98,900,000</u>	<u>106,800,000</u>
<b>State Universities</b>			
Education and General Activities*	86,731,478	111,473,560	122,286,758
UF - Institute of Food and Agricultural Sciences	5,087,910	9,563,810	8,720,592
University of South Florida Medical Center	2,601,539	2,698,719	2,698,719
University of Florida Health Center	4,132,041	4,490,799	4,490,799
Florida State University Medical School	3,132	3,132	3,132
Facility Enhancement Challenge Grants	-	-	-
Challenge Grants	65,412,699 **	1,541,246	6,500,000
	<u>163,968,799</u>	<u>129,771,266</u>	<u>144,700,000</u>
<b>State Board of Education</b>			
Assessment and Evaluation	-	5,000,000	-
Total	-	<u>5,000,000</u>	-
<b>Student Financial Aid</b>			
Florida's Bright Futures Scholarship Program	235,688,631	275,989,784 ***	311,772,580
Other State Student Financial Aid	20,424,250	20,461,369	18,127,420
	<u>256,112,881</u>	<u>296,451,153</u>	<u>329,900,000</u>
<b>Total Department</b>	<u>\$ 1,158,760,828</u>	<u>\$ 1,180,161,464</u>	<u>\$ 1,138,176,676</u>

\* District School Boards, Community College Boards of Trustees and the University Board of Trustees determine the expenditure of these funds to enhance education.

\*\* Includes \$6,179,148 for Community Colleges and \$23,968,779 for Universities for Challenge Grants from House Bill 43E.

\*\*\* In 2004-05, a \$7,883,680 budget amendment to Bright Futures was approved.

(1) Additional fixed capital outlay appropriations were received in the Lottery Capital Outlay Trust Fund for bonded projects to reduce class size. These appropriations are funded through the issuance of bonds supported by lottery revenues. The debt service reflects payments on the bonds.



**EDUCATIONAL ENHANCEMENT (LOTTERY) TRUST FUND  
1999-00, 2000-01, 2001-02 and 2002-03 Appropriations**

	1999-00	2000-01	2001-02	2002-03
<b>Public Schools</b>				
School District Discretionary Lottery Funds *	\$ 151,176,000	\$ 190,125,000	\$ 195,250,000	\$ 184,155,000
School Recognition/Merit Schools **	15,000,000	60,000,000	113,500,000	122,770,000
Classrooms First Bond Program (Debt Service and Projects)	180,000,000	180,000,000	180,000,000	180,000,000
Assistance to Low Performing Schools	-	17,250,000	3,776,000 ***	-
Pre-School Coalition Incentive Funds	2,085,000	2,085,000	-	-
School Readiness Partnership	1,075,000	1,075,000	-	-
Pre-School Projects	103,765,000	103,765,000	-	-
Public School Technology	-	-	62,400,000	-
Reading Programs	-	-	-	***
Mentoring/Student Assistance Initiatives	-	-	12,390,000 ***	12,300,000 +
Communities in Schools	-	-	1,000,000	-
Teacher Professional Development	-	-	-	***
School and Instructional Enhancements	-	-	489,790 ***	-
Teacher Training	-	-	7,354,210	-
Excellent Teaching	-	-	-	10,246,506
Extended School Year	-	-	-	5,000,000
Exceptional Education	-	-	-	***
Teacher Recruitment Campaign	-	-	250,000	-
<b>Total</b>	<b>453,101,000</b>	<b>554,300,000</b>	<b>576,410,000</b>	<b>514,471,506</b>
<b>Community Colleges</b>				
Community College Lottery Funds *	95,170,000	102,200,000	94,687,500	92,900,000
Performance Based Incentive Programs	2,000,000	-	-	-
Information Technology Enhancement Grants	-	-	1,992,010	8,446,245
Library Automation	-	-	2,000,000	-
<b>Total</b>	<b>97,170,000</b>	<b>102,200,000</b>	<b>98,679,510</b>	<b>101,346,245</b>
<b>State Universities</b>				
Education and General Activities *	75,809,222	89,509,540	81,849,166	84,762,878
UF-Institute of Food and Agricultural Sciences	9,047,048	5,322,263	5,445,038	5,087,910
University of South Florida Medical Center	4,224,159	2,898,477	2,822,040	2,601,539
University of Florida Health Center	8,089,571	4,468,183	4,571,256	4,132,041
Florida State University Medical School	-	-	-	3,132
I-4 Corridor/High Technology Research	-	-	-	5,000,000
Board of Governors - Challenge Grants	6,897,504	-	3,992,010	8,441,246
<b>Total</b>	<b>104,067,504</b>	<b>102,198,463</b>	<b>98,679,510</b>	<b>110,028,746</b>
<b>State Board of Education</b>				
Bright Futures Testing Program	-	-	-	7,905,600
<b>Total</b>	<b>-</b>	<b>-</b>	<b>-</b>	<b>7,905,600</b>
<b>Student Financial Aid</b>				
Florida's Bright Futures Scholarship Program	130,000,000	143,100,000	202,000,000	218,970,000
Other State Student Financial Aid	-	19,400,000	19,415,980	16,777,894
<b>Total</b>	<b>130,000,000</b>	<b>162,500,000</b>	<b>221,415,980</b>	<b>235,747,894</b>
<b>Total Department</b>	<b>\$ 784,338,504</b>	<b>\$ 921,198,463</b>	<b>\$ 995,185,000</b>	<b>\$ 969,499,991</b>

\* District School Boards, Community College Boards of Trustees and the University Board of Trustees determine the expenditure of these funds to enhance education.

\*\* In 1999-00, an additional \$15 million budget amendment was approved.

In 2000-01, an additional \$24 million budget amendment was approved.

\*\*\* Assistance to Low Performing Schools, vetoed \$3,280,000; Reading Programs, vetoed \$1,731,428; Mentoring/Student Assistance Initiatives, vetoed \$1,425,000; Teacher Professional Development, vetoed \$1,250,000; School and Instructional Enhancements, vetoed \$6,843,572; Exceptional Education, vetoed \$600,000. The net decrease to the original appropriation was \$15,130,000, for an adjusted appropriation total of \$930,870,000.

NOTE: 2001-02 Special Session C added an additional \$25,000,000 to the School District Discretionary Lottery Fund; added \$34,325,000 to Public School Technology; reduced Assistance to Low Performing Schools by \$944,000; reduced Mentoring/Student Assistance Initiatives by \$710,000; added \$7,354,210 for Teacher Training; reduced School and Instructional Enhancements by \$460,210; and reduced Teacher Recruitment Campaign by \$250,000. The net increase to the adjusted appropriation was \$64,315,000, for a total of \$995,185,000.

+ Mentoring/Student Assistance Initiatives, vetoed \$300,000.

**EDUCATIONAL ENHANCEMENT (LOTTERY) TRUST FUND**  
**1995-96, 1996-97, 1997-98 and 1998-99 Appropriations**  
**1997-98 Revised Pursuant to House Bill 17-A**

	1995-96	1996-97	1997-98	1998-99
<b>Public Schools</b>				
School District Discretionary Lottery Funds *	\$ 476,062,645	\$ 463,290,000	\$ 232,070,289	\$ 183,975,000
School Recognition/Merit Schools	-	-	-	5,390,000
Classrooms First Bond Program (Debt Service and Projects)	-	-	180,000,000	180,000,000
Coalition Incentive Funds	-	-	-	3,000,000
Technology Matching Grants	-	-	**	-
Pre-School Projects	104,167,355	107,000,000	106,925,000	103,925,000
Total	<u>580,230,000</u>	<u>570,290,000</u>	<u>518,995,289</u>	<u>476,290,000</u>
<b>Community Colleges</b>				
Community College Lottery Funds *	116,550,000	120,660,000	109,229,348	98,900,000
Community College Endowment	2,750,000	2,750,000	-	-
Nursing Education Challenge Grant Fund	800,000	800,000	-	-
Incentive Grants - Expanded Program	2,250,000	-	-	-
Endowment Matching Fund	-	-	-	1,155,000
Performance Based Incentive Program	2,000,000	2,000,000	2,000,000	2,000,000
Transfer to FIRN	-	-	150,000	-
Total	<u>124,350,000</u>	<u>126,210,000</u>	<u>111,379,348</u>	<u>102,055,000</u>
<b>State Universities</b>				
State University System Lottery Funds *	122,150,000	127,210,000	-	-
Education and General Activities *	-	-	88,167,837	78,065,877
UF-Institute of Food and Agriculture Sciences	-	-	9,718,244	9,628,107
University of South Florida Medical Center	-	-	4,578,866	4,531,456
University of Florida Health Center	-	-	8,764,401	8,674,560
Challenge Grants	2,250,000	5,000,000	-	12,932,965
Total	<u>124,400,000</u>	<u>132,210,000</u>	<u>111,229,348</u>	<u>113,832,965</u>
<b>Student Financial Aid</b>				
Florida's Bright Futures Scholarship Program	-	-	75,000,000	120,000,000
Prepaid Tuition Scholarships	-	-	2,000,000	-
Minority Teacher Scholarship Program	-	-	3,000,000	-
Total	<u>-</u>	<u>-</u>	<u>80,000,000</u>	<u>120,000,000</u>
<b>Total Department</b>	<u>\$ 828,980,000</u>	<u>\$ 828,710,000</u>	<u>\$ 821,603,985</u>	<u>\$ 812,177,965</u>

\* District School Boards, Community College Boards of Trustees and the University Board of Trustees determine the expenditure of these funds to enhance education.

\*\* \$5,000,000 Vetoed

Notes:

Due to a revenue shortfall in 1995-96, appropriations were reduced as follows: Public Schools, \$3,080,000; Community Colleges, \$660,000; and State Universities, \$660,000.

Due to a revenue shortfall in 1996-97, appropriations were reduced as follows: Public Schools, \$10,010,000; Community Colleges, \$2,145,000; and State Universities, \$2,145,000.

**EDUCATIONAL ENHANCEMENT (LOTTERY) TRUST FUND**  
**1991-92, 1992-93, 1993-94 and 1994-95 Appropriations**

	<u>1991-92</u>	<u>1992-93</u>	<u>1993-94</u>	<u>1994-95</u>
<b>Public Schools</b>				
School District Discretionary Lottery Funds *	\$ 505,639,799	\$ 505,427,645	\$ 483,527,645	\$ 502,032,645
Instructional Strategies Enhancement	8,857,846	-	-	-
High Performance Incentive Program	4,000,000	-	-	-
Performance Based Incentive Program	-	-	-	2,000,000
Public School Technology	-	-	38,900,000	56,000,000
Pre-School Projects	<u>78,572,355</u>	<u>78,572,355</u>	<u>78,572,355</u>	<u>104,167,355</u>
Total	<u>597,070,000</u>	<u>584,000,000</u>	<u>601,000,000</u>	<u>664,200,000</u>
<b>Community Colleges</b>				
Community College Lottery Funds *	124,365,000	121,650,000	123,851,436	125,782,430
Library Resources	-	-	-	5,429,471
Auxiliary Learning Aids	-	-	-	998,700
Endowment Matching Fund	2,750,000	2,750,000	2,750,000	5,500,000
Library Automation	-	-	1,498,564	989,399
Performance Based Incentive Program	-	-	-	2,000,000
Nursing Education Challenge Grant Fund	<u>800,000</u>	<u>800,000</u>	<u>800,000</u>	<u>1,600,000</u>
Total	<u>127,915,000</u>	<u>125,200,000</u>	<u>128,900,000</u>	<u>142,300,000</u>
<b>State Universities</b>				
State University System Lottery Funds *	124,515,000	113,641,421	104,541,421	128,230,000
Library Resources	-	3,258,579	3,258,579	4,565,000
Transfer to Major Gifts Trust Fund	-	-	2,200,000	3,564,920
Transfer to Eminent Scholars Trust Fund	-	-	2,200,000	3,564,920
Student Financial Aid	-	8,300,000	8,300,000	-
Facility Enhancement Challenge Grant	<u>3,400,000</u>	<u>-</u>	<u>8,400,000</u>	<u>2,375,160</u>
Total	<u>127,915,000</u>	<u>125,200,000</u>	<u>128,900,000</u>	<u>142,300,000</u>
<b>Total Department</b>	<u><u>\$ 852,900,000</u></u>	<u><u>\$ 834,400,000</u></u>	<u><u>\$ 858,800,000</u></u>	<u><u>\$ 948,800,000</u></u>

\* District School Boards, Community College Boards of Trustees and the University Board of Trustees determine the expenditure of these funds to enhance education.

Note: Due to a revenue shortfall for 1994-95, appropriations were reduced as follows: Public Schools, \$15,890,000; Community Colleges, \$3,405,000; and State Universities, \$3,405,000.

**EDUCATIONAL ENHANCEMENT (LOTTERY) TRUST FUND  
1989-90 and 1990-91 Appropriations**

	1989-90	1990-91
<b>Public Schools</b>		
Florida Education Finance Program	\$ 456,234,934	\$ 534,569,316
Transportation	18,000,000	14,795,770
School Bus Replacement	20,000,000	15,500,000
Instructional Materials	10,000,000	22,622,442
Compensatory Education	639,822	2,601,879
Diagnostic and Learning Resource Centers	33,262	134,100
Community Schools	1,300,000	1,300,000
Student Development Services	621,562	672,831
School Volunteer Program	100,000	102,070
PREP (K-3 Improvement)	13,069,151	15,230,461
Writing Skills	590,562	603,446
Summer Inservice Institutes	11,250,000	812,500
Safe Schools/School Resource Officers	362,237	4,630,825
Regional Centers of Excellence	425,000	555,699
School Principals Inservice Training	394,060	-
Teachers As Advisors	646,132	678,439
Dropout Prevention	8,194,153	4,596,756
Middle Childhood (PRIME)	31,327,205	33,755,539
Merit Schools	10,000,000	-
In-School Child Care	1,500,000	1,389,248
Elementary School Foreign Language	2,754,396	2,684,336
Pre-School Projects	49,187,748	47,268,878
Math/Science/Computer Plan	350,000	300,000
Instructional Technology	11,000,000	21,480,020
Middle School Advisement	1,976,000	2,846,800
Literacy Centers	300,000	300,000
Curriculum Development and Renewal	335,000	-
Education Improvement Grants	225,000	100,000
Education/Business Cooperation	1,280,000	1,860,000
Restructuring Learning	750,000	1,000,000
Model Schools Consortium	2,000,000	-
International Science Fair	100,000	-
Governor's Summer Colleges Program	250,000	231,541
Interagency Student Services/Cities in Schools	500,000	-
High Performance Incentive Program	10,000,000	2,924,732
Panhandle Area Ed Coop	250,000	-
School Board Training	125,000	-
Summer Science Teacher Training	500,000	-
Math & Science Stipends	750,000	500,000
Library Media Materials	10,785,614	10,452,341
Teacher of the Year	29,250	-
School Related Person of the Year	9,625	-
Blueprint for Career Preparation	-	2,329,736
Pre-Teachers and Teacher Education Pilot Projects	-	112,500
<b>Total</b>	<b>678,145,713</b>	<b>748,942,205</b>
<b>Community Colleges</b>		
Community College Program Fund	47,369,298	63,833,981
Endowment Matching Fund	2,750,000	2,750,000
General Office	30,000	160,000
Instructional Equipment	4,841,689	4,841,689
Sunshine State Skills Program	3,931,202	1,506,881
Community College M.I.S.	40,000	-
Library Automation	3,000,000	3,000,000
Literacy Centers	400,000	500,000
Deferred Maintenance	2,500,000	2,500,000
Quality Improvements	3,000,000	2,000,000 *
Learning Resource Centers Materials	6,000,000	6,000,000
Program Reviews	4,515,958	475,000
Technology Transfer Centers	650,000	-
Nursing Education Challenge Grant Fund	500,000	800,000
Small and Minority Business Entrepreneurial Center	100,000	-
Miami Book Fair International	100,000	100,000
Microcomputer Education for the Disabled	-	50,000
Appleton Museum - Central Florida Community College	-	194,287
<b>Total</b>	<b>79,728,147</b>	<b>88,711,838</b>
<b>State Universities</b>		
Education and General Activities	86,581,022	112,540,656
UF - Institute of Food and Agricultural Sciences	3,726,443	3,250,572
UF - Health Center	5,505,659	3,487,178
USF - Medical Center	1,186,034	1,725,358
General Office	35,349,551	18,432,637
Salary Increases	6,433,236	-
Teacher Education Centers	2,572,281	2,572,281
<b>Total</b>	<b>141,354,226</b>	<b>142,008,682</b>

\* College Level Academic Skills Test (CLAST)

(continued)

**EDUCATIONAL ENHANCEMENT (LOTTERY) TRUST FUND  
1989-90 and 1990-91 Appropriations (continued)**

	1989-90	1990-91
Other Postsecondary Programs		
Postsecondary Education Planning Commission	317,155	-
Scholarships and Grants	4,986,200	8,448,056
Auxiliary Learning Aids/PS Handicapped	100,000	1,328,978
College Reach Out Program	794,250	1,200,000
Technological Research & Development Authority	615,800	-
Gold Seal Diploma Scholar	100,000	-
FSU Professor Exchange	40,000	-
Edward Waters Upgrade	-	250,000
Bethune-Cookman Challenger	-	338,411
Bethune-Cookman College of Education	-	338,411
University of Miami Medical School Minority Affairs	-	143,378
Historically Black Colleges/Universities Library Fund	-	193,378
University of Miami Comprehensive Drug Prevention	-	100,000
Edward Waters - Building Restoration Match	-	500,000
Total	6,953,405	12,840,612
Other Programs and Services		
Florida School for the Deaf and the Blind	13,450	25,297
Other State Services	18,430,859	-
Industry Services	405,702	405,702
Vocational Business Exchange Program	150,000	150,000
New World School of the Arts	289,603	179,603
International Education Linkages	500,000	550,000
Hemispheric Policy Study Center	100,000	-
Centers of Agriculture Enhancement	275,420	62,067
Centers of Automotive Enhancement	60,000	600,000
Basic Skills-Vocational Students	662,000	-
Volunteer Literacy Corps	20,000	-
Computer Integrated Manufacturing	300,000	150,000
Endowment for Cuban-American Studies	1,000,000	-
Education Leadership Fund	7,163	-
Public Broadcasting	4,386,057	999,634
Education Outreach/International Volunteer Program	83,718	-
Florida Endowment for the Humanities	100,000	-
Florida Information Resource Network	4,048,569	-
Government Close Up Program	27,500	-
Management Training Act	1,700,000	-
Education Management Improvement	250,000	-
Health Occupations Education Enhancement	-	289,000
Humanities Outreach - Tampa	-	250,000
Total	32,810,041	3,661,303
Fixed Capital Outlay		
Transfer to PECO Trust Fund	49,945,359	-
Transfer to State Infrastructure Trust Fund	150,000,000	-
UF/Biotechnology Center (Planning)	600,000	-
UF/Biotechnology Matching Funds	-	1,550,000
FAU/Davie Campus (s,p,c,e)	2,000,000	-
FIU/Holocaust Center	70,000	-
UF/College of Dentistry Building Completion and Equipment	600,000	-
Sumter County/Bushnell and Wildwood High Schools	150,000	-
Columbia County/Columbia County High School	1,400,000	-
Union County/Roof Repair	700,000	-
K - 12 Capital Outlay Projects	-	2,405,000
UF/Vet Medicine Teaching Hospital Expansion Phase II	1,750,000	-
UF/Floyd Hall Renovation	2,021,100	-
UF/Library East - Renovation / Restoration	1,900,000	-
USF/Sarasota Caples Project Completion	450,000	-
USF/Center for Economic Education	237,500	-
USF/Eye Institute Completion	360,000	-
USF/Psychiatric Hospital Completion	400,000	-
UWF/Performing Arts Completion	279,950	-
SUS Facility Enhancement Challenge Grants	-	2,065,000
Total	212,863,909	6,020,000
Total Department	\$ 1,151,855,441	\$ 1,002,184,640

**EDUCATIONAL ENHANCEMENT (LOTTERY) TRUST FUND  
1987-88 and 1988-89 Appropriations**

	<u>1987-88</u>	<u>1988-89</u>
Public Schools		
Florida Education Finance Program	\$ 20,000,000	\$ 183,000,000
School Bus Replacement	5,000,000	-
Council on Environmental Education	-	18,000
PREP (K-3 Improvement)	8,500,000	9,677,414
Summer Inservice Institutes	9,925,210	9,725,210
Regional Centers of Excellence	-	425,000
Dropout Prevention	2,563,000	1,485,000
Middle Childhood (PRIME)	15,000,000	15,000,000
Master Teacher Program	13,113,871	-
Merit Schools	10,000,000	10,000,000
Literacy Centers	300,000	150,000
Pre-School Projects	-	23,050,000
Curriculum Development and Renewal	-	235,000
Florida Dropout Identification System	-	50,000
Governor's Summer Colleges Program	-	250,000
Library Media Materials	-	5,531,180
Compact Pilot Program	500,000	-
Total	<u>84,902,081</u>	<u>258,596,804</u>
Community Colleges		
Community College Program Fund	2,840,484	15,927,578
Endowment Matching Fund	2,000,000	-
General Office	70,653	23,400
Instructional Equipment	5,116,689	4,846,689
Library Books	1,760,500	-
Student Articulation System-Administration	72,375	-
Sunshine State Skills Program	3,000,000	3,985,702
Community College M.I.S.	-	40,000
Hispanic Vocational Program	-	100,000
Library Automation	-	310,750
Literacy Centers	400,000	200,000
Deferred Maintenance	4,900,000	2,000,000
Quality Improvements	-	3,337,196
Community College Student Data	-	1,000,020
Learning Resource Centers Materials	-	4,535,240
Program Reviews	-	1,785,000
Total	<u>20,160,701</u>	<u>38,091,575</u>
State Universities		
Education and General Activities	9,561,600	15,818,000
UF-Institute of Food and Agricultural Sciences	1,783,006	830,137
USF-Florida Medical Center	265,403	291,943
University of Florida Health Center	837,054	695,039
General Office	19,750,000	4,600,000
Florida Mental Health Institute	57,000	-
Teacher Education Centers	-	2,572,281
Total	<u>32,254,063</u>	<u>24,807,400</u>
Other Postsecondary Programs		
Scholarships and Grants	-	2,976,200
Auxiliary Learning Aids/PS Handicapped	-	100,000
Enhance Electronics	-	512,500
Total	<u>-</u>	<u>3,588,700</u>
Other Programs and Services		
Truck Drivers Training Program	1,662,500	475,000
Vocational Business Exchange Program	150,000	150,000
International Education Linkages	300,000	-
Hemispheric Policy Study Center	200,000	100,000
Other State Services	-	400,000
Industry Services	-	405,702
Centers of Agriculture Enhancement	-	50,000
Centers of Automotive Enhancement	-	775,000
Basic Skills - Vocational Students	-	225,000
Total	<u>2,312,500</u>	<u>2,580,702</u>
Fixed Capital Outlay		
Transfer to PECO Trust Fund	4,862,581	-
Total	<u>4,862,581</u>	<u>-</u>
Total Department	<u>\$ 144,491,926</u>	<u>\$ 327,665,181</u>

**2014-15 PROGRAMS AND PROJECTS FUNDED FROM  
THE EDUCATIONAL ENHANCEMENT (LOTTERY) TRUST FUND**

**PUBLIC SCHOOL SYSTEM**

**SPECIFIC APPROPRIATION 3: CLASSROOMS FIRST AND 1997 SCHOOL CAPITAL OUTLAY BOND PROGRAMS**

Educational Enhancement Trust Fund: Chapter 2014-51, Laws of Florida (L.O.F.), Specific Appropriation 3: \$155,882,941

Funds in Specific Appropriation 3 are for the cash and debt service requirements of the Classrooms First and 1997 School Capital Outlay Bond programs established in Chapter 97-384, L.O.F.

Proviso language allows for funds in Specific Appropriation 3 to be transferred using nonoperating budget authority into the Lottery Capital Outlay and Debt Service Trust Fund, pursuant to section 1013.71, Florida Statutes (F.S.), for the payment of debt service and project expenditures. There is appropriated from the Lottery Capital Outlay and Debt Service Trust Fund, an amount sufficient to enable the payment of debt service obligations and projects resulting from these transfers.

During the 20-year period of the 1997 School Capital Outlay Bond Program, over \$2.0 billion in revenue will be available to public school districts for the construction of permanent classroom facilities. See page 40 for the authorized project funding by district. The \$156.0 million appropriation in Specific Appropriation 1 is used to pay the annual debt service obligation on the lottery bonds and to provide cash for projects in districts that elected not to participate in the issuance of bonds. Programs funded from the proceeds are described below.

The Classrooms First Program provided funds to school districts for new construction, renovation, remodeling, repair or maintenance of educational facilities. Funds were allocated as follows: 25 percent based on capital outlay full-time equivalent membership, 65 percent based on growth in capital outlay full-time equivalent membership and 10 percent based on the “sum of the years’ digits” formula in section 1013.64(1)(a), F.S. Districts could use the cash from their share of the appropriation for new construction, renovation, remodeling, major repair, maintenance of educational facilities or to pay debt service on bonds issued by the state on their behalf for these purposes. Proceeds from such bond issues were expended first to provide permanent classroom facilities.

The Classrooms First Program was initiated to fund or partially fund the construction of new schools and additions to existing schools in order to provide permanent classroom facilities. This program has been funded through the issuance of revenue bonds supported by lottery revenues. Lottery-based funds have been encumbered and/or expended by the public school districts for capital outlay projects including the construction of new schools and additions to existing schools, as well as the renovation and remodeling of existing schools.

Also funded from the proceeds were the School Infrastructure Thrift (SIT) Program awards, the Small County Assistance Program and Effort Index grants. The SIT program provided incentive grants to districts for savings realized through functional, frugal school construction. The Small County Assistance Program provided funds to school districts in counties with a population under 75,000 that had an urgent need for a school facility or major school building expansion, repairs and renovations, but lacked sufficient resources over a three-year period to complete such projects. The Effort Index Grant Program provided grants to assist districts that demonstrated a specified level of local funding and still had a need to build new student stations. The funds for these programs have also been fully disbursed by the Florida Department of Education to the qualifying districts.

#### **SPECIFIC APPROPRIATION 4: CLASS SIZE REDUCTION LOTTERY CAPITAL OUTLAY PROGRAM**

Educational Enhancement Trust Fund: Chapter 2014-51, L.O.F., Specific Appropriation 4: \$152,836,215

Proviso language allows for funds provided in Specific Appropriation 4 to be transferred using nonoperating budget authority to the Lottery Capital Outlay and Debt Service Trust Fund, pursuant to section 1013.71, F.S., for the payment of debt service. There is appropriated from the Lottery Capital Outlay and Debt Service Trust Fund an amount sufficient to enable the payment of debt service resulting from these transfers.

Additionally, proviso language sets forth that funds provided in Specific Appropriation 4 are for fiscal year 2014-15 debt service obligations on all bonds authorized pursuant to section 1013.737, F.S., including any other continuing payments necessary or incidental to the repayment of the bonds. These funds may be used to refinance any or all bond series if it is in the best interest of the state.

The Class Size Reduction Lottery Capital Outlay Program, referred to as the “Classrooms for Kids Program,” was established to provide funding to public school districts for the purpose of meeting constitutional class size reduction requirements. Additionally, the District Effort Recognition Program was established to also provide funds to eligible public school districts for capital outlay purposes to reduce class size or for any lawful capital outlay purpose if the class size maximum has been met by a qualifying public school district. The first state appropriation for these programs, in an aggregate amount of \$600,000,000, was approved by the Legislature for fiscal year 2003-04. Additional appropriations of \$654,697,990 for fiscal year 2006-07 and \$650,000,000 for fiscal year 2007-08 have been approved by the Legislature to fund class size reduction projects. These appropriations have been funded through the issuance of revenue bonds supported by lottery revenues, with specific appropriation 4 being used to pay the annual debt service obligation on outstanding lottery bonds. See page 40 for the authorized bonded project funding by district. For fiscal years 2004-05 and 2005-06, class size reduction appropriations were granted from other revenue sources.



Section 1013.735, Florida Statutes - Classrooms for Kids Program --

- (1) ALLOCATION.--The department shall allocate funds appropriated for the Classrooms for Kids Program. It is the intent of the Legislature that this program be administered as nearly as practicable in the same manner as the capital outlay program authorized under s. 9(a), Art. XII of the State Constitution. Each district school board's share of the annual appropriation for the Classrooms for Kids Program must be calculated according to the following formula:
  - (a) Twenty-five percent of the appropriation shall be prorated to the districts based on each district's percentage of K-12 base capital outlay full-time equivalent membership, and 65 percent shall be based on each district's percentage of K-12 growth capital outlay full-time equivalent membership as specified for the allocation of funds from the Public Education Capital Outlay and Debt Service Trust Fund by s. 1013.64(3).
  - (b) Ten percent of the appropriation must be allocated among district school boards according to the allocation formula in s. 1013.64(1)(a), excluding adult vocational technical facilities.
- (2) DISTRICT PARTICIPATION.--In order to participate in the Classrooms for Kids Program, a district school board shall:
  - (a) Enter into an interlocal agreement pursuant to s. 1013.33.
  - (b) Certify that the district's inventory of facilities listed in the Florida Inventory of School Houses is accurate and up-to-date pursuant to s. 1013.31.
- (3) USE OF FUNDS.--In order to increase capacity to reduce class size, a district school board shall expend the funds received pursuant to this section only to:
  - (a) Construct, renovate, remodel, or repair educational facilities that are in excess of projects identified in the district's 5-year work program adopted prior to March 15, 2003; or
  - (b) Purchase or lease-purchase relocatable facilities that are in excess of relocatables identified in the district's 5-year work program adopted prior to March 15, 2003.

History.--s. 4, ch. 2003-391; s. 4, ch. 2004-42.

Section 1013.736, Florida Statutes - District Effort Recognition Program.--

- (1) RECOGNITION FUNDS.--From funds appropriated by the Legislature, district effort recognition capital outlay grants shall be made to eligible school districts in accordance with the provisions of this section and the General Appropriations Act. The funds appropriated in this section are not subject to the provisions of s. 216.301.
- (2) ELIGIBILITY.--Annually, the Department of Education shall determine each district's compliance with the provisions of s. 1003.03 and determine the district's eligibility to receive a district effort recognition grant for local school facilities projects pursuant to this section. Districts shall be eligible for a district effort recognition grant based upon participation in any of the following:
  - (a) The district levies a half-cent school capital outlay surtax authorized in s. 212.055(6).

- (b) The district participates in the levy of the local government infrastructure sales surtax authorized in s. 212.055(2).
  - (c) The district levies voted millage for capital outlay purposes as authorized in s. 9, Art. VII of the State Constitution.
- (3) **DISTRICT EFFORT RECOGNITION PROGRAM.**--The department shall annually calculate a district effort amount for each district by September 1 after each fiscal year. The total amount of revenue for the prior year from each revenue levied as described in subsection (2) shall be divided by the number of months for which revenue was received and multiplied by the number of authorized months remaining in each voter referendum. The amount so determined for each revenue levied shall be totaled. The Department of Revenue shall report the amount of voter-approved revenue described in paragraphs (2)(a) and (b). The district shall report the amount of revenue described in paragraph (2)(b) identified for district fixed capital outlay in the prior fiscal year. To determine the amount of revenue levied pursuant to paragraph (2)(c), the district shall annually report to the Department of Education the outstanding debt service by bond series and date of maturity. The total of annual debt service to maturity remaining as of July 1 of each year shall be added to the other revenues levied pursuant to paragraphs (2)(a) and (b) in determining the total district effort amount. Only the amount of voter-approved revenue described in paragraph (2)(b) which has been identified for district fixed capital outlay from the prior fiscal year shall be used in the calculation.
- (4) **ALLOCATION AND DISTRIBUTION OF FUNDS.**--The department shall allocate the annual amount of funds provided among all eligible districts based upon the district's proportion of the funds as determined in subsection (3). Funds shall be distributed once a district has encumbered the funds.
- (5) **USE OF FUNDS.**--School districts that do not meet the constitutional class size maximums described in s. 1003.03(1) must use the funds for capital outlay to reduce class size. School districts that meet the constitutional class size maximum may use the funds for any lawful capital outlay purpose.

History.--s. 5, ch. 2003-391.

**SPECIFIC APPROPRIATION 9: FLORIDA EDUCATION FINANCE PROGRAM**

Educational Enhancement Trust Fund: Chapter 2014-51, L.O.F., Specific Appropriation 9: \$242,352,820

Funds provided in Specific Appropriation 9 are allocated in Specific Appropriation 96.

In 1973, the Florida Legislature enacted the Florida Education Finance Program (FEFP) and established the state policy on equalized funding to guarantee to each student in the Florida public education system the availability of programs and services appropriate to his or her educational needs that are substantially equal to those available to any similar student notwithstanding geographic differences and varying local economic factors.

To provide equalization of educational opportunity, the FEFP formula recognizes: (1) varying local property tax bases; (2) varying education program costs; (3) varying costs of living; and (4) varying costs for equivalent educational programs due to sparsity and dispersion of the student population. Section 1011.62, F.S., outlines the formula that must be used to calculate funding through the FEFP.

The FEFP is the primary mechanism for funding the operating costs of Florida school districts. A key feature of the FEFP is that it bases financial support for education upon the individual student participating in a particular educational program rather than upon the number of teachers or classrooms. FEFP funds are primarily generated by multiplying the number of full-time equivalent (FTE) students in each of the funded education programs by cost factors to obtain weighted FTE students. Weighted FTE students are then multiplied by a base student allocation and by a district cost differential in the major calculation to determine the base funding from state and local FEFP funds.

The Florida Education Finance Program has a total appropriation of \$7,499,962,017 that is funded with \$242,352,820 from the Educational Enhancement Trust Fund, \$7,087,439,923 from General Revenue and \$170,169,274 from the State School Trust Fund.

#### **SPECIFIC APPROPRIATION 10: CLASS SIZE REDUCTION**

Educational Enhancement Trust Fund: Chapter 2014-51, L.O.F., Specific Appropriation 10: \$103,776,356

Funds in Specific Appropriations 10 and 97 are provided to implement the requirements of sections 1003.03 and 1011.685, F.S. The class size reduction allocation factor for grades pre-kindergarten to grade 3 shall be \$1,325.01, for grades 4 to 8 shall be \$903.80, and for grades 9 to 12 shall be \$905.98. The class size reduction allocation shall be recalculated based on enrollment through the October 2014 FTE survey except as provided in section 1003.03(4), F.S. If the total class size reduction allocation is greater than the appropriations in Specific Appropriations 10 and 97, funds shall be prorated to the level of the appropriation based on each district's calculated amount. The Commissioner of Education may withhold disbursement of these funds until a district is in compliance with reporting information required for class size reduction implementation.

Class Size Reduction has a total appropriation of \$3,013,103,776 that is funded with \$103,776,356 from the Educational Enhancement Trust Fund, \$86,161,098 from the State School Trust Fund and \$2,823,166,322 from General Revenue.

**SPECIFIC APPROPRIATION 11: DISTRICT LOTTERY AND SCHOOL RECOGNITION PROGRAM**

Educational Enhancement Trust Fund: Chapter 2014-51, L.O.F., Specific Appropriation 11: \$134,582,877

Funds provided in Specific Appropriation 11 are provided for the Florida School Recognition Program to be allocated as awards of up to \$100 per student to qualified schools pursuant to section 1008.36, F.S.

If there are funds remaining after payment to qualified schools, the balance shall be allocated to all school districts based on each district’s K-12 base funding. From these funds, school districts shall allocate up to \$5 per unweighted student to be used at the discretion of the school advisory council pursuant to section 24.121(5), F.S. If funds are insufficient to provide \$5 per student, the available funds shall be prorated.

**SPECIFIC APPROPRIATION 13: WORKFORCE DEVELOPMENT**

Educational Enhancement Trust Fund: Chapter 2014-51, L.O.F., Specific Appropriation 13: \$82,412,304

Funds in Specific Appropriation 13 are provided for school district workforce education programs as defined in section 1004.02(25), F.S., and are allocated along with other Workforce Development funds in Specific Appropriation 122 as follows:

Alachua .....	\$197,339
Baker .....	\$132,141
Bay .....	\$3,151,116
Bradford .....	\$984,411
Brevard.....	\$3,420,675
Broward.....	\$71,472,463
Calhoun.....	\$86,959
Charlotte.....	\$2,528,378
Citrus.....	\$2,688,261
Clay .....	\$847,812
Collier .....	\$8,291,946
Columbia.....	\$299,577
Miami-Dade .....	\$79,272,335
DeSoto.....	\$637,176
Dixie.....	\$66,726
Escambia.....	\$4,799,731
Flagler .....	\$1,780,859
Franklin.....	\$73,155
Gadsden.....	\$559,873
Glades .....	\$76,159
Gulf .....	\$155,209
Hamilton .....	\$70,581

Hardee .....	\$236,515
Hendry.....	\$224,482
Hernando.....	\$726,245
Hillsborough .....	\$27,966,241
Indian River .....	\$1,059,190
Jackson.....	\$299,502
Jefferson.....	\$91,544
Lafayette .....	\$70,298
Lake.....	\$4,868,423
Lee.....	\$9,704,616
Leon .....	\$6,287,075
Liberty.....	\$117,598
Madison.....	\$70,155
Manatee.....	\$9,346,968
Marion.....	\$3,901,683
Martin.....	\$1,281,811
Monroe.....	\$807,080
Nassau.....	\$604,669
Okaloosa .....	\$2,205,403
Orange.....	\$33,401,545
Osceola.....	\$6,159,721
Palm Beach .....	\$17,026,477
Pasco .....	\$2,502,267
Pinellas.....	\$25,808,527
Polk .....	\$9,498,822
Saint Johns .....	\$4,406,365
Santa Rosa.....	\$1,731,091
Sarasota.....	\$7,447,645
Sumter .....	\$102,718
Suwannee .....	\$884,995
Taylor.....	\$1,061,876
Union.....	\$97,301
Wakulla.....	\$171,354
Walton.....	\$682,225
Washington .....	\$3,039,653
Washington Special .....	\$59,526
DOE Workforce Student Information System Pilot .....	4,000,000

Section 1004.02(25), F.S. – “Workforce education” means adult general education or career education and may consist of a continuing workforce education course or a program of study leading to an occupational completion point, a career certificate, an applied technology diploma or a career degree.

Workforce Development has a total appropriation of \$369,544,488 that is funded with \$82,412,304 from the Educational Enhancement Trust Fund and \$287,132,184 from General Revenue.

**FLORIDA COLLEGES**

**SPECIFIC APPROPRIATION 5: FIXED CAPITAL OUTLAY DEBT SERVICE**

Educational Enhancement Trust Fund: Chapter 2014-51, L.O.F., Specific Appropriation 5: \$6,648,759

Funds in Specific Appropriation 5 for educational facilities are provided for debt service requirements associated with bond proceeds from the Lottery Capital Outlay and Debt Service Trust Fund included in Specific Appropriations 17 and 17A of Chapter 2012-118, L.O.F., authorized pursuant to section 1013.737, F.S. Funds in Specific Appropriation 5 shall be transferred, using nonoperating budget authority, to the Lottery Capital Outlay and Debt Service Trust Fund. There is hereby appropriated from the Lottery Capital Outlay and Debt Service Trust Fund an amount sufficient to enable the payment of debt service resulting from these transfers.

From the funds provided in Specific Appropriation 5, \$4,594,292 shall be allocated to pay for fixed capital outlay debt service attributed to Florida colleges (\$2,054,467 is allocated to pay for fixed capital outlay debt service attributed to state universities).

**SPECIFIC APPROPRIATION 16: FLORIDA COLLEGE LOTTERY FUNDS**

Educational Enhancement Trust Fund: Chapter 2014-51, L.O.F., Specific Appropriation 16: \$254,972,113

Funds provided in Specific Appropriation 16 shall be allocated as follows:

Eastern Florida State College.....	\$9,620,497
Broward College .....	\$19,328,947
College of Central Florida .....	\$5,093,051
Chipola College .....	\$2,963,166
Daytona State College.....	\$11,572,173
Florida Southwestern State College.....	\$7,045,323
Florida State College at Jacksonville.....	\$17,400,506
Florida Keys Community College .....	\$1,479,810
Gulf Coast State College.....	\$4,875,934
Hillsborough Community College.....	\$13,087,719
Indian River State College .....	\$10,688,856
Florida Gateway College .....	\$3,027,316
Lake-Sumter State College .....	\$3,013,897
State College of Florida, Manatee-Sarasota.....	\$5,136,721
Miami Dade College .....	\$39,262,953
North Florida Community College .....	\$1,637,742
Northwest Florida State College.....	\$4,319,826
Palm Beach State College.....	\$12,804,319
Pasco-Hernando Community College.....	\$6,261,317
Pensacola State College .....	\$7,806,608

Polk State College.....	\$6,152,365
Saint Johns River State College.....	\$4,029,999
Saint Petersburg College.....	\$15,540,962
Santa Fe College.....	\$8,057,017
Seminole State College of Florida.....	\$8,703,376
South Florida State College.....	\$3,575,283
Tallahassee Community College.....	\$7,132,216
Valencia College.....	\$15,354,214

The Florida College System Program Fund has a total appropriation of \$1,132,423,739 that is funded with \$254,972,113 from the Educational Enhancement Trust Fund and \$877,451,626 from General Revenue.

**STATE UNIVERSITIES**

**SPECIFIC APPROPRIATION 5: FIXED CAPITAL OUTLAY DEBT SERVICE**

Educational Enhancement Trust Fund: Chapter 2014-51, L.O.F., Specific Appropriation 5: \$6,648,759

Funds in Specific Appropriation 5 for educational facilities are provided for debt service requirements associated with bond proceeds from the Lottery Capital Outlay and Debt Service Trust Fund included in Specific Appropriations 17 and 17A of chapter 2012-118, L.O.F., authorized pursuant to section 1013.737, F.S. Funds in Specific Appropriation 5 shall be transferred, using nonoperating budget authority, to the Lottery Capital Outlay and Debt Service Trust Fund. There is hereby appropriated from the Lottery Capital Outlay and Debt Service Trust Fund an amount sufficient to enable the payment of debt service resulting from these transfers.

From the funds provided in Specific Appropriation 5, \$2,054,467 shall be allocated to pay for fixed capital outlay debt service for state universities (\$4,594,292 is allocated to pay for fixed capital outlay debt service for Florida colleges).

**SPECIFIC APPROPRIATIONS 18 through 22: DIVISION OF UNIVERSITIES**

Educational Enhancement Trust Fund: Chapter 2014-51, L.O.F., Specific Appropriation 18: \$256,516,943, Specific Appropriation 19: \$12,533,877, Specific Appropriation 20: \$9,349,672, Specific Appropriation 21: \$5,796,416, Specific Appropriation 22: \$605,115

Funds in chapter 2014-51, L.O.F., Specific Appropriations 18 through 22 shall be expended in accordance with operating budgets that must be approved by each university's board of trustees.

The following Educational and General Activities allocations reflect chapter 2014-51, L.O.F., Specific Appropriation 18:

University of Florida.....	\$47,139,011
Florida State University .....	\$39,510,136
Florida A&M University.....	\$14,834,223
University of South Florida .....	\$34,926,900
University of South Florida, St. Petersburg .....	\$1,623,203
University of South Florida, Sarasota/Manatee .....	\$1,344,676
Florida Atlantic University .....	\$20,785,531
University of West Florida.....	\$8,138,968
University of Central Florida.....	\$36,011,738
Florida International University.....	\$30,665,057
University of North Florida .....	\$12,783,575
Florida Gulf Coast University.....	\$7,193,122
New College of Florida.....	\$1,104,243
Florida Polytechnic University .....	\$456,560

Institute of Food and Agricultural Science - chapter 2014-51, L.O.F., Specific Appropriation 19: \$12,533,877

University of South Florida Medical Center - chapter 2014-51, L.O.F., Specific Appropriation 20: \$9,349,672

University of Florida Health Center - chapter 2014-51, L.O.F., Specific Appropriation 21: \$5,796,416

Florida State University Medical School - chapter 2014-51, L.O.F., Specific Appropriation 22: \$605,115

Educational and General Activities has a total appropriation of \$3,717,233,899. Of this total, \$256,516,943 is from the Educational Enhancement Trust Fund, \$1,738,551,563 is from General Revenue, \$1,717,093,657 is from the Education/General Student & Other Fees Trust Fund and \$5,071,736 is from the Phosphate Research Trust Fund.

The Institute of Food and Agricultural Science has a total appropriation of \$151,250,141 that is funded partially by \$12,533,877 from the Educational Enhancement Trust Fund and partially by \$138,716,264 from General Revenue.

The University of South Florida Medical Center has a total appropriation of \$131,128,062. Of this total, \$9,349,672 is from the Educational Enhancement Trust Fund, \$56,731,164 is from the Education/General Student & Other Fees Trust Fund and \$65,047,226 is from General Revenue.

The University of Florida Health Center has a total appropriation of \$147,912,002. Of this total, \$5,796,416 is from the Educational Enhancement Trust Fund, \$38,463,434 is from the Education/General Student & Other Fees Trust Fund and \$103,652,152 is from General Revenue.

The Florida State University Medical School has a total appropriation of \$46,498,816. Of this total, \$605,115 is from the Educational Enhancement Trust Fund, \$11,572,716 is



from the Education/General Student & Other Fees Trust Fund and \$34,320,985 is from General Revenue.

Note: The detail above includes University System life and health insurance adjustments from Administered Funds.

**STUDENT FINANCIAL AID**

**SPECIFIC APPROPRIATION 6: FLORIDA’S BRIGHT FUTURES SCHOLARSHIP PROGRAM**

Educational Enhancement Trust Fund: Chapter 2014-51, Specific Appropriation 6: \$266,191,952

The Florida Bright Futures Scholarship Program serves students graduating from Florida high schools that merit recognition of high academic achievement and enroll in an eligible Florida public or private postsecondary education institution within three years of graduation from high school.

The Bright Futures Scholarship Program consists of three types of awards: the Florida Academic Scholars award, the Florida Medallion Scholars award and the Florida Gold Seal Vocational Scholars award. Section 1009.53, F.S., describes the provisions of the scholarship program. There were 153,800 students who received funding for a Bright Futures Scholarship in 2013-14.

From the funds in Specific Appropriation 6, the award per credit hour or credit hour equivalent for the 2014-15 academic year shall be as follows:

Academic Scholars

Four-Year Institutions.....	\$103
Two-Year Institutions.....	\$63
Upper-Division Programs at Florida Colleges.....	\$71
Career/Technical Centers.....	\$52

Medallion Scholars

Four-Year Institutions.....	\$77
Two-Year Institutions.....	\$63
Upper-Division Programs at Florida Colleges.....	\$53
Career/Technical Centers.....	\$39

Gold Seal Vocational Scholars

Career Certificate Program.....	\$39
Applied Technology Diploma Program.....	\$39
Technical Degree Education Program.....	\$48

The additional stipend for Top Scholars shall be \$44 per credit hour.

## **SPECIFIC APPROPRIATION 7: FIRST GENERATION IN COLLEGE MATCHING GRANT PROGRAM**

Educational Enhancement Trust Fund: Chapter 2014-51, Specific Appropriation 7: \$5,308,663

From funds provided in Specific Appropriation 7, \$1,327,166 shall be allocated to First Generation in College Matching Grant Programs at Florida colleges for need-based financial assistance as provided in section 1009.701, F.S. If required matching funds are not raised by participating Florida colleges or state universities by December 1, 2014, the remaining funds shall be reallocated to First Generation in College Matching Grant Programs at Florida colleges or state universities that have remaining unmatched private contributions.

### Section 1009.701, Florida Statutes -- First Generation Matching Grant Program

- (1) The First Generation Matching Grant Program is created to enable each state university to provide donors with a matching grant incentive for contributions that will create grant-based student financial aid for undergraduate students who demonstrate financial need and whose parents, as defined in s. 1009.21(1), have not earned a baccalaureate degree. In the case of any individual who regularly resided with and received support from only one parent, an individual whose only such parent did not complete a baccalaureate degree would also be eligible.
- (2) Funds appropriated by the Legislature for the program shall be allocated by the Office of Student Financial Assistance to match private contributions on a dollar-for-dollar basis. Contributions made to a state university and pledged for the purposes of this section are eligible for state matching funds appropriated for this program and are not eligible for any other state matching grant program. Pledged contributions are not eligible for matching prior to the actual collection of the total funds. The Office of Student Financial Assistance shall reserve a proportionate allocation of the total appropriated funds for each state university on the basis of full-time equivalent enrollment. Funds that remain unmatched as of December 1 shall be reallocated to state universities that have remaining unmatched private contributions for the program on the basis of full-time equivalent enrollment.
- (3) Payment of the state matching grant shall be transmitted to the president of each participating institution or his or her representative in advance of the official drop-add deadline as defined by the institution.
- (4) Each participating state university shall establish an application process, determine student eligibility for initial and renewal awards in conformance with subsection (5), identify the amount awarded to each recipient, and notify recipients of the amount of their awards.
- (5) In order to be eligible to receive a grant pursuant to this section, an applicant must:
  - (a) Be a resident for tuition purposes pursuant to s. 1009.21.
  - (b) Be a first-generation college student. For the purposes of this section, a student is considered "first generation" if neither of the student's parents, as defined in s. 1009.21(1), earned a college degree at the baccalaureate level or higher or, in

the case of any individual who regularly resided with and received support from only one parent, if that parent did not earn a baccalaureate degree.

- (c) Be accepted at a state university.
  - (d) Be enrolled for a minimum of six credit hours per term as a degree-seeking undergraduate student.
  - (e) Have submitted a Free Application for Federal Student Aid which is complete and error free prior to disbursement and met the eligibility requirements in s. 1009.50 for demonstrated financial need for the Florida Public Student Assistance Grant Program.
  - (f) Meet additional eligibility requirements as established by the institution.
- (6) The award amount shall be based on the student's need assessment after any scholarship or grant aid, including, but not limited to, a Pell Grant or a Bright Futures Scholarship, has been applied. The first priority of funding shall be given to students who demonstrate need by qualifying and receiving federal Pell Grant funds up to the full cost of tuition and fees per term. An award may not exceed the institution's estimated annual cost of attendance for the student to attend the institution.
  - (7) Each participating institution shall report to the Office of Student Financial Assistance by the date established by the office the eligible students to whom grant moneys are disbursed each academic term. Each institution shall certify to the Office of Student Financial Assistance the amount of funds disbursed to each student and shall remit to the office any undisbursed advances by June 1 of each year.
  - (8) No later than July 1, each participating institution shall annually report to the Executive Office of the Governor, the President of the Senate, the Speaker of the House of Representatives, and the Board of Governors the eligibility requirements for recipients, the aggregate demographics of recipients, the retention and graduation rates of recipients, and a delineation of funds awarded to recipients.
  - (9) This section shall be implemented only as specifically funded.

History.--s. 1, ch. 2006-73; s. 25, ch. 2009-60; s. 27, ch. 2011-63.

## **SPECIFIC APPROPRIATION 8: STUDENT FINANCIAL AID**

Educational Enhancement Trust Fund: Chapter 2014-51, L.O.F., Specific Appropriation 8: \$55,100,892

The funds in Specific Appropriation 8 are for the Florida Student Assistance Grant (FSAG) public full-time and part-time student grant programs.

The funds in Specific Appropriation 8 are allocated in Specific Appropriation 75 pursuant to the following guidelines:

Florida Student Assistance Grant – Public Full- and Part-Time.....	\$114,525,243
Florida Student Assistance Grant – Private .....	\$18,439,527
Florida Student Assistance Grant – Postsecondary .....	\$12,881,651
Florida Student Assistance Grant – Career Education.....	\$2,500,556
Children/Spouses of Deceased/Disabled Veterans .....	\$3,115,690

Florida Work Experience.....	\$1,569,922
Rosewood Family Scholarships.....	\$256,747
Honorably Discharged Graduate Assistance Program.....	\$1,000,000
<b>Total .....</b>	<b>\$154,289,336</b>

From the funds provided in Specific Appropriations 8 and 75, the maximum grant to any student from the Florida Public, Private, Career Education and Postsecondary Assistance Grant Programs shall be \$2,610.

Institutions that received state funds in Fiscal Year 2013-14 for student scholarships or grants administered by the Office of Student Financial Assistance shall report federal loan information to the Florida Department of Education prior to September 1, 2014, in a format specified by the Florida Department of Education. This information shall include, by institution, the total federal loan amounts disbursed and total number of students who received federal loans.

Student Financial Aid has a total appropriation of \$154,289,336. Of this total, \$55,100,892 is from the Educational Enhancement Trust Fund, \$89,500,181 is from General Revenue and \$9,688,263 is from the Student Loan Operating Trust Fund.

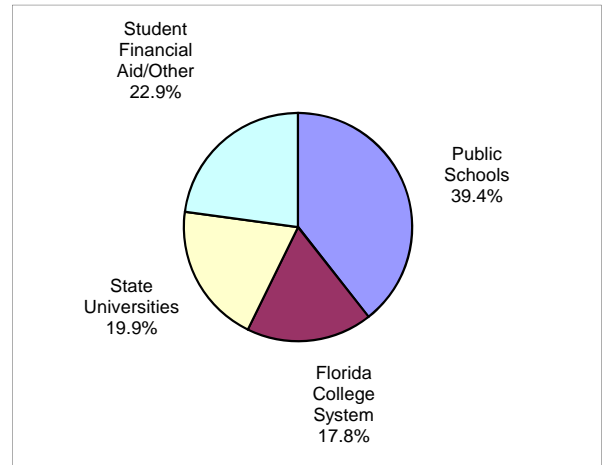
NOTE: The 2014 Florida Legislature established the Florida National Merit Scholars Incentive Program by creating section 1009.893, F.S., and appropriated \$2,870,820 in General Revenue funds in specific appropriation 70C, chapter 2014-51, L.O.F., for the program. On September 11, 2014, the Legislative Budget Commission approved a budget amendment that increased the National Merit Scholars appropriation by \$2,000,000, with the \$2,000,000 coming from the Education Enhancement Trust Fund. The tables and charts presented in this report do not include the \$2,000,000 budget amendment funds. The total appropriated for the National Merit Scholars Program is \$4,870,820.

**EDUCATIONAL ENHANCEMENT (LOTTERY) TRUST FUND  
AND TOTAL OPERATING FUNDS FOR EDUCATION  
2014 - 2015 Legislative Session**

Funds from this year's lottery account for 2.9 percent of Florida's total public school education operating budget and 5.6 percent of the combined total operating budgets of the Public Schools, the Florida College System and the State Universities. This analysis includes funds from the General Appropriations Act as passed by the Legislature, but excludes Fixed Capital Outlay Funds.

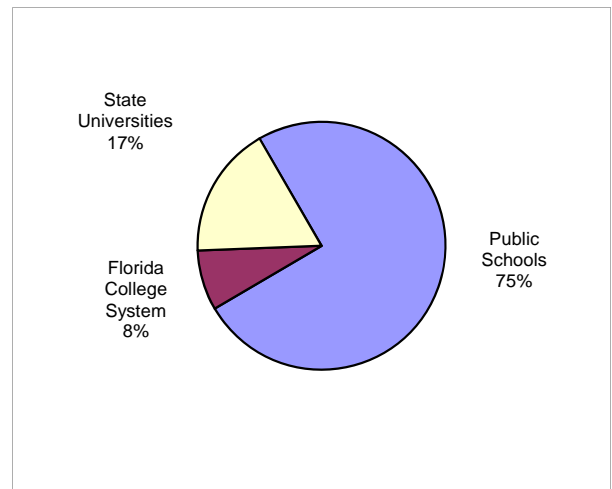
**2014-15 Educational Enhancement Trust Fund Appropriations for Operations (millions)**

\$563.1	Public Schools
255.0	Florida College System
284.8	State Universities
<u>326.6</u>	Student Financial Aid/Other
<u><u>\$1,429.5</u></u>	Total



**2014-15 Operating Funds and Student Tuition for Educational Delivery Systems (millions)**

\$18,901.7	Public Schools (General Revenue, State School Fund, Lottery and Local)
1,987.8	Florida College System (General Revenue, Lottery and Fees)
<u>4,354.8</u>	State Universities <sup>(1)</sup> (General Revenue, Lottery and Fees)
<u><u>\$25,244.3</u></u>	Total



Based on an average daily operating cost of \$99.5 million, the \$563.1 million in lottery funds available to public schools would operate the public schools for approximately 5 days.

<sup>(1)</sup> Includes University System health and life insurance benefits funded from Administered Funds.

**2014-15 Educational Enhancement (Lottery) Trust Fund  
Allocations for Operations<sup>1</sup>**

County	Estimated		Class Size		2013-14			Total
	School Recognition/ Discretionary K-12 <sup>2</sup>	Reduction Operating <sup>2</sup>	Workforce Development	Florida Colleges	State Universities	Bright Futures Disbursements <sup>2,3</sup>		
	-1-	-2-	-3-	-4-	-5-	-6-	-7-	
1 Alachua	\$ 1,218,705	\$ 1,064,365	\$ 44,490	\$ 8,057,017	\$ 47,139,011	\$ 4,651,478	\$ 62,175,066	
2 Baker	44,833	178,069	29,791	-	-	287,046	539,739	
3 Bay	1,345,874	1,037,291	710,422	4,875,934	-	2,526,337	10,495,858	
4 Bradford	27,578	109,686	221,936	-	-	186,468	545,668	
5 Brevard	4,541,214	2,747,283	771,194	9,620,497	-	12,255,598	29,935,786	
6 Broward	14,537,737	10,389,845	16,113,525	19,328,947	-	36,775,627	97,145,681	
7 Calhoun	49,484	79,953	19,605	-	-	171,311	320,353	
8 Charlotte	767,356	577,143	570,025	-	-	2,065,476	3,980,000	
9 Citrus	655,078	524,274	606,071	-	-	1,595,055	3,380,478	
10 Clay	1,786,191	1,307,693	191,140	-	-	4,486,313	7,771,337	
11 Collier	2,723,567	1,742,307	1,869,426	-	-	5,346,625	11,681,925	
12 Columbia	232,601	374,506	67,540	3,027,316	-	569,624	4,271,587	
13 Dade	20,218,505	13,753,715	17,872,013	39,262,953	30,665,057	33,633,653	155,405,896	
14 DeSoto	44,755	177,244	143,652	-	-	182,964	548,615	
15 Dixie	71,234	76,516	15,043	-	-	88,399	251,192	
16 Duval	6,103,344	5,025,181	-	17,400,506	12,783,575	12,382,849	53,695,455	
17 Escambia	1,197,681	1,517,114	1,082,103	7,806,608	8,138,968	3,440,470	23,182,944	
18 Flagler	801,440	447,959	401,496	-	-	1,166,438	2,817,333	
19 Franklin	38,824	43,216	16,493	-	-	43,915	142,448	
20 Gadsden	279,682	196,659	126,224	-	-	150,972	753,537	
21 Gilchrist	220,537	95,006	-	-	-	225,178	540,721	
22 Glades	66,460	59,236	17,170	-	-	41,717	184,583	
23 Gulf	66,738	65,745	34,992	-	-	180,563	348,038	
24 Hamilton	15,031	60,053	15,912	-	-	56,999	147,995	
25 Hardee	84,295	193,299	53,322	-	-	240,781	571,697	
26 Hendry	150,726	256,905	50,610	-	-	394,705	852,946	
27 Hernando	545,537	796,705	163,732	-	-	2,036,880	3,542,854	
28 Highlands	171,771	445,905	-	3,575,283	-	755,511	4,948,470	
29 Hillsborough	10,505,028	7,908,253	6,305,012	13,087,719	34,926,900	23,689,339	96,422,251	
30 Holmes	138,242	115,019	-	-	-	254,279	507,540	
31 Indian River	618,641	675,857	238,795	-	-	2,027,087	3,560,380	
32 Jackson	195,222	227,394	67,523	2,963,166	-	582,400	4,035,705	
33 Jefferson	60,811	33,684	20,639	-	-	110,428	225,562	
34 Lafayette	10,562	41,291	15,849	-	-	86,692	154,394	
35 Lake	958,808	1,530,243	1,097,590	3,013,897	-	3,641,771	10,242,309	
36 Lee	4,398,698	3,385,401	2,187,914	7,045,323	7,193,122	8,105,466	32,315,924	
37 Leon	1,631,197	1,326,563	1,417,426	7,132,216	54,344,359	5,122,407	70,974,168	
38 Levy	230,155	197,211	-	-	-	301,713	729,079	
39 Liberty	80,334	46,643	26,513	-	-	66,495	219,985	
40 Madison	21,725	84,610	15,816	1,637,742	-	106,074	1,865,967	
41 Manatee	1,959,354	1,791,420	2,107,282	5,136,721	-	4,440,975	15,435,752	
42 Marion	1,205,426	1,504,067	879,638	5,093,051	-	3,818,571	12,500,753	
43 Martin	1,212,900	705,015	288,985	-	-	3,458,385	5,665,285	
44 Monroe	400,842	318,134	181,957	1,479,810	-	1,004,392	3,385,135	
45 Nassau	571,307	412,262	136,323	-	-	961,475	2,081,367	
46 Okaloosa	1,929,498	1,150,265	497,210	4,319,826	-	3,694,894	11,591,693	
47 Okeechobee	59,098	228,198	-	-	-	312,079	599,375	
48 Orange	9,448,550	7,449,105	7,530,406	15,354,214	36,011,738	19,888,765	95,682,778	
49 Osceola	2,529,948	2,220,217	1,388,714	-	-	3,626,805	9,765,684	
50 Palm Beach	10,395,392	7,236,707	3,838,633	12,804,319	20,785,531	24,008,066	79,068,648	
51 Pasco	3,388,170	2,587,691	564,138	6,261,317	-	7,119,456	19,920,772	
52 Pinellas	5,250,281	3,954,380	5,818,553	15,540,962	1,623,203	15,397,871	47,585,250	
53 Polk	2,836,889	3,667,210	2,141,517	6,152,365	456,560	6,531,522	21,786,063	
54 Putnam	120,231	398,353	-	4,029,999	-	492,792	5,041,375	
55 St. Johns	2,445,029	1,260,474	993,419	-	-	5,660,620	10,359,542	
56 St. Lucie	1,048,178	1,477,737	-	10,688,856	-	2,765,774	15,980,545	
57 Santa Rosa	1,702,272	928,703	390,276	-	-	3,454,633	6,475,884	
58 Sarasota	2,229,226	1,602,969	1,679,078	-	2,448,919	5,954,533	13,914,725	
59 Seminole	4,494,555	2,383,271	-	8,703,376	-	10,994,105	26,575,307	
60 Sumter	442,753	302,246	23,158	-	-	557,387	1,325,544	
61 Suwannee	52,643	206,453	199,523	-	-	327,984	786,603	
62 Taylor	84,113	99,079	239,401	-	-	208,235	630,828	
63 Union	113,334	84,577	21,937	-	-	88,127	307,975	
64 Volusia	2,681,533	2,289,498	-	11,572,173	-	6,460,607	23,003,811	
65 Wakulla	326,989	183,035	38,632	-	-	335,220	883,876	
66 Walton	421,648	301,410	153,808	-	-	488,354	1,365,220	
67 Washington	68,932	118,838	698,712	-	-	241,884	1,128,366	
<b>TOTAL</b>	<b>\$ 134,275,292</b>	<b>\$ 103,776,356</b>	<b>\$ 82,412,304</b>	<b>\$ 254,972,113</b>	<b>\$ 256,516,943</b>	<b>\$ 302,326,611</b>	<b>\$ 1,134,279,619</b>	

1. Additional Lottery Funded Programs information not available by district. Excludes fixed capital outlay appropriations.  
2. Categories exclude allocations for the Florida Virtual School.  
3. The Bright Futures Scholarship Program county allocations in this table do not include the funds for the Florida School for the Deaf and the Blind, Adult High School or non-Florida schools cited on page 39. The SUS Lab School funds are included in the county in which the school is located.

**2014-15 FEFP - SECOND CALCULATION**

	District	District Discretionary Lottery <sup>1</sup>	Estimated School Recognition Program	Total District Lottery Allocation
		-1-	-2-	-3-
1	Alachua	\$ 266,971	\$ 827,610	\$ 1,094,581
2	Baker	\$ 44,833	\$ -	\$ 44,833
3	Bay	\$ 264,596	\$ 1,081,278	\$ 1,345,874
4	Bradford	\$ 27,578	\$ -	\$ 27,578
5	Brevard	\$ 710,856	\$ 3,830,358	\$ 4,541,214
6	Broward	\$ 2,658,799	\$ 11,804,123	\$ 14,462,922
7	Calhoun	\$ 20,165	\$ 29,319	\$ 49,484
8	Charlotte	\$ 149,854	\$ 617,502	\$ 767,356
9	Citrus	\$ 135,318	\$ 519,760	\$ 655,078
10	Clay	\$ 343,620	\$ 1,442,571	\$ 1,786,191
11	Collier	\$ 448,441	\$ 2,275,126	\$ 2,723,567
12	Columbia	\$ 93,962	\$ 138,639	\$ 232,601
13	Miami-Dade	\$ 3,544,230	\$ 16,674,275	\$ 20,218,505
14	De Soto	\$ 44,755	\$ -	\$ 44,755
15	Dixie	\$ 19,297	\$ 51,937	\$ 71,234
16	Duval	\$ 1,277,779	\$ 4,825,565	\$ 6,103,344
17	Escambia	\$ 387,861	\$ 809,820	\$ 1,197,681
18	Flagler	\$ 115,377	\$ 686,063	\$ 801,440
19	Franklin	\$ 10,768	\$ 28,056	\$ 38,824
20	Gadsden	\$ 48,725	\$ 230,957	\$ 279,682
21	Gilchrist	\$ 23,974	\$ 196,563	\$ 220,537
22	Glades	\$ 14,457	\$ 52,003	\$ 66,460
23	Gulf	\$ 16,756	\$ 49,982	\$ 66,738
24	Hamilton	\$ 15,031	\$ -	\$ 15,031
25	Hardee	\$ 49,043	\$ 35,252	\$ 84,295
26	Hendry	\$ 64,594	\$ 86,132	\$ 150,726
27	Hernando	\$ 206,759	\$ 338,778	\$ 545,537
28	Highlands	\$ 111,821	\$ 59,950	\$ 171,771
29	Hillsborough	\$ 2,033,139	\$ 8,471,889	\$ 10,505,028
30	Holmes	\$ 28,899	\$ 109,343	\$ 138,242
31	Indian River	\$ 173,966	\$ 444,675	\$ 618,641
32	Jackson	\$ 57,843	\$ 137,379	\$ 195,222
33	Jefferson	\$ 8,234	\$ 52,577	\$ 60,811
34	Lafayette	\$ 10,562	\$ -	\$ 10,562
35	Lake	\$ 391,851	\$ 566,957	\$ 958,808
36	Lee	\$ 875,248	\$ 3,523,450	\$ 4,398,698
37	Leon	\$ 319,856	\$ 1,073,056	\$ 1,392,912
38	Levy	\$ 50,583	\$ 179,572	\$ 230,155
39	Liberty	\$ 13,455	\$ 66,879	\$ 80,334
40	Madison	\$ 21,725	\$ -	\$ 21,725
41	Manatee	\$ 458,013	\$ 1,501,341	\$ 1,959,354
42	Marion	\$ 387,284	\$ 818,142	\$ 1,205,426
43	Martin	\$ 183,496	\$ 1,029,404	\$ 1,212,900
44	Monroe	\$ 81,147	\$ 319,695	\$ 400,842
45	Nassau	\$ 106,242	\$ 465,065	\$ 571,307
46	Okaloosa	\$ 298,762	\$ 1,630,736	\$ 1,929,498
47	Okeechobee	\$ 59,098	\$ -	\$ 59,098
48	Orange	\$ 1,910,271	\$ 7,538,279	\$ 9,448,550
49	Osceola	\$ 571,722	\$ 1,958,226	\$ 2,529,948
50	Palm Beach	\$ 1,865,769	\$ 8,436,400	\$ 10,302,169
51	Pasco	\$ 673,961	\$ 2,714,209	\$ 3,388,170
52	Pinellas	\$ 1,018,842	\$ 4,231,439	\$ 5,250,281
53	Polk	\$ 933,065	\$ 1,903,824	\$ 2,836,889
54	Putnam	\$ 99,381	\$ 20,850	\$ 120,231
55	St. Johns	\$ 332,251	\$ 2,112,778	\$ 2,445,029
56	St. Lucie	\$ 367,581	\$ 526,630	\$ 894,211
57	Santa Rosa	\$ 239,217	\$ 1,463,055	\$ 1,702,272
58	Sarasota	\$ 416,027	\$ 1,813,199	\$ 2,229,226
59	Seminole	\$ 627,471	\$ 3,867,084	\$ 4,494,555
60	Sumter	\$ 76,494	\$ 366,259	\$ 442,753
61	Suwannee	\$ 52,643	\$ -	\$ 52,643
62	Taylor	\$ 24,340	\$ 59,773	\$ 84,113
63	Union	\$ 21,457	\$ 91,877	\$ 113,334
64	Volusia	\$ 592,179	\$ 2,089,354	\$ 2,681,533
65	Wakulla	\$ 46,405	\$ 280,584	\$ 326,989
66	Walton	\$ 75,416	\$ 346,232	\$ 421,648
67	Washington	\$ 30,237	\$ 37,904	\$ 68,141
68	Washington Special	\$ 791	\$ -	\$ 791
69	FAMU Lab School	\$ 4,396	\$ 48,374	\$ 52,770
70	FAU Lab School	\$ 9,418	\$ 83,805	\$ 93,223
71	FAU Lab St. Lucie	\$ 13,839	\$ 140,128	\$ 153,967
72	FSU Lab Broward	\$ 6,915	\$ 67,900	\$ 74,815
73	FSU Lab Leon	\$ 15,474	\$ 170,041	\$ 185,515
74	UF Lab School	\$ 10,472	\$ 113,652	\$ 124,124
75	Virtual School	\$ 307,585	\$ -	\$ 307,585
	<b>Total</b>	<b>\$ 27,019,242</b>	<b>\$ 107,563,635</b>	<b>\$ 134,582,877</b>

<sup>1</sup> Once the amount necessary to fund School Recognition Program is determined, the balance is used for Discretionary Lottery for school advisory council school improvement plans. This usually occurs after school grades are released.

**EDUCATIONAL ENHANCEMENT (LOTTERY) TRUST FUND'**  
**Bright Futures Scholarship Program**  
**Student Disbursements by County and Year (Public and Private High Schools)**

County	1997-98	1998-99	1999-00	2000-01	2001-02	2002-03	2003-04	2004-05	2005-06
	-1-	-2-	-3-	-4-	-5-	-6-	-7-	-8-	-9-
1 Alachua	\$ 1,347,089	\$ 1,735,957	\$ 2,419,660	\$ 3,017,815	\$ 3,140,297	\$ 3,437,864	\$ 3,998,520	\$ 4,342,048	\$ 4,947,962
2 Baker	83,026	112,042	177,874	202,328	222,784	245,992	234,237	255,448	298,831
3 Bay	735,966	964,113	1,391,772	1,679,662	1,859,334	2,000,760	2,269,869	2,535,202	2,842,359
4 Bradford	85,605	104,397	148,873	189,545	189,389	201,317	237,361	241,044	269,644
5 Brevard	2,779,957	3,875,196	5,326,066	6,536,924	7,215,950	8,177,362	9,834,330	11,355,967	12,768,044
6 Broward	7,219,156	9,856,386	14,370,834	18,396,544	19,416,298	22,766,345	26,513,300	31,126,254	35,737,963
7 Calhoun	88,230	98,585	107,547	132,206	148,986	163,880	197,344	197,616	237,771
8 Charlotte	663,433	853,579	1,174,276	1,480,365	1,525,018	1,723,884	1,888,654	2,090,769	2,420,901
9 Citrus	552,051	703,449	947,878	1,064,724	1,078,390	1,248,233	1,371,816	1,664,560	1,767,914
10 Clay	933,191	1,268,570	1,660,511	2,056,382	2,121,718	2,482,637	2,833,265	3,393,281	3,878,797
11 Collier	785,516	1,125,212	1,592,476	2,189,114	2,320,174	2,782,066	3,526,927	4,099,754	4,636,226
12 Columbia	225,907	299,878	374,477	451,911	459,868	516,513	622,156	692,303	754,908
13 Miami-Dade	5,959,260	8,788,434	13,176,073	17,325,935	18,512,256	21,623,555	25,324,415	29,180,784	32,961,812
14 De Soto	67,607	96,661	138,592	166,199	168,678	214,340	271,688	294,700	281,670
15 Dixie	28,912	35,625	54,622	70,372	73,893	79,567	112,507	132,439	126,216
16 Duval	3,221,474	4,366,782	5,998,727	7,494,197	7,973,862	9,275,408	10,660,463	12,076,124	13,729,206
17 Escambia	1,304,987	1,774,099	2,504,545	3,173,431	3,233,005	3,721,807	4,078,647	4,366,174	4,843,885
18 Flagler	251,606	319,408	426,454	463,982	488,945	548,740	637,328	797,543	1,004,872
19 Franklin	30,333	44,259	56,320	74,697	55,871	42,589	52,835	45,215	41,616
20 Gadsden	55,546	93,355	150,156	184,349	172,150	194,973	195,499	232,340	256,133
21 Gilchrist	79,331	107,196	139,386	154,755	154,365	164,404	169,611	194,705	236,476
22 Glades	9,154	14,924	26,442	31,060	34,958	47,758	40,102	47,366	47,481
23 Gulf	90,517	109,234	121,334	144,629	138,688	145,624	183,266	178,522	218,155
24 Hamilton	37,114	46,193	55,909	62,794	61,463	69,197	70,261	54,999	68,459
25 Hardee	110,892	161,793	257,459	290,457	233,751	243,038	239,384	267,161	307,402
26 Hendry	100,878	146,344	201,738	257,912	265,175	313,171	367,073	376,990	387,738
27 Hernando	531,603	673,396	966,957	1,142,994	1,194,987	1,357,534	1,513,073	1,733,010	1,937,206
28 Highlands	368,383	475,355	612,811	717,311	725,586	713,200	821,164	849,256	935,810
29 Hillsborough	6,129,055	7,766,340	10,384,330	12,647,526	13,314,874	15,190,627	17,978,984	20,331,933	23,246,552
30 Holmes	89,894	107,192	168,056	198,126	203,065	236,503	241,760	254,834	290,892
31 Indian River	345,522	533,284	769,577	1,046,731	1,130,015	1,342,848	1,578,816	1,771,528	1,991,514
32 Jackson	262,524	353,206	490,896	530,223	556,091	574,338	625,487	598,433	649,783
33 Jefferson	49,557	64,080	80,721	75,876	70,167	94,421	126,200	137,517	145,983
34 Lafayette	38,596	43,269	71,739	84,978	82,873	87,617	77,107	106,031	95,286
35 Lake	804,446	1,058,982	1,433,424	1,758,517	1,861,212	2,180,652	2,477,463	2,867,073	3,417,172
36 Lee	1,714,637	2,316,253	3,148,164	3,847,387	4,206,608	4,832,175	5,608,606	6,495,119	7,152,369
37 Leon	1,596,248	2,082,724	2,833,010	3,308,893	3,446,277	3,958,162	4,603,191	5,189,296	6,038,938
38 Levy	107,512	156,830	225,953	277,816	263,006	297,431	292,026	311,338	374,852
39 Liberty	39,964	60,244	81,951	81,796	88,679	96,996	100,387	101,911	107,912
40 Madison	91,670	95,220	94,263	122,014	127,283	161,669	184,324	188,674	224,306
41 Manatee	840,715	1,129,824	1,492,479	1,907,273	2,127,876	2,484,661	3,072,414	3,615,795	4,212,638
42 Marion	909,632	1,285,061	1,798,317	2,119,382	2,330,298	2,681,114	2,956,814	3,226,009	3,629,600
43 Martin	666,967	786,018	1,078,199	1,304,855	1,472,391	1,704,099	1,995,036	2,395,168	2,841,926
44 Monroe	246,471	383,512	508,968	692,190	741,683	816,075	987,636	1,076,826	1,252,616
45 Nassau	170,862	276,164	417,944	571,774	642,834	703,050	829,324	914,552	1,000,508
46 Okaloosa	1,105,970	1,445,773	2,033,593	2,501,481	2,694,625	2,978,131	3,443,235	3,948,626	4,430,307
47 Okeechobee	136,986	183,466	258,909	302,180	302,772	310,012	316,314	330,864	346,879
48 Orange	4,007,195	5,383,341	7,671,018	9,698,598	10,157,960	11,967,944	14,264,211	16,614,047	19,407,600
49 Osceola	657,683	832,585	1,114,657	1,412,480	1,462,770	1,836,985	2,171,093	2,501,497	3,030,866
50 Palm Beach	4,275,352	5,942,950	8,432,783	10,832,495	11,628,655	13,568,443	15,917,086	18,428,779	21,342,611
51 Pasco	1,265,038	1,716,643	2,285,391	2,867,421	3,005,416	3,450,316	4,036,149	4,755,603	5,497,858
52 Pinellas	4,503,949	6,053,019	8,246,436	9,978,537	10,602,574	12,309,780	14,583,215	16,429,637	18,118,367
53 Polk	1,963,147	2,728,711	3,724,955	4,701,820	5,626,137	5,425,956	6,492,270	7,346,711	8,306,811
54 Putnam	278,909	331,668	491,661	574,874	569,145	664,573	730,335	758,502	803,291
55 St. Johns	618,642	865,904	1,318,295	1,738,017	1,899,477	2,224,859	2,768,827	3,372,281	3,983,655
56 St. Lucie	617,020	782,926	1,183,834	1,473,388	1,565,980	1,781,046	2,107,149	2,388,632	2,685,804
57 Santa Rosa	693,506	909,172	1,413,981	1,815,185	1,951,117	2,358,213	2,754,529	3,264,506	3,794,724
58 Sarasota	1,363,195	1,807,373	2,543,901	3,176,906	3,508,841	4,168,601	4,978,546	5,564,609	6,479,534
59 Seminole	2,904,358	3,961,843	5,562,608	6,727,620	7,156,169	8,224,737	9,327,748	10,416,046	11,657,694
60 Sumter	102,817	145,828	170,155	220,236	213,928	218,861	245,740	316,810	368,982
61 Suwannee	172,182	241,211	297,189	362,197	346,628	406,776	418,545	446,313	504,494
62 Taylor	90,660	131,272	180,792	209,597	214,609	275,269	270,763	280,286	283,475
63 Union	57,070	66,813	96,729	117,105	109,714	114,413	134,381	148,682	159,546
64 Volusia	2,009,117	2,743,510	3,852,943	4,719,168	4,934,758	5,743,921	6,302,791	7,199,009	8,034,102
65 Wakulla	112,626	140,497	217,339	221,036	221,822	270,686	290,723	352,704	389,237
66 Walton	85,951	113,992	176,846	236,887	230,508	280,029	272,163	313,222	413,294
67 Washington	106,864	123,626	197,289	223,626	243,265	252,025	229,760	233,962	272,777
68 School for Deaf & Blind	-	2,196	12,080	12,679	14,813	14,430	11,122	6,717	5,138
71 Florida Virtual School	-	-	-	-	-	-	-	-	-
72 FAU Lab School	-	-	-	-	-	-	-	-	6,042
73 FSU Lab School	103,985	136,125	164,723	198,903	182,443	206,531	196,977	188,801	245,359
74 FAMU Lab School	11,484	31,044	41,486	55,455	48,818	54,736	40,922	32,912	35,642
75 UF Lab School	97,131	117,032	152,120	206,940	201,667	213,001	248,518	270,005	275,081
77 Comm. Coll Adult HS	-	8,078	-	-	120,825	162,687	208,074	207,941	210,190
99 Non Florida Schools	71,720	211,331	349,772	532,675	648,406	777,648	995,420	1,227,577	1,448,248
<b>Total</b>	<b>\$69,263,553</b>	<b>\$93,906,554</b>	<b>\$131,849,245</b>	<b>\$164,845,459</b>	<b>\$174,914,916 *</b>	<b>\$202,204,806 *</b>	<b>\$ 235,188,754 *</b>	<b>\$ 268,896,952 **</b>	<b>\$ 306,335,218 *</b>

1. 2012-13 Bright Futures Scholarship Program data represents the latest available data at time of publication

NOTE: The sum of district totals may not equal Total due to rounding.

\*Totals correspond to End of Year (EOY) Reports

\*\*State total disbursement differs slightly from Office of Student Financial Aid (OSFA)'s End of Year (EOY) totals due to the timing of the two reports. Furthermore, district sum is \$2,501 less than total because one funded student had no district designation.



**EDUCATIONAL ENHANCEMENT (LOTTERY) TRUST FUND<sup>1</sup>**  
**Bright Futures Scholarship Program**  
**Student Disbursements by County and Year (Public and Private High Schools) (Continued)**

County	2006-07	2007-08	2008-09	2009-10	2010-11	2011-12	2012-13	2013-14
	-10-	-11-	-12-	-13-	-14-	-15-	-16-	-17-
1 Alachua	\$ 5,624,924	\$ 5,790,431	\$ 6,478,051	\$ 6,115,589	\$ 5,944,215	\$ 4,706,165	\$ 4,349,142	\$ 4,295,944
2 Baker	377,337	423,231	429,433	433,875	423,259	290,704	256,518	287,046
3 Bay	3,397,167	3,589,413	4,022,148	3,981,677	3,824,471	2,835,647	2,640,186	2,526,337
4 Bradford	321,133	305,518	303,306	293,125	250,845	162,730	182,800	186,468
5 Brevard	14,624,066	16,181,006	18,383,253	17,880,859	17,649,957	13,759,846	12,818,484	12,255,598
6 Broward	39,943,021	44,078,082	49,936,037	49,983,995	50,434,381	40,051,442	38,009,686	36,775,627
7 Calhoun	267,193	244,662	264,976	253,066	250,118	189,730	185,243	171,311
8 Charlotte	2,633,330	2,773,040	3,099,349	2,876,561	2,935,438	2,339,085	2,192,659	2,065,476
9 Citrus	2,062,839	2,220,947	2,482,359	2,485,913	2,428,058	1,855,950	1,657,908	1,595,055
10 Clay	4,454,069	4,932,551	5,609,148	5,759,661	5,673,955	4,722,313	4,552,528	4,486,313
11 Collier	5,252,310	5,764,017	6,563,829	6,573,208	7,038,042	5,559,982	5,371,871	5,346,625
12 Columbia	842,349	854,714	965,844	893,684	925,718	699,254	638,479	569,624
13 Miami-Dade	36,671,558	40,371,227	45,860,153	46,037,445	46,093,264	36,685,319	34,524,826	33,633,653
14 De Soto	297,788	311,185	291,961	311,985	283,324	259,869	190,427	182,964
15 Dixie	147,828	160,015	144,324	142,278	136,993	104,828	82,636	88,399
16 Duval	15,367,760	16,460,511	17,571,389	16,939,649	16,734,300	13,577,960	12,656,632	12,382,849
17 Escambia	5,204,595	5,846,256	6,367,600	5,835,771	5,384,989	4,026,686	3,572,846	3,440,470
18 Flagler	1,242,892	1,394,192	1,651,599	1,706,341	1,733,249	1,392,144	1,278,345	1,166,438
19 Franklin	56,250	61,999	74,160	61,256	50,391	47,594	40,420	43,915
20 Gadsden	248,657	229,864	241,158	225,453	236,381	192,935	170,082	150,972
21 Gilchrist	283,603	306,111	334,873	335,344	351,256	242,622	266,145	225,178
22 Glades	37,612	43,818	41,665	59,777	58,438	42,907	43,591	41,717
23 Gulf	236,476	234,698	323,224	292,758	308,283	213,249	198,436	180,563
24 Hamilton	84,381	91,959	92,732	71,442	60,176	49,345	43,595	56,999
25 Hardee	343,997	398,975	418,352	391,054	390,693	301,253	260,624	240,781
26 Hendry	476,302	494,532	579,659	540,061	515,898	383,028	387,020	394,705
27 Hernando	2,173,336	2,398,402	2,768,102	2,946,873	2,962,498	2,466,871	2,180,041	2,036,880
28 Highlands	1,093,405	1,199,016	1,261,676	1,149,346	1,094,809	830,632	799,716	755,511
29 Hillsborough	26,546,222	28,839,156	32,958,301	32,418,957	31,864,699	25,386,948	23,986,350	23,689,339
30 Holmes	327,590	364,008	381,800	349,063	343,093	269,502	260,004	254,279
31 Indian River	2,183,299	2,444,108	2,732,731	2,666,752	2,828,751	2,179,014	2,024,015	2,027,087
32 Jackson	800,555	829,747	945,203	891,347	915,582	687,446	602,017	582,400
33 Jefferson	128,093	131,124	160,766	164,880	144,145	115,730	104,111	110,428
34 Lafayette	119,112	113,084	130,070	115,998	118,940	95,484	87,588	86,692
35 Lake	4,007,359	4,622,197	5,276,437	5,272,164	5,491,934	4,195,871	3,907,409	3,641,771
36 Lee	8,198,927	9,146,195	10,431,088	10,304,363	10,717,434	8,631,230	8,102,660	8,105,466
37 Leon	6,633,510	7,031,475	7,443,726	7,278,358	7,170,431	5,609,088	5,088,148	4,729,992
38 Levy	433,851	437,326	498,831	480,518	488,971	366,586	346,319	301,713
39 Liberty	133,701	126,971	144,263	123,180	115,636	111,867	72,813	66,495
40 Madison	238,510	230,361	228,231	257,465	269,572	177,208	127,173	106,074
41 Manatee	5,059,028	5,689,588	6,531,930	6,347,394	6,240,409	5,022,397	4,614,789	4,440,975
42 Marion	4,403,262	4,928,893	5,640,259	5,696,912	5,596,796	4,376,194	4,068,997	3,818,571
43 Martin	3,330,900	3,722,781	4,311,000	4,288,365	4,432,427	3,571,986	3,498,910	3,458,385
44 Monroe	1,367,980	1,399,916	1,546,462	1,447,494	1,387,790	1,043,405	985,466	1,004,392
45 Nassau	1,217,599	1,244,429	1,412,785	1,361,338	1,437,714	1,166,462	1,006,759	961,475
46 Okaloosa	5,154,579	5,655,100	6,113,677	6,113,129	5,891,448	4,359,175	3,851,410	3,694,894
47 Okeechobee	388,561	445,567	478,531	443,576	475,468	372,259	317,709	312,079
48 Orange	22,151,334	24,217,516	27,315,704	26,704,071	26,924,338	21,292,527	20,303,370	19,888,765
49 Osceola	3,634,815	4,096,948	4,839,526	4,874,529	5,070,629	4,080,343	3,765,058	3,626,805
50 Palm Beach	24,361,677	27,382,440	31,563,641	31,855,904	32,338,459	25,162,147	23,967,176	23,907,879
51 Pasco	6,489,268	7,159,251	8,306,482	8,594,051	9,102,689	7,486,127	7,234,613	7,119,456
52 Pinellas	19,886,303	21,081,696	23,667,207	23,250,941	22,441,069	17,683,031	16,219,049	15,397,871
53 Polk	8,082,682	8,680,380	9,897,373	9,978,241	9,615,592	7,830,594	6,904,512	6,531,522
54 Putnam	946,106	932,566	1,001,155	914,276	862,029	664,552	549,596	492,792
55 St. Johns	4,746,714	5,453,814	6,349,118	6,457,571	6,674,966	5,487,305	5,420,500	5,660,620
56 St. Lucie	3,075,923	3,404,633	3,894,011	4,036,550	3,985,888	3,208,631	2,968,223	2,765,774
57 Santa Rosa	4,425,651	4,962,217	5,728,039	5,470,971	5,325,375	4,077,242	3,679,610	3,454,633
58 Sarasota	7,378,805	8,068,083	9,200,282	8,646,374	8,282,729	6,414,760	5,908,529	5,954,533
59 Seminole	13,128,071	14,539,445	16,217,948	15,969,334	15,977,304	12,220,199	11,209,674	10,994,105
60 Sumter	444,677	539,394	655,243	690,927	741,825	611,478	599,140	557,387
61 Suwannee	501,897	525,874	525,361	510,033	540,777	404,665	353,061	327,984
62 Taylor	341,298	345,714	338,586	292,250	297,506	230,007	206,288	208,235
63 Union	179,175	208,422	215,904	189,867	175,103	124,410	97,943	88,127
64 Volusia	8,956,015	9,672,391	10,889,043	10,043,941	9,932,079	7,604,314	6,949,354	6,460,607
65 Wakulla	426,565	448,818	514,394	501,966	500,312	401,173	396,263	335,220
66 Walton	555,211	606,452	693,894	718,370	762,610	578,224	540,454	488,354
67 Washington	341,696	349,254	393,392	366,418	392,312	305,914	261,738	241,884
68 School for Deaf & Blind	8,735	10,793	11,511	13,605	17,203	9,816	13,138	10,206
71 Florida Virtual School	-	-	-	-	-	-	-	42,240
72 FAU Lab School	15,819	35,043	46,396	73,532	92,299	92,930	97,308	100,187
73 FSU Lab School	317,980	371,585	415,963	407,542	448,822	369,752	323,863	356,350
74 FAMU Lab School	28,606	29,997	22,047	36,670	45,872	38,424	36,064	31,597
75 UF Lab School	288,387	306,899	341,203	363,371	408,166	341,311	366,791	355,534
77 Comm. Coll Adult HS	256,054	258,976	327,286	335,181	292,475	219,989	179,647	133,949
99 Non Florida Schools	1,606,164	1,623,913	1,714,950	1,636,991	64,883	1,164,692	996,995	911,225
Total	\$ 347,014,439	* \$ 379,874,911	* \$ 429,012,109	* \$ 423,532,775	* \$ 421,417,950	* \$ 333,832,499	* \$ 312,150,590	* \$ 303,419,763

1. 2012-13 Bright Futures Scholarship Program data represents the latest available data at time of publication

NOTE: The sum of district totals may not equal Total due to rounding.

\*Totals correspond to End of Year (EOY) Reports

**K-12 Public School Capital Outlay Construction Bonds**

	Classrooms First*	2003-04 District Effort Recognition	2003-04 Classrooms for Kids Allocations	2006-07 Classrooms for Kids Allocations	2007-08 Classrooms for Kids Allocations	Total
	-1-	-2-	-3-	-4-	-5-	-6-
1 Alachua	\$ 19,216,634	\$ 419,099	\$ 3,296,557	\$ 5,259,403	\$ 5,727,637	\$ 33,919,330
2 Baker	2,681,131	-	644,730	1,865,015	1,105,938	6,296,814
3 Bay	15,624,882	312,908	4,107,770	6,020,288	3,380,434	29,446,282
4 Bradford	2,404,496	-	1,096,794	436,537	524,422	4,462,249
5 Brevard	43,146,937	-	12,813,233	6,734,089	7,059,949	69,754,208
6 Broward	281,536,984	791,603	43,226,914	24,075,788	22,505,759	372,137,048
7 Calhoun	1,429,060	-	354,532	251,874	245,901	2,281,367
8 Charlotte	15,442,537	85,810	3,948,972	1,527,843	2,910,824	23,915,986
9 Citrus	9,195,958	-	2,447,354	4,317,471	7,455,967	23,416,750
10 Clay	29,913,944	111,601	8,275,859	22,804,678	31,556,356	92,662,438
11 Collier	14,059,265	-	17,156,690	23,239,385	7,854,863	62,310,203
12 Columbia	5,863,848	-	1,616,162	3,033,362	1,158,000	11,671,372
13 Miami-Dade	249,217,537	4,767,022	45,557,948	31,841,630	30,616,996	362,001,133
14 De Soto	2,502,469	-	600,718	496,139	858,431	4,457,757
15 Dixie	1,452,772	-	215,221	364,794	488,345	2,521,132
16 Duval	84,717,252	543,468	17,752,872	13,700,263	12,265,719	128,979,574
17 Escambia	26,393,641	418,940	3,966,914	4,163,338	4,061,135	39,003,968
18 Flagler	9,864,160	52,088	5,138,061	16,040,488	23,858,139	54,952,936
19 Franklin	1,450,780	-	160,380	162,000	146,700	1,919,860
20 Gadsden	4,837,724	-	670,697	696,057	2,694,027	8,898,505
21 Gilchrist	2,457,269	-	540,214	630,896	434,718	4,063,097
22 Glades	2,491,160	-	114,343	468,644	121,011	3,195,158
23 Gulf	1,760,593	30,089	415,469	266,447	1,170,198	3,642,796
24 Hamilton	1,029,834	-	207,274	232,033	576,688	2,045,829
25 Hardee	3,379,131	-	1,567,550	896,493	1,884,896	7,728,070
26 Hendry	6,512,952	-	1,620,360	728,423	742,656	9,604,391
27 Hernando	12,679,144	239,247	6,152,470	13,824,636	16,756,747	49,652,244
28 Highlands	8,234,358	-	2,027,286	2,290,249	5,674,283	18,226,176
29 Hillsborough	138,946,878	2,699,045	70,999,118	83,136,437	32,337,930	328,119,408
30 Holmes	2,867,462	-	309,574	693,721	321,091	4,191,848
31 Indian River	4,485,195	277,685	4,198,399	4,870,372	5,174,852	19,006,503
32 Jackson	4,651,903	27,761	1,224,653	1,801,279	2,404,806	10,110,402
33 Jefferson	1,414,820	-	253,792	192,046	180,564	2,041,222
34 Lafayette	466,979	-	125,217	279,936	617,911	1,490,043
35 Lake	34,625,585	676,014	15,838,151	15,876,781	31,512,781	98,529,312
36 Lee	40,210,895	-	20,557,312	43,853,559	37,272,835	141,894,601
37 Leon	15,434,055	1,165,027	4,271,562	7,659,840	7,885,038	36,415,522
38 Levy	4,696,731	-	758,001	616,778	2,009,988	8,081,498
39 Liberty	997,779	-	244,519	914,278	550,114	2,706,690
40 Madison	1,596,483	-	262,775	275,465	253,926	2,388,649
41 Manatee	26,398,468	1,399,092	10,035,150	19,752,915	3,886,852	61,472,477
42 Marion	32,203,144	50,156	9,196,293	14,133,028	15,850,264	71,432,885
43 Martin	15,970,399	-	7,314,379	4,170,429	5,956,614	33,411,821
44 Monroe	5,338,193	141,170	978,346	1,005,106	890,164	8,352,979
45 Nassau	14,754,331	-	1,840,495	3,850,626	5,225,718	25,671,170
46 Okaloosa	16,652,703	-	2,762,334	3,827,966	2,769,177	26,012,180
47 Okeechobee	4,107,241	-	916,731	1,326,935	2,019,818	8,370,725
48 Orange	153,184,961	7,736,243	35,111,140	39,353,395	15,834,213	251,219,952
49 Osceola	79,367,481	2,177,514	22,596,087	22,099,441	35,256,838	161,497,361
50 Palm Beach	137,031,375	1,076,752	42,596,719	17,957,905	13,599,649	212,262,400
51 Pasco	42,560,357	149,579	20,100,560	29,769,917	37,066,223	129,646,636
52 Pinellas	83,646,728	1,817	17,895,617	15,045,087	10,615,544	127,204,793
53 Polk	58,495,708	-	24,469,514	48,615,388	62,051,089	193,631,699
54 Putnam	10,045,986	52,211	1,418,203	1,318,299	1,276,612	14,111,311
55 St. Johns	26,134,482	162,064	12,550,747	18,997,065	26,594,997	84,439,355
56 St. Lucie	23,378,992	325,171	10,212,030	20,471,516	54,352,358	108,740,067
57 Santa Rosa	24,848,427	121,383	5,619,846	4,201,038	7,387,260	42,177,954
58 Sarasota	32,097,640	430,238	9,258,101	9,527,510	9,754,856	61,068,345
59 Seminole	43,405,640	1,221,849	12,900,922	12,544,043	5,409,345	75,481,799
60 Sumter	5,567,448	-	878,121	682,918	537,893	7,666,380
61 Suwannee	4,447,393	-	610,400	1,618,844	2,076,238	8,752,875
62 Taylor	2,614,860	-	385,052	349,706	322,980	3,672,598
63 Union	2,137,517	-	215,498	898,035	647,206	3,898,256
64 Volusia	41,853,226	2,280,318	11,390,642	10,409,030	10,079,213	76,012,429
65 Wakulla	4,206,055	57,036	554,566	1,490,289	3,583,126	9,891,072
66 Walton	5,554,869	-	2,216,111	2,960,743	954,324	11,686,047
67 Washington	2,855,876	-	859,402	1,213,392	1,422,802	6,351,472
68 Washington Special	-	-	-	-	-	-
69 FAMU Lab School	533,474	-	62,208	88,322	61,059	745,063
70 FAU Lab School	707,324	-	197,152	367,113	49,938	1,321,527
71 FSU Broward	-	-	-	-	-	-
72 FSU Leon	931,338	-	-	-	-	931,338
73 UF Lab School	928,221	-	121,217	113,235	109,055	1,271,728
74 Fla Virtual School	-	-	-	-	-	-
<b>Total</b>	<b>\$ 2,011,851,074</b>	<b>\$ 30,000,000</b>	<b>\$ 570,000,000</b>	<b>\$ 654,697,990</b>	<b>\$ 650,000,000</b>	<b>\$ 3,916,549,064</b>

\*A total of \$963,242 is disbursed in cash payments annually to selected districts that elected not to participate in the bond sales.

All programs in columns 1 through 5 above are funded through the issuance of bonds.

The debt service obligation on these bonds is payable through lottery funds

For fiscal years 2004-05 and 2005-06, class size reduction appropriations were granted from other revenue sources and are not included herein.

**Historical Analysis of the General Revenue Fund  
Total Appropriations and Education Appropriations\*  
(millions)**

	Total Appropriations	Non Recurring	Recurring	Total Education Appropriations	Non Recurring	Recurring	Recurring Education Appropriations as a Percentage of Total Recurring Appropriations	Education Appropriations as a Percentage of Total Appropriations
1986-87	\$ 7,788.5	\$ 291.2	\$ 7,497.3	\$ 4,651.7	\$ 64.2	\$ 4,587.5	61.19%	59.73%
1987-88	8,629.9	83.1	8,546.8	5,111.4	2.3	5,109.1	59.78%	59.23%
1988-89	9,513.0	109.3	9,403.7	5,552.0	36.1	5,515.9	58.66%	58.36%
1989-90	9,976.4	67.5	9,908.9	5,724.5	3.1	5,721.4	57.74%	57.38%
1990-91	10,473.2	58.4	10,414.8	5,807.5	14.4	5,793.1	55.62%	55.45%
1991-92	11,061.2	22.2	11,039.0	5,804.7	1.9	5,802.8	52.57%	52.48%
1992-93	11,837.1	28.7	11,808.4	6,010.5	0.3	6,010.2	50.90%	50.78%
1993-94	13,039.5	150.1	12,889.4	6,550.0	57.6	6,492.4	50.37%	50.23%
1994-95	13,875.1	61.2	13,813.9	6,995.6	15.4	6,980.2	50.53%	50.42%
1995-96	14,797.4	401.4	14,396.0	7,503.8	122.9	7,380.9	51.27%	50.71%
1996-97	15,563.8	400.3	15,163.5	8,128.9	84.1	8,044.8	53.05%	52.23%
1997-98	17,098.1	696.8	16,401.3	9,212.4	395.4	8,817.0	53.76%	53.88%
1998-99	18,009.8	599.6	17,410.2	9,649.0	138.3	9,510.7	54.63%	53.58%
1999-00	18,447.1	709.7	17,737.4	10,236.3	368.1	9,868.2	55.63%	55.49%
2000-01	19,607.4	517.3	19,090.1	10,655.8	142.9	10,512.9	55.07%	54.35%
2001-02	19,077.3	554.7	18,522.6	10,046.8	215.9	9,830.9	53.08%	52.66%
2002-03	20,494.1	464.8	20,029.3	10,814.1	63.2	10,750.9	53.68%	52.77%
2003-04	21,179.7	70.5	21,109.2	11,223.5	1.2	11,222.3	53.16%	52.99%
2004-05	23,670.2	1,111.9	22,558.4	12,144.0	184.5	11,959.5	53.02%	51.31%
2005-06	26,472.6	1,654.1	24,818.5	13,379.8	324.8	13,055.0	52.60%	50.54%
2006-07	29,135.2	2,488.4	26,646.8	14,233.0	259.6	13,973.4	52.44%	48.85%
2007-08	28,475.4	1,900.5	26,574.9	14,503.3	552.2	13,951.1	52.50%	50.93%
2008-09	24,802.8	678.5	24,124.3	12,329.0	37.3	12,291.7	50.95%	49.71%
2009-10	21,126.2	509.1	20,617.1	11,375.2	48.2	11,327.0	54.94%	53.84%
2010-11	23,877.6	1,343.4	22,534.2	12,557.7	359.3	12,198.4	54.13%	52.59%
2011-12	23,006.5	281.3	22,725.2	12,009.8	21.3	11,988.5	52.75%	52.20%
2012-13	24,565.5	80.0	24,485.5	12,671.7	(204.3)	12,876.0	52.59%	51.58%
2013-14	26,482.6	340.2	26,142.4	14,157.1	81.1	14,076.0	53.84%	53.46%
2014-15	27,480.1	547.1	26,933.0	14,464.2	135.5	14,328.7	53.20%	52.64%

The purpose of this table is to demonstrate the continuity of General Revenue appropriations for education since the inception of the Florida Lottery. The Educational Enhancement Trust Fund supplements, but does not supplant, state funding of education through the General Revenue Fund and other revenue sources. Excludes fixed capital outlay appropriations.

\* Data for this chart are available from OPB/Governor's Office or Legislative staff. FDOE does not have access to LAS/PBS data other than Education.

**EDUCATIONAL ENHANCEMENT TRUST FUND**

**FINANCIAL OUTLOOK STATEMENT**

Including FY 2014-15 Effective Appropriations

FY 2013-14 through FY 2018-19

(\$ MILLIONS)

DATE: July 1, 2014

	<u>RECURRING</u>	<u>NON- RECURRING</u>	<u>TOTAL</u>
<b>FUNDS AVAILABLE 2013-14</b>			
Balance Forward from 2012-13	0.0	176.0	176.0
Revenues from Lottery Ticket Sales	1,485.5	0.0	1,485.5
Revenues from Slot Machine Activity	186.9	(10.9)	174.4
Transfers from DOL Administrative Trust Fund	0.0	7.3	7.3
Interest Earnings	2.2	0.0	2.2
Total 2013-14 Funds Available	<u>1,674.6</u>	<u>172.4</u>	<u>1,845.4</u>
<b>EFFECTIVE APPROPRIATIONS 2013-14</b>			
Public Schools	370.1	66.0	436.1
Workforce Education	57.4	0.0	57.4
State University System	234.8	0.0	234.8
Florida College System	204.9	0.0	204.9
Bright Futures	309.4	0.0	309.4
Student Financial Assistance	50.4	0.0	50.4
SMART Schools/Classrooms First	156.0	0.0	156.0
Class Size Reduction/Debt Service	153.8	0.0	153.8
Other Education Facilities	6.7	0.0	6.7
Total 2013-14 Effective Appropriations	<u>1,543.5</u>	<u>66.0</u>	<u>1,609.5</u>
<b>AVAILABLE RESERVES</b>	<b>131.1</b>	<b>106.4</b>	<b>235.9</b>
<b>FUNDS AVAILABLE 2014-15</b>			
Balance Forward from 2013-14	0.0	235.9	235.9
Revenues from Lottery Ticket Sales	1,515.8	0.0	1,515.8
Revenues from Slot Machine Activity	186.9	0.0	186.9
Interest Earnings	2.7	0.0	2.7
Total 2014-15 Funds Available	<u>1,705.4</u>	<u>235.9</u>	<u>1,941.3</u>
<b>EFFECTIVE APPROPRIATIONS 2014-15</b>			
Public Schools	480.7	0.0	480.7
Workforce Education	82.4	0.0	82.4
State University System	284.8	0.0	284.8
Florida College System	255.0	0.0	255.0
Bright Futures	266.2	0.0	266.2
Student Financial Assistance	60.4	0.0	60.4
SMART Schools/Classrooms First	155.9	0.0	155.9
Class Size Reduction/Debt Service	152.8	0.0	152.8
Other Education Facilities	6.6	0.0	6.6
EETF Transfer to PECO TF (s. 9)	0.0	136.2	136.2
Total 2014-15 Effective Appropriations	<u>1,744.8</u>	<u>136.2</u>	<u>1,881.0</u>
<b>AVAILABLE RESERVES</b>	<b>(39.4)</b>	<b>99.7</b>	<b>60.3</b>

**EDUCATIONAL ENHANCEMENT TRUST FUND**

**FINANCIAL OUTLOOK STATEMENT**

Including FY 2014-15 Effective Appropriations

FY 2013-14 through FY 2018-19

(\$ MILLIONS)

DATE: July 1, 2014

	<u>RECURRING</u>	<u>NON- RECURRING</u>	<u>TOTAL</u>
<b>FUNDS AVAILABLE 2015-16</b>			
Balance Forward from 2014-15	0.0	60.3	60.3
Revenues from Lottery Ticket Sales	1,545.0	0.0	1,545.0
Revenues from Slot Machine Activity	192.0	0.0	192.0
Interest Earnings	4.3	0.0	4.3
Total 2015-16 Funds Available	<u>1,741.3</u>	<u>60.3</u>	<u>1,801.6</u>
<b>FUNDS AVAILABLE 2016-17</b>			
Revenues from Lottery Ticket Sales	1,579.0	0.0	1,579.0
Revenues from Slot Machine Activity	196.0	0.0	196.0
Interest Earnings	7.8	0.0	7.8
Total 2016-17 Funds Available	<u>1,782.8</u>	<u>0.0</u>	<u>1,782.8</u>
<b>FUNDS AVAILABLE 2017-18</b>			
Revenues from Lottery Ticket Sales	1,604.7	0.0	1,604.7
Revenues from Slot Machine Activity	200.2	0.0	200.2
Interest Earnings	9.1	0.0	9.1
Total 2017-18 Funds Available	<u>1,814.0</u>	<u>0.0</u>	<u>1,814.0</u>
<b>FUNDS AVAILABLE 2018-19</b>			
Revenues from Lottery Ticket Sales	1,657.3	0.0	1,657.3
Revenues from Slot Machine Activity	204.2	0.0	204.2
Interest Earnings	9.4	0.0	9.4
Total 2018-19 Funds Available	<u>1,870.9</u>	<u>0.0</u>	<u>1,870.9</u>