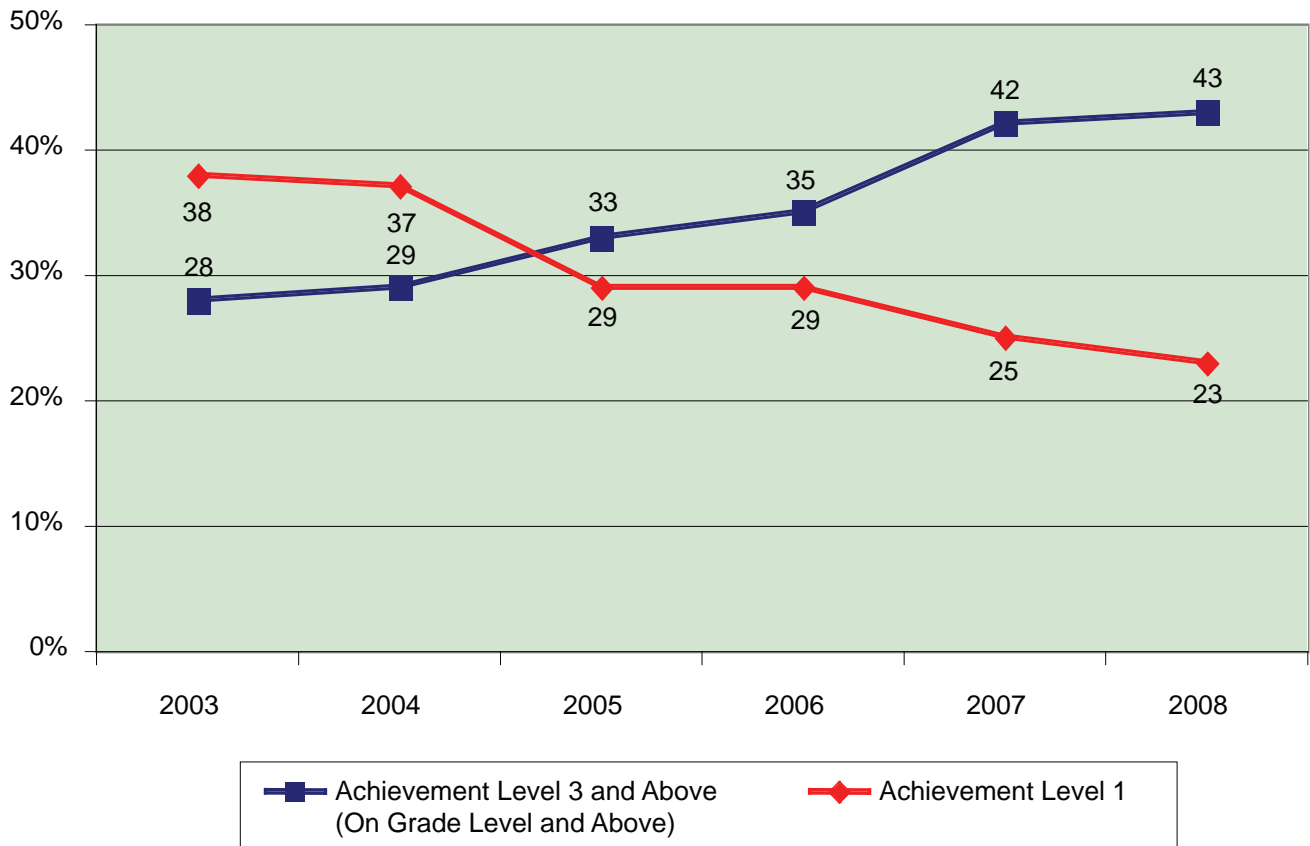


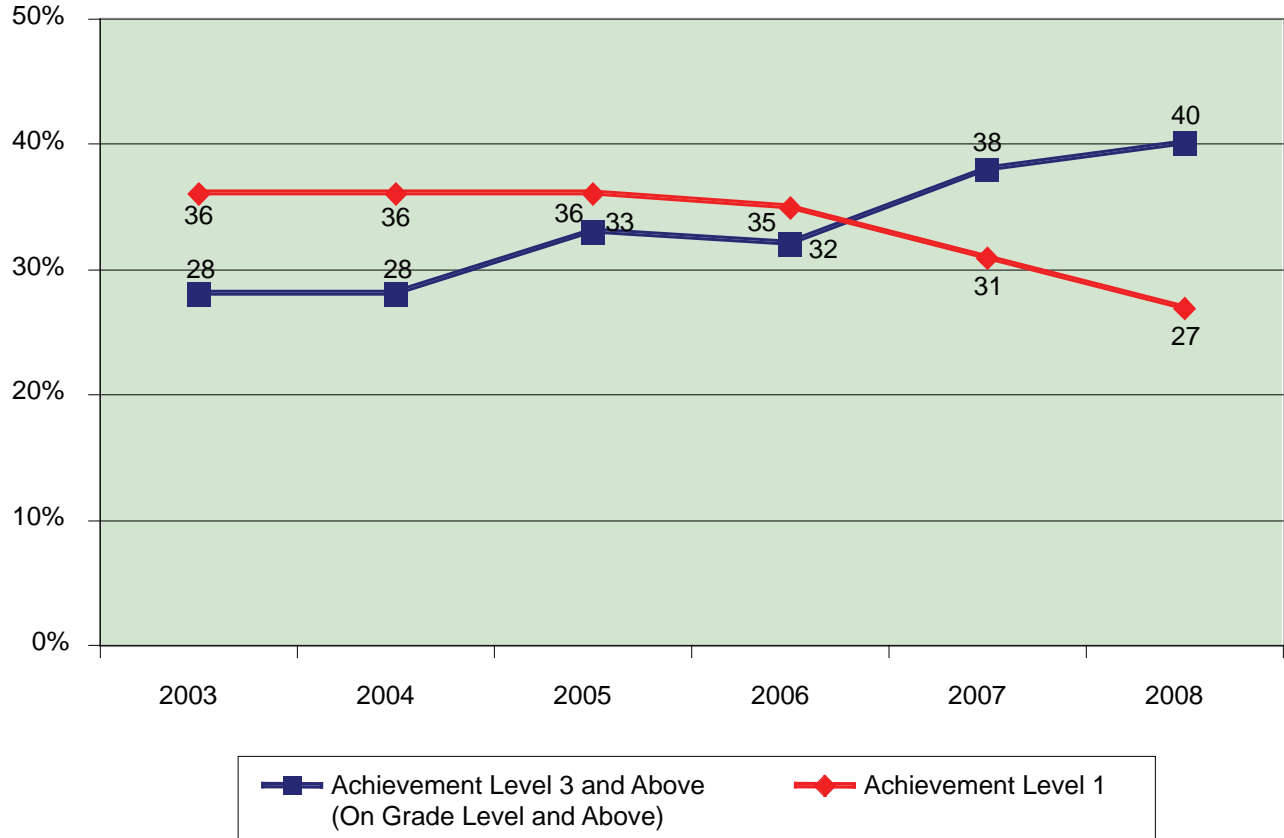
FCAT Science by Achievement Level Grade 5



In 2008, 43 percent of all students in Grade 5 were performing at or above Achievement Level 3 (on grade level and above) on FCAT Science. This is an increase from 28 percent in 2003, 29 percent in 2004, 33 percent in 2005, 35 percent in 2006, and 42 percent in 2007. In 2008, 23 percent of all students in Grade 5 were performing at Achievement Level 1 on FCAT Science. This is a decrease from 38 percent in 2003, 37 percent in 2004, 29 percent in 2005, 29 percent in 2006, and 25 percent in 2007.

Source: K20 Education Data Warehouse
Florida Department of Education, June 2008

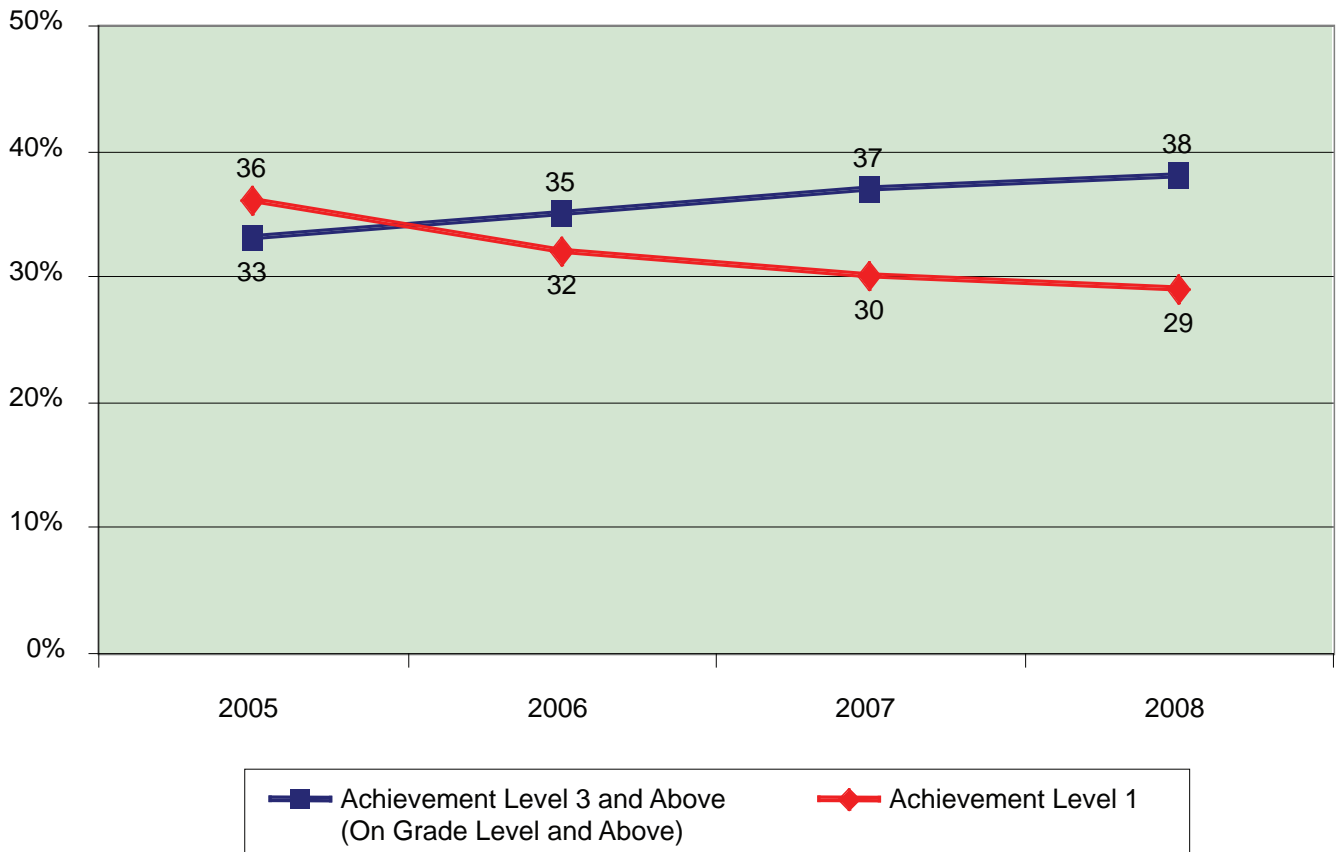
FCAT Science by Achievement Level Grade 8



In 2008, 40 percent of all students in Grade 8 were performing at or above Achievement Level 3 (on grade level and above) on FCAT Science. This is an increase from 28 percent in 2003, 28 percent in 2004, 33 percent in 2005, 32 percent in 2006, and 38 percent in 2007. In 2008, 27 percent of all students in Grade 8 were performing at Achievement Level 1 on FCAT Science. This is a decrease from 36 percent in 2003, 36 percent in 2004, 36 percent in 2005, 35 percent in 2006, and 31 percent in 2007.

Source: K20 Education Data Warehouse
Florida Department of Education, June 2008

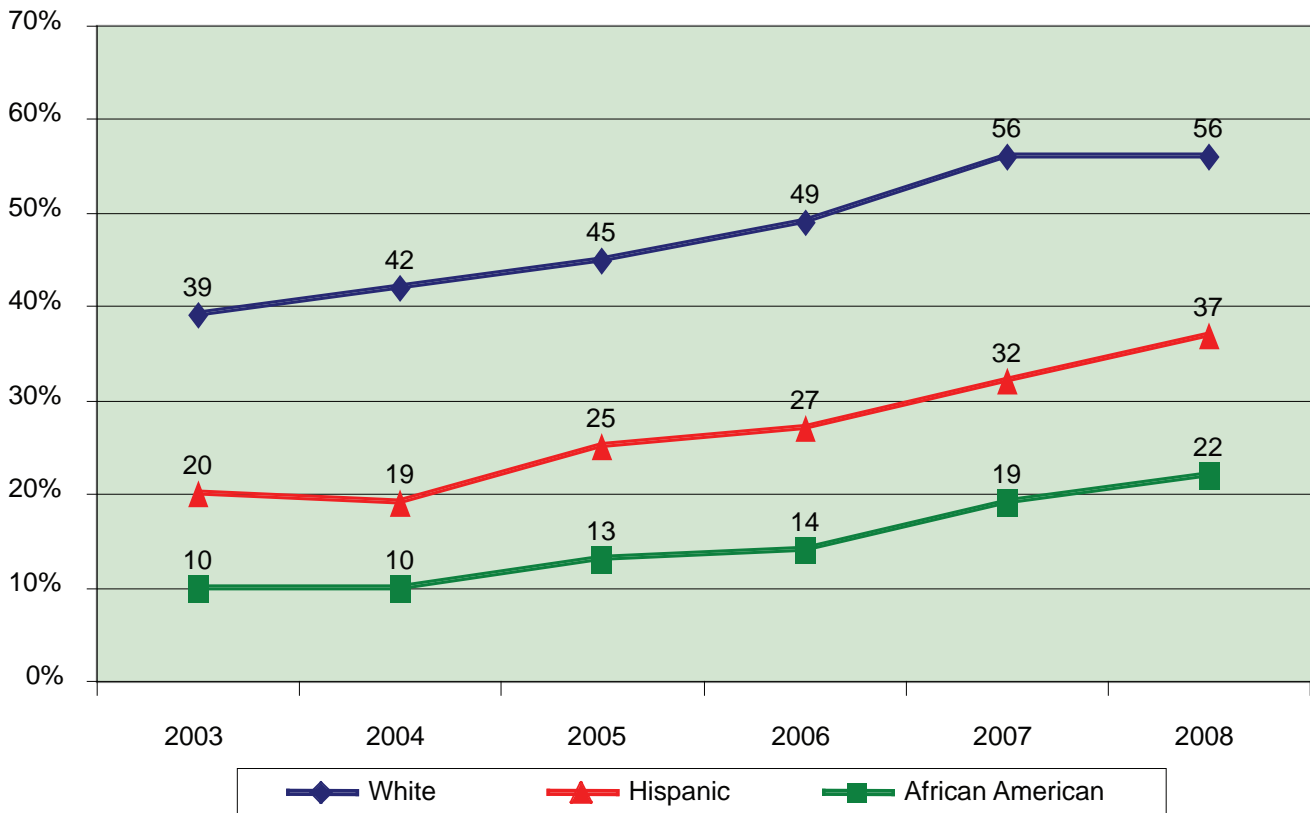
FCAT Science by Achievement Level Grade 11



In 2008, 38 percent of all students in Grade 11 were performing at or above Achievement Level 3 (on grade level and above) on FCAT Science. This is an increase from 33 percent in 2005, 35 percent in 2006, and 37 percent in 2007. In 2008, 29 percent of all students in Grade 11 were performing at Achievement Level 1 on FCAT Science. This is a decrease from 36 percent in 2005, 32 percent in 2006, and 30 percent in 2007.

Source: K20 Education Data Warehouse
Florida Department of Education, June 2008

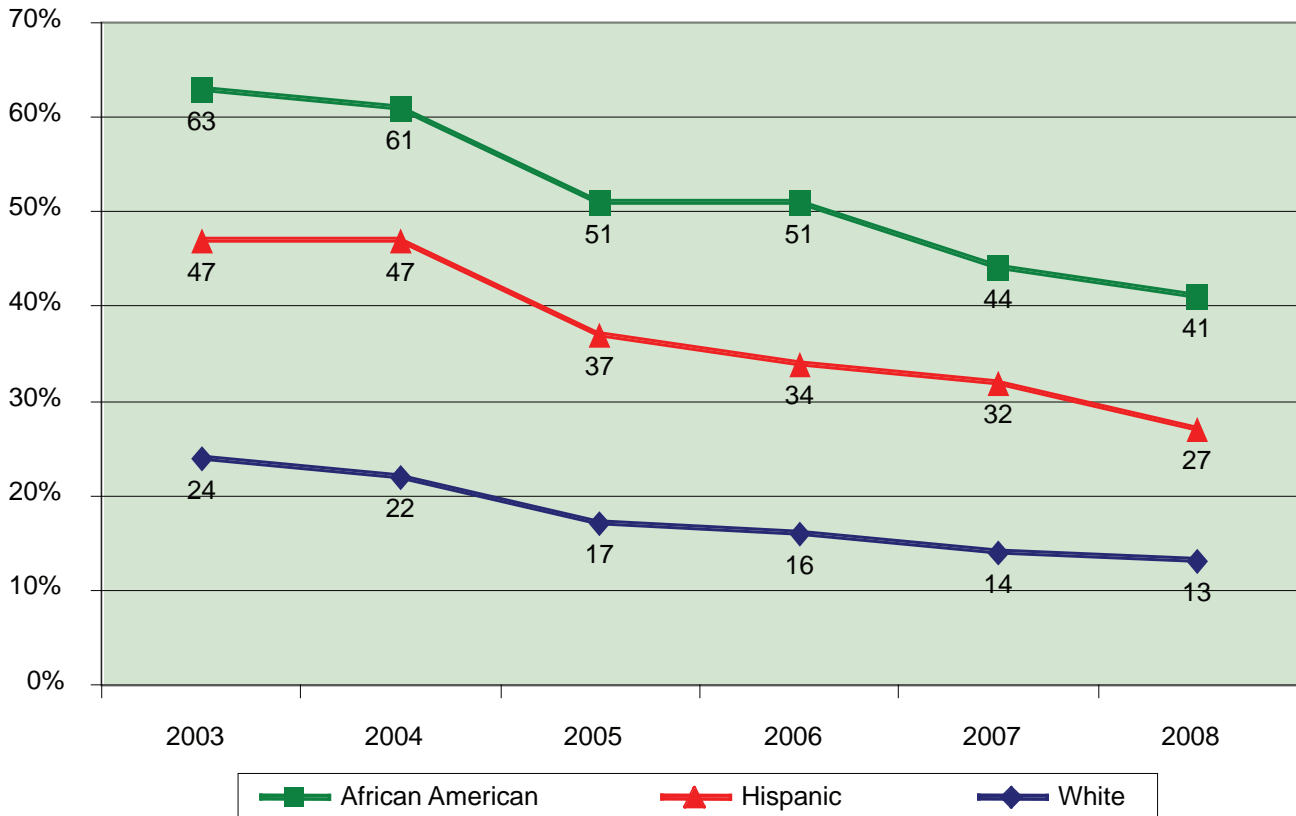
FCAT Science Achievement Level 3 and Above (On Grade Level and Above) Grade 5



In 2008, 56 percent of White students in Grade 5 were performing at or above Achievement Level 3 (on grade level and above) on FCAT Science. This is an increase from 39 percent in 2003, 42 percent in 2004, 45 percent in 2005, 49 percent in 2006, and 56 percent in 2007. In 2008, 37 percent of Hispanic students in Grade 5 were performing at or above Achievement Level 3 (on grade level and above) on FCAT Science. This is an increase from 20 percent in 2003, 19 percent in 2004, 25 percent in 2005, 27 percent in 2006, and 32 percent in 2007. In 2008, 22 percent of African American students in Grade 5 were performing at or above Achievement Level 3 (on grade level and above) on FCAT Science. This is an increase from 10 percent in 2003, 10 percent in 2004, 13 percent in 2005, 14 percent in 2006, and 19 percent in 2007.

Source: K20 Education Data Warehouse
Florida Department of Education, June 2008

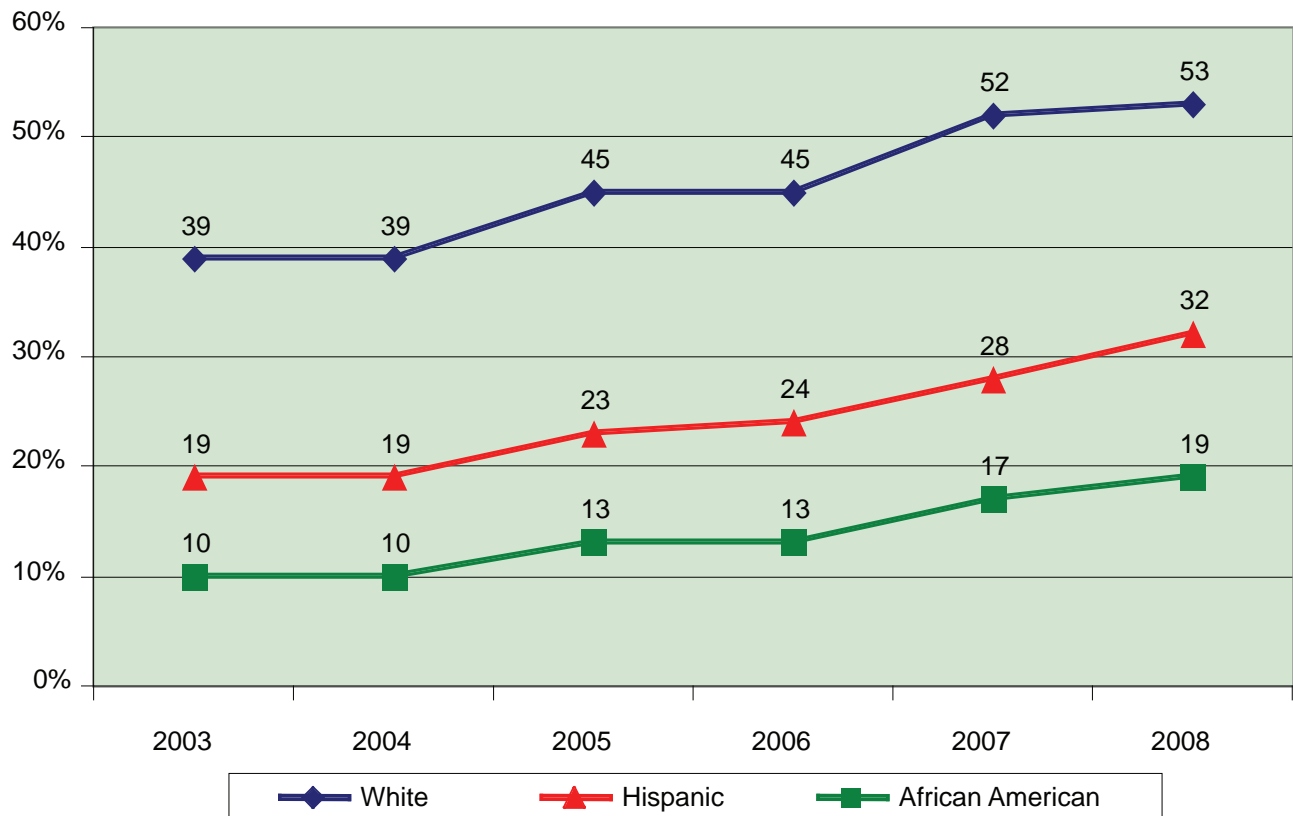
FCAT Science Achievement Level 1 Grade 5



In 2008, 13 percent of White students in Grade 5 were performing at Achievement Level 1 on FCAT Science. This is a decrease from 24 percent in 2003, 22 percent in 2004, 17 percent in 2005, 16 percent in 2006, and 14 percent in 2007. In 2008, 27 percent of Hispanic students in Grade 5 were performing at Achievement Level 1 on FCAT Science. This is a decrease from 47 percent in 2003, 47 percent in 2004, 37 percent in 2005, 34 percent in 2006, and 32 percent in 2007. In 2008, 41 percent of African American students in Grade 5 were performing at Achievement Level 1 on FCAT Science. This is a decrease from 63 percent in 2003, 61 percent in 2004, 51 percent in 2005, 51 percent in 2006, and 44 percent in 2007.

Source: K20 Education Data Warehouse
Florida Department of Education, June 2008

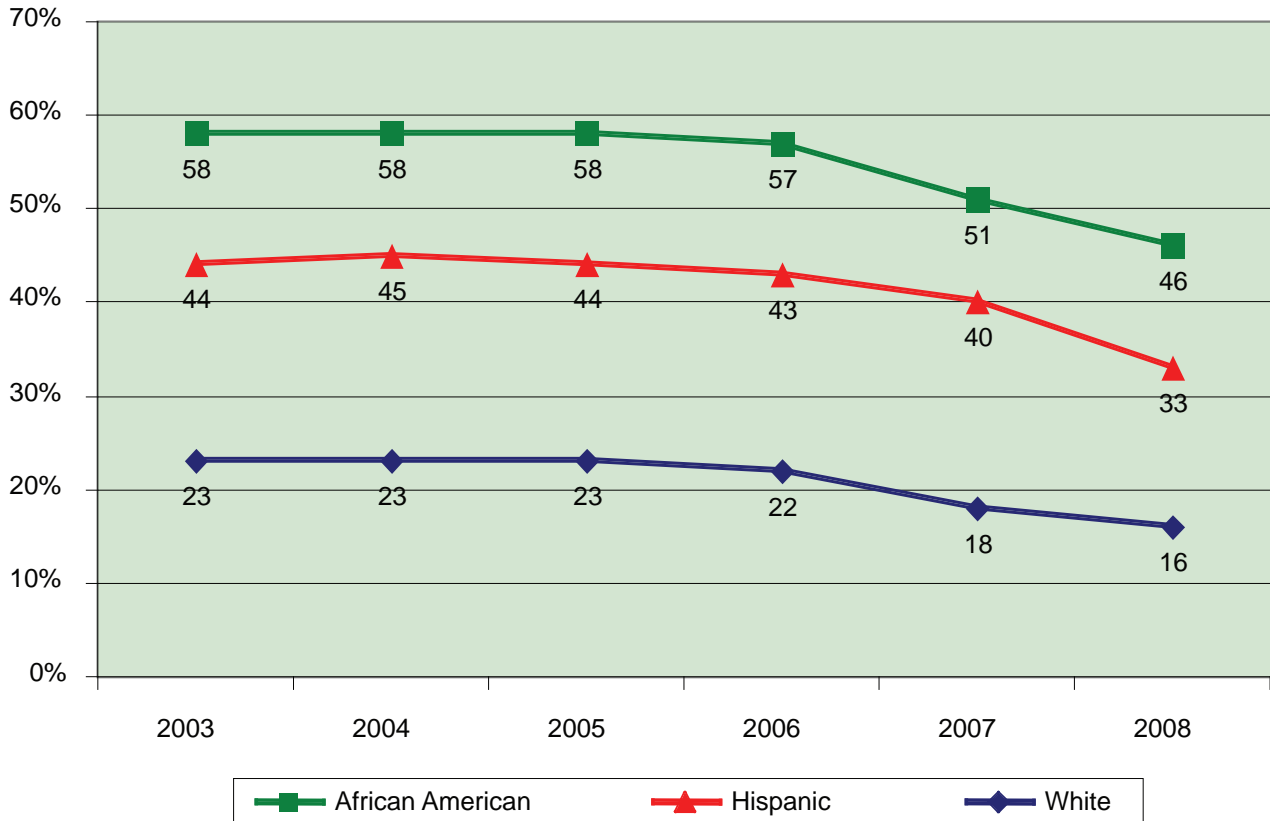
FCAT Science Achievement Level 3 and Above (On Grade Level and Above) Grade 8



In 2008, 53 percent of White students in Grade 8 were performing at or above Achievement Level 3 (on grade level and above) on FCAT Science. This is an increase from 39 percent in 2003, 39 percent in 2004, 45 percent in 2005, 45 percent in 2006, and 52 percent in 2007. In 2008, 32 percent of Hispanic students in Grade 8 were performing at or above Achievement Level 3 (on grade level and above) on FCAT Science. This is an increase from 19 percent in 2003, 19 percent in 2004, 23 percent in 2005, 24 percent in 2006, and 28 percent in 2007. In 2008, 19 percent of African American students in Grade 8 were performing at or above Achievement Level 3 (on grade level and above) on FCAT Science. This is an increase from 10 percent in 2003, 10 percent in 2004, 13 percent in 2005, 13 percent in 2006, and 17 percent in 2007.

Source: K20 Education Data Warehouse
Florida Department of Education, June 2008

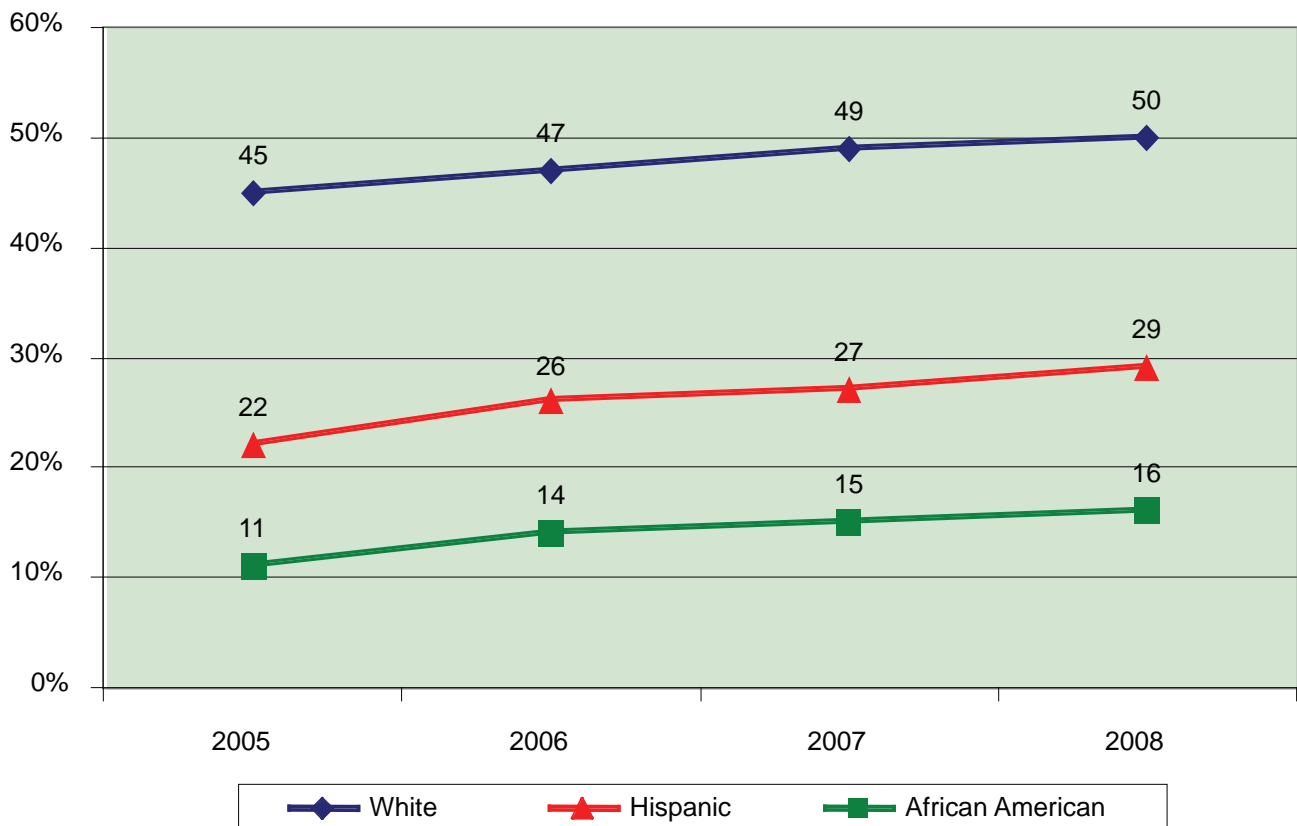
FCAT Science Achievement Level 1 Grade 8



In 2008, 16 percent of White students in Grade 8 were performing at Achievement Level 1 on FCAT Science. This is a decrease from 23 percent in 2003, 23 percent in 2004, 23 percent in 2005, 22 percent in 2006, and 18 percent in 2007. In 2008, 33 percent of Hispanic students in Grade 8 were performing at Achievement Level 1 on FCAT Science. This is a decrease from 44 percent in 2003, 45 percent in 2004, 44 percent in 2005, 43 percent in 2006, and 40 percent in 2007. In 2008, 46 percent of African American students in Grade 8 were performing at Achievement Level 1 on FCAT Science. This is a decrease from 58 percent in 2003, 58 percent in 2004, 58 percent in 2005, 57 percent in 2006, and 51 percent in 2007.

Source: K20 Education Data Warehouse
Florida Department of Education, June 2008

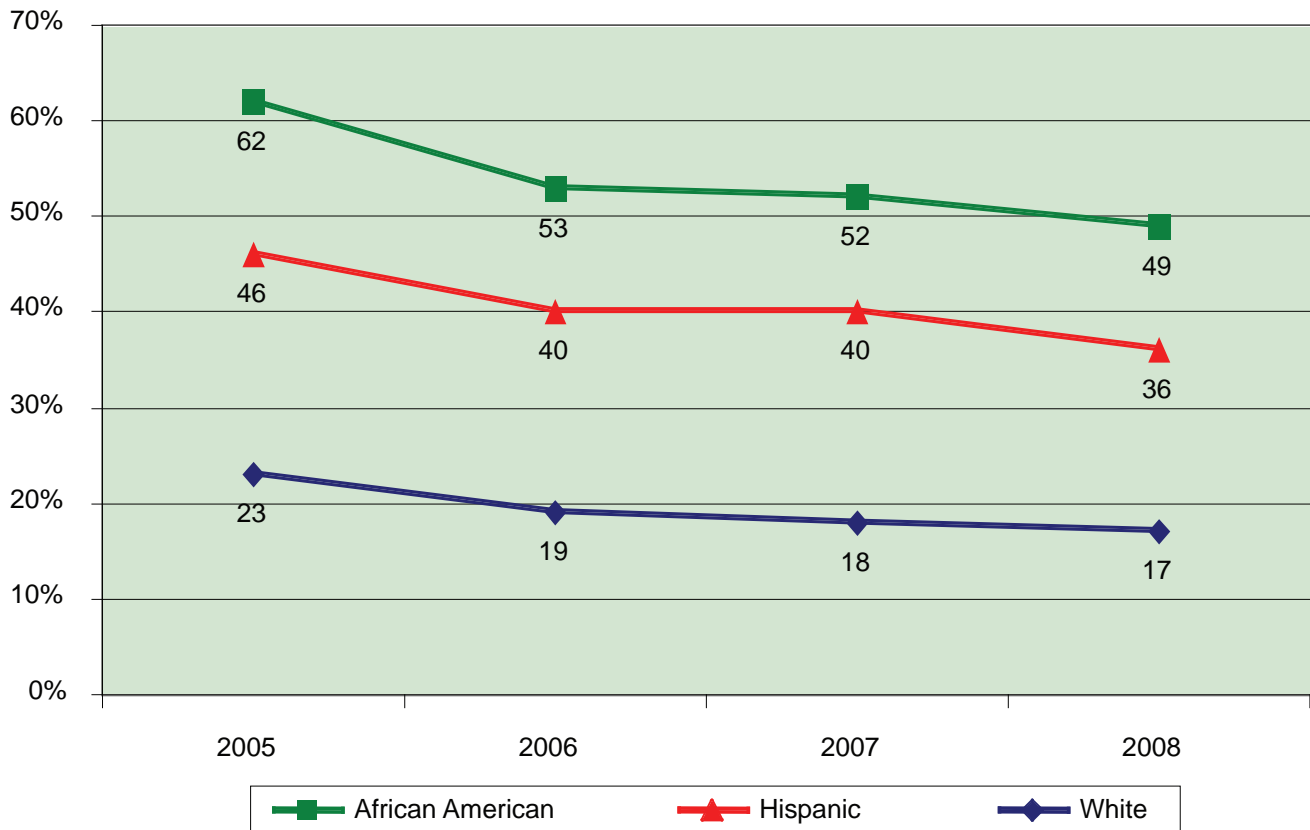
FCAT Science Achievement Level 3 and Above (On Grade Level and Above) Grade 11



In 2008, 50 percent of White students in Grade 11 were performing at or above Achievement Level 3 (on grade level and above) on FCAT Science. This is an increase from 45 percent in 2005, 47 percent in 2006, and 49 percent in 2007. In 2008, 29 percent of Hispanic students in Grade 11 were performing at or above Achievement Level 3 (on grade level and above) on FCAT Science. This is an increase from 22 percent in 2005, 26 percent in 2006, and 27 percent in 2007. In 2007, 16 percent of African American students in Grade 11 were performing at or above Achievement Level 3 (on grade level and above) on FCAT Science. This is an increase from 11 percent in 2005, 14 percent in 2006, and 15 percent in 2007.

Source: K20 Education Data Warehouse
Florida Department of Education, June 2008

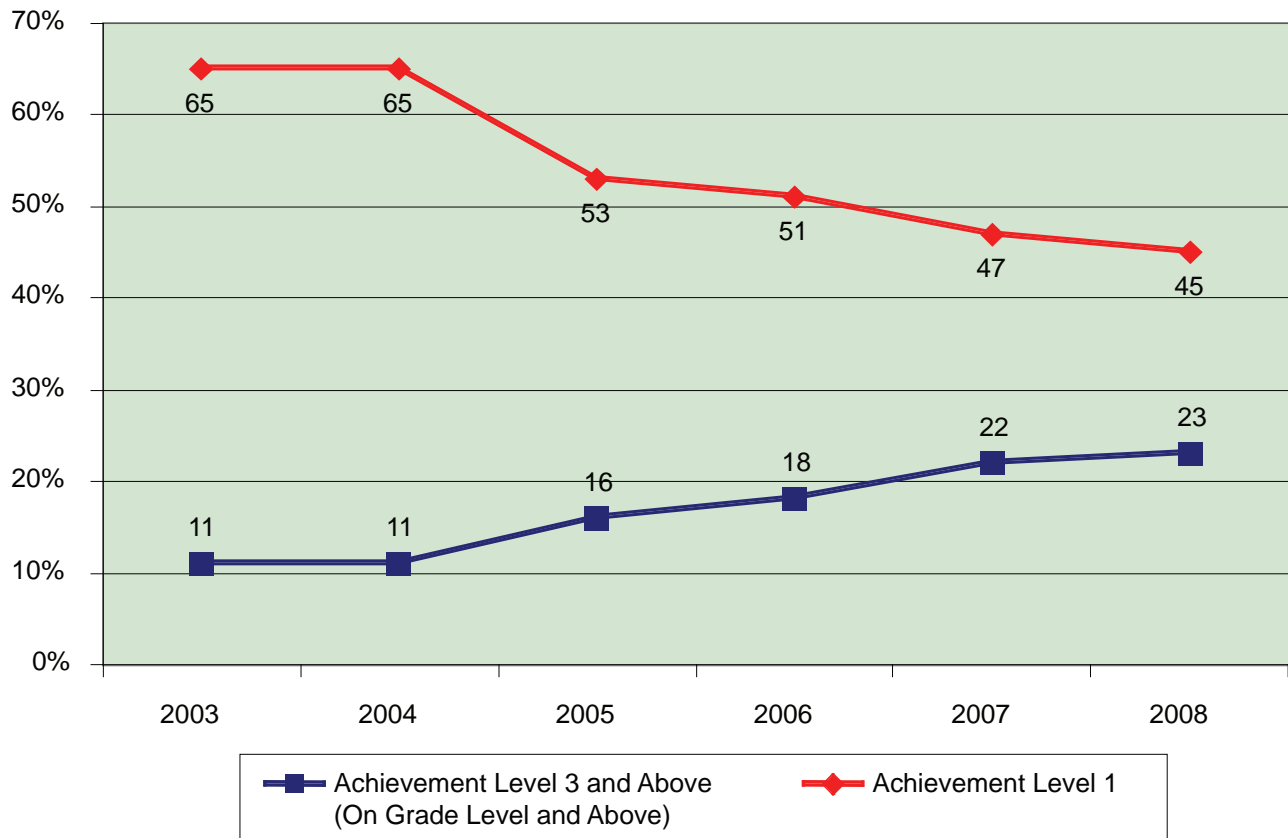
FCAT Science Achievement Level 1 Grade 11



In 2008, 17 percent of White students in Grade 11 were performing at Achievement Level 1 on FCAT Science. This is a decrease from 23 percent in 2005, 19 percent in 2006, and 18 percent in 2007. In 2008, 36 percent of Hispanic students in Grade 11 were performing at Achievement Level 1 on FCAT Science. This is a decrease from 46 percent in 2005, 40 percent in 2006, and 40 percent in 2007. In 2008, 49 percent of African American students in Grade 11 were performing at Achievement Level 1 on FCAT Science. This is a decrease from 62 percent in 2005, 53 percent in 2006, and 52 percent in 2007.

Source: K20 Education Data Warehouse
Florida Department of Education, June 2008

FCAT Science by Achievement Level Students With Disabilities Grade 5

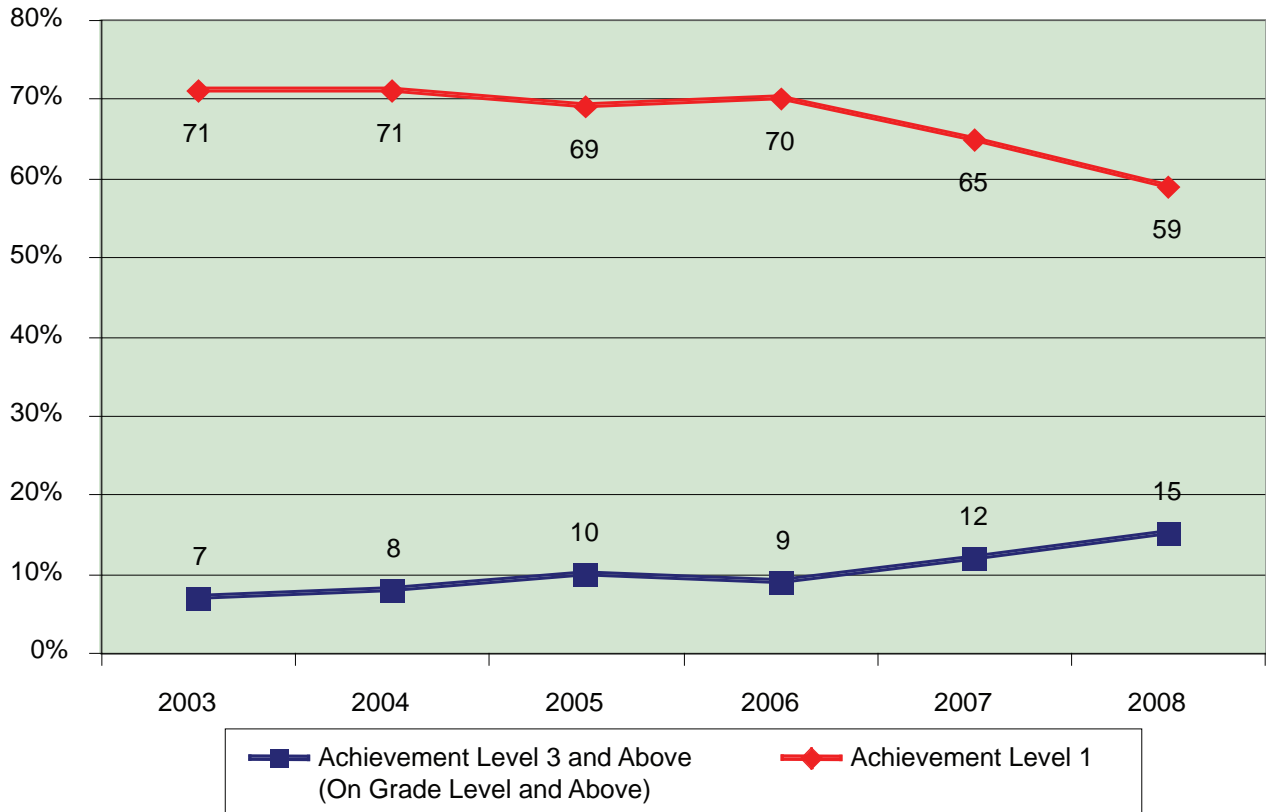


In 2008, 23 percent of Students With Disabilities in Grade 5 were performing at or above Achievement Level 3 (on grade level and above) on FCAT Science. This is an increase from 11 percent in 2003, 11 percent in 2004, 16 percent in 2005, 18 percent in 2006, and 22 percent in 2007. In 2008, 45 percent of Students With Disabilities in Grade 5 were performing at Achievement Level 1 on FCAT Science. This is a decrease from 65 percent in 2003, 65 percent in 2004, 53 percent in 2005, 51 percent in 2006, and 47 percent in 2007.

*Students With Disabilities (SWDs) include students determined eligible for special education and related services who are receiving services based on an individual education plan.

Source: K20 Education Data Warehouse
Florida Department of Education, June 2008

FCAT Science by Achievement Level Students With Disabilities Grade 8

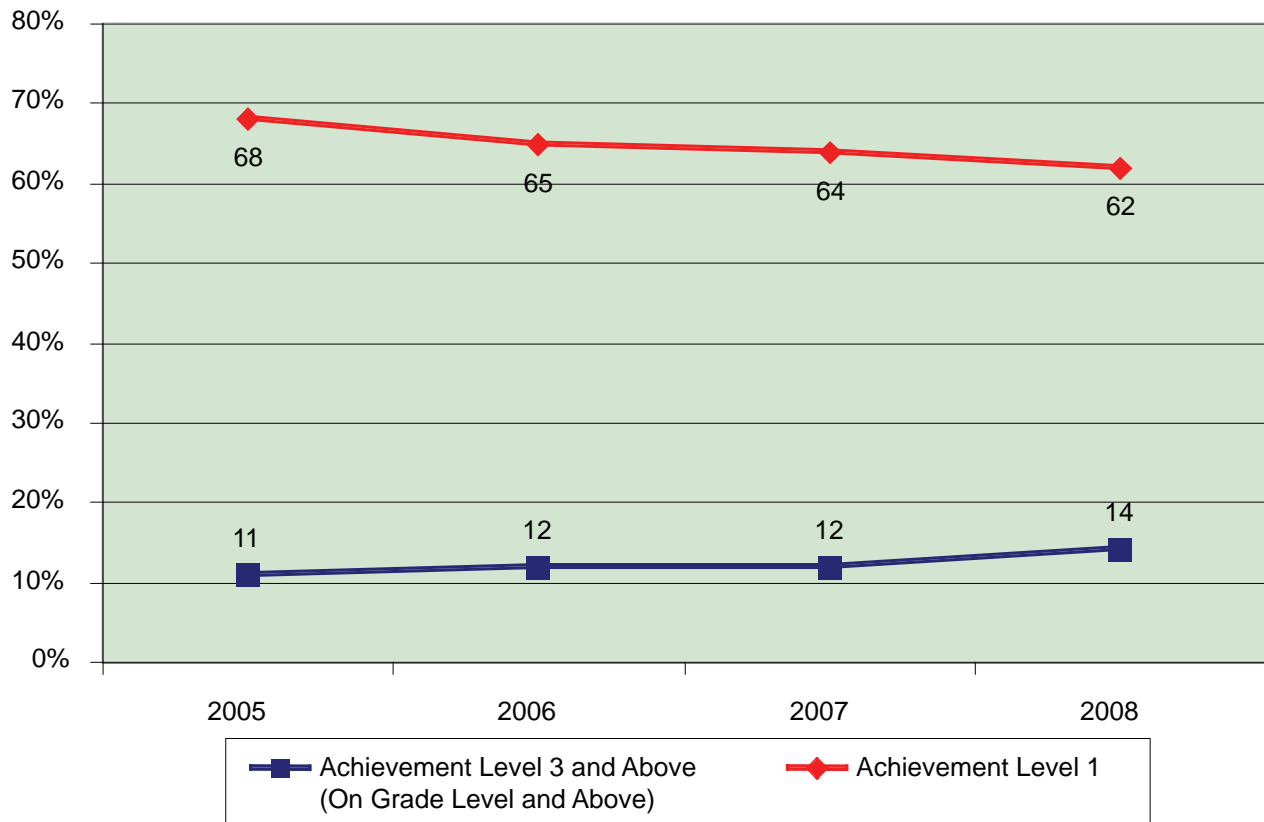


In 2008, 15 percent of Students With Disabilities in Grade 8 were performing at or above Achievement Level 3 (on grade level and above) on FCAT Science. This is an increase from 7 percent in 2003, 8 percent in 2004, 10 percent in 2005, 9 percent in 2006, and 12 percent in 2007. In 2008, 59 percent of Students With Disabilities in Grade 8 were performing at Achievement Level 1 on FCAT Science. This is a decrease from 71 percent in 2003, 71 percent in 2004, 69 percent in 2005, 70 percent in 2006, and 65 percent in 2007.

*Students With Disabilities (SWDs) include students determined eligible for special education and related services who are receiving services based on an individual education plan.

Source: K20 Education Data Warehouse
Florida Department of Education, June 2008

FCAT Science by Achievement Level Students With Disabilities Grade 11

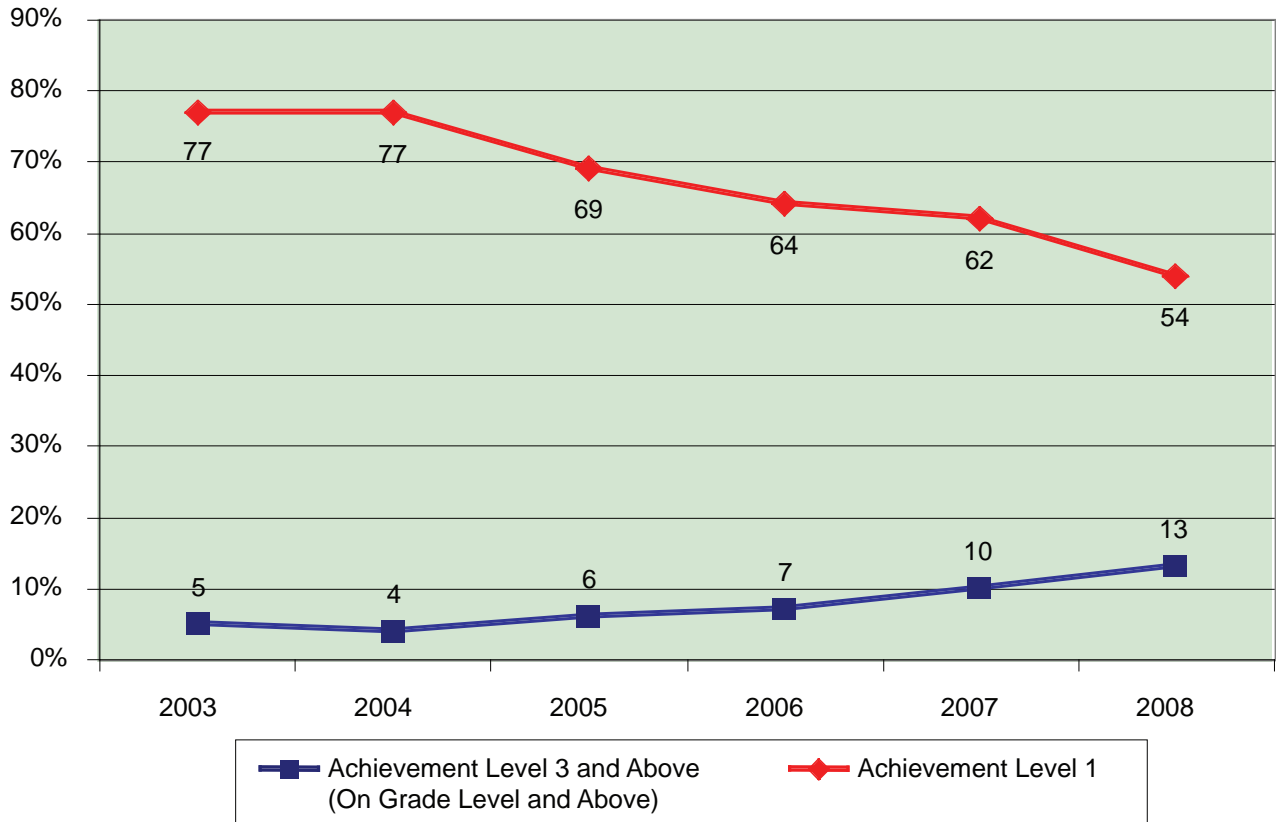


In 2008, 14 percent of Students With Disabilities in Grade 11 were performing at or above Achievement Level 3 (on grade level and above) on FCAT Science. This is an increase from 11 percent in 2005, 12 percent in 2006, and 12 percent in 2007. In 2008, 62 percent of Students With Disabilities in Grade 11 were performing at Achievement Level 1 on FCAT Science. This is a decrease from 68 percent in 2005, 65 percent in 2006, and 64 percent in 2007.

*Students With Disabilities (SWDs) include students determined eligible for special education and related services who are receiving services based on an individual education plan.

Source: K20 Education Data Warehouse
Florida Department of Education, June 2008

FCAT Science by Achievement Level English Language Learners Grade 5

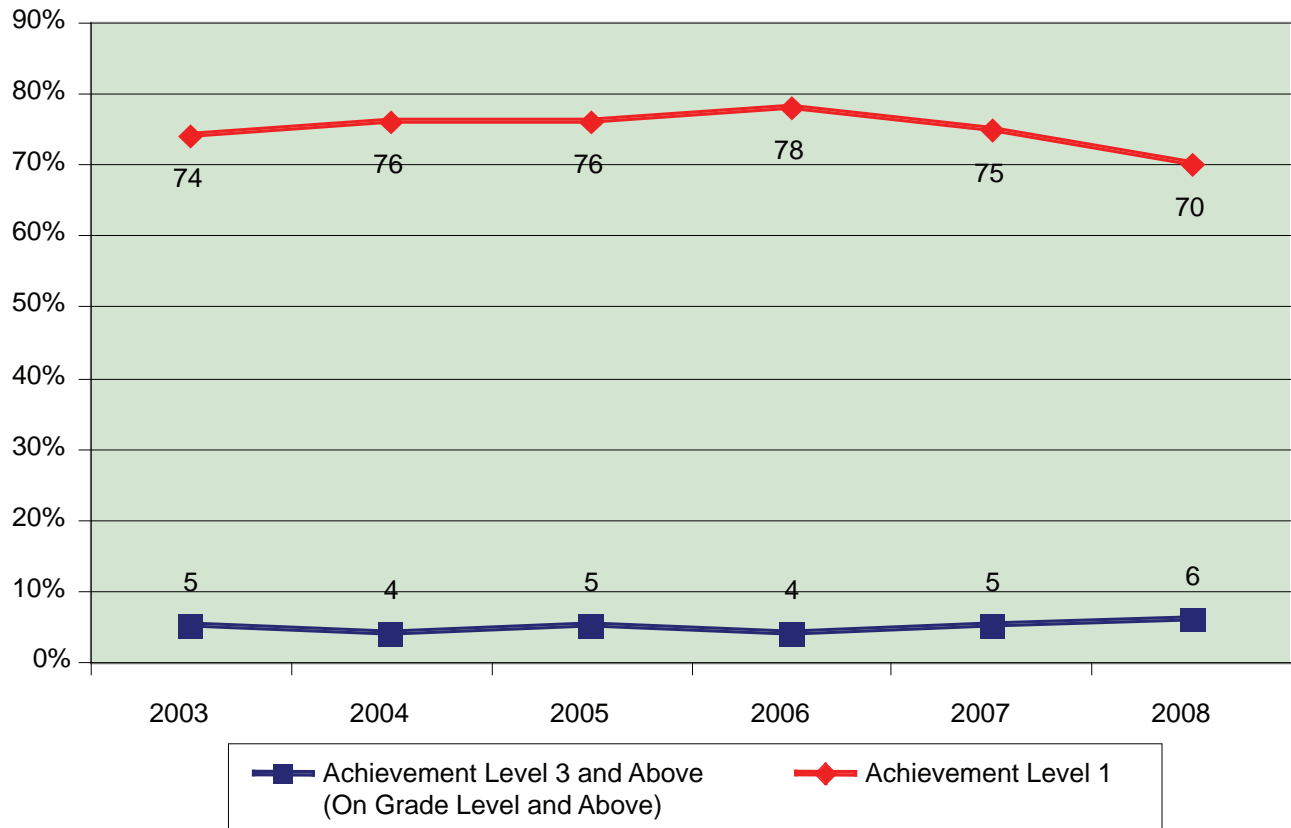


In 2008, 13 percent of English Language Learners in Grade 5 were performing at or above Achievement Level 3 (on grade level and above) on FCAT Science. This is an increase from 5 percent in 2003, 4 percent in 2004, 6 percent in 2005, 7 percent in 2006, and 10 percent in 2007. In 2008, 54 percent of English Language Learners in Grade 5 were performing at Achievement Level 1 on FCAT Science. This is a decrease from 77 percent in 2003, 77 percent in 2004, 69 percent in 2005, 64 percent in 2006, and 62 percent in 2007.

*English Language Learners (ELLs) include students enrolled in classes specifically designed to increase their academic and language proficiency.

Source: K20 Education Data Warehouse
Florida Department of Education, June 2008

FCAT Science by Achievement Level English Language Learners Grade 8

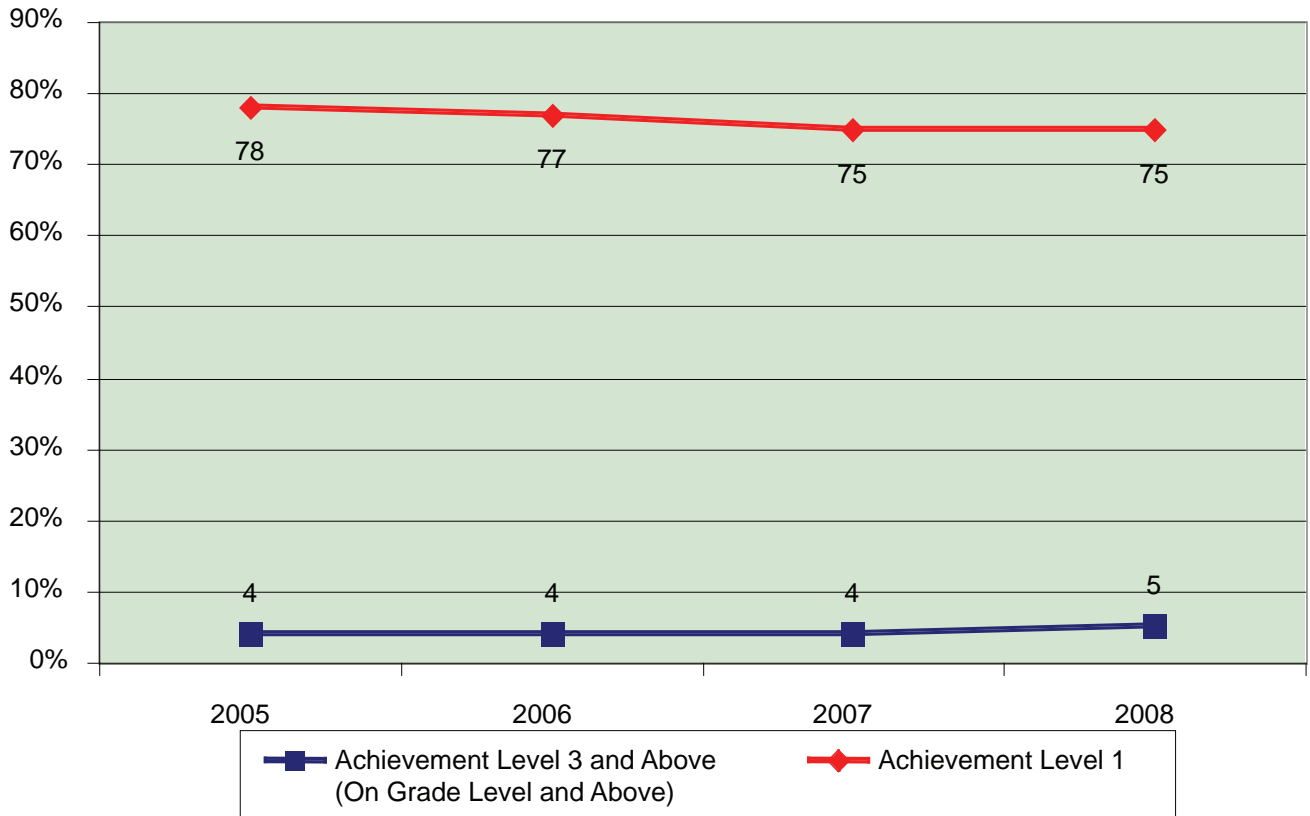


In 2008, 6 percent of English Language Learners in Grade 8 were performing at or above Achievement Level 3 (on grade level and above) on FCAT Science. This is an increase from 5 percent in 2003, 4 percent in 2004, 5 percent in 2005, 4 percent in 2006, and 5 percent in 2007. In 2008, 70 percent of English Language Learners in Grade 8 were performing at Achievement Level 1 on FCAT Science. This is a decrease from 74 percent in 2003, 76 percent in 2004, 76 percent in 2005, 78 percent in 2006, and 75 percent in 2007.

*English Language Learners (ELLs) include students enrolled in classes specifically designed to increase their academic and language proficiency.

Source: K20 Education Data Warehouse
Florida Department of Education, June 2008

FCAT Science by Achievement Level English Language Learners Grade 11



In 2008, 5 percent of English Language Learners in Grade 11 were performing at or above Achievement Level 3 (on grade level and above) on FCAT Science. This is an increase from 4 percent in 2005, 4 percent in 2006, and 4 percent in 2007. In 2008, 75 percent of English Language Learners in Grade 11 were performing at Achievement Level 1 on FCAT Science. This is a decrease from 78 percent in 2005, 77 percent in 2006, and 75 percent in 2007.

*English Language Learners (ELLs) include students enrolled in classes specifically designed to increase their academic and language proficiency.

Source: K20 Education Data Warehouse
Florida Department of Education, June 2008