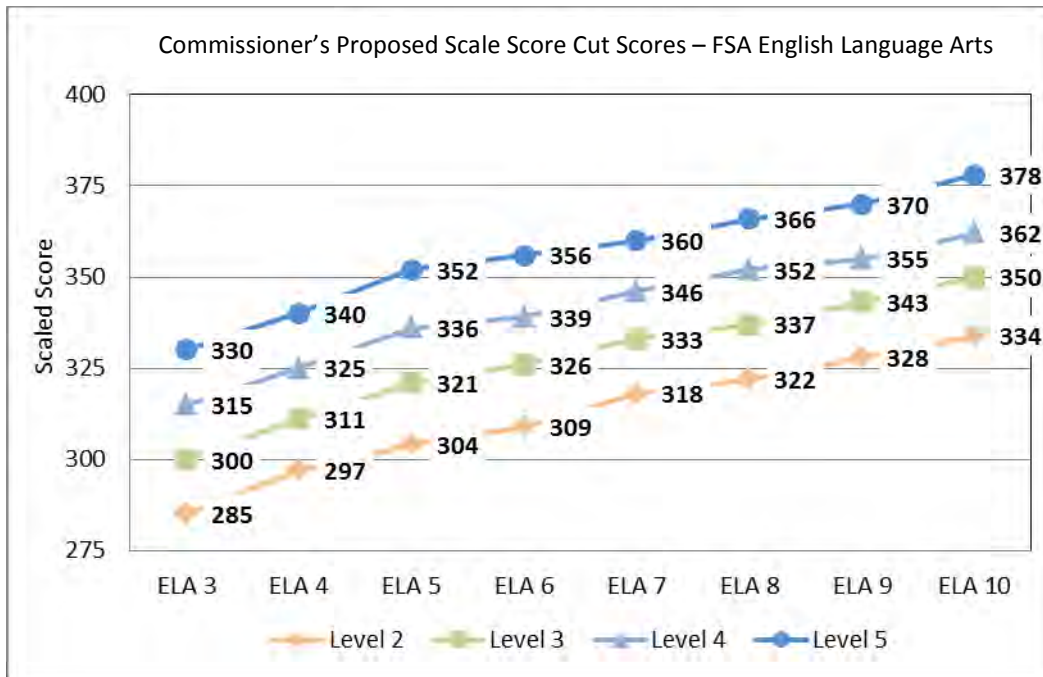


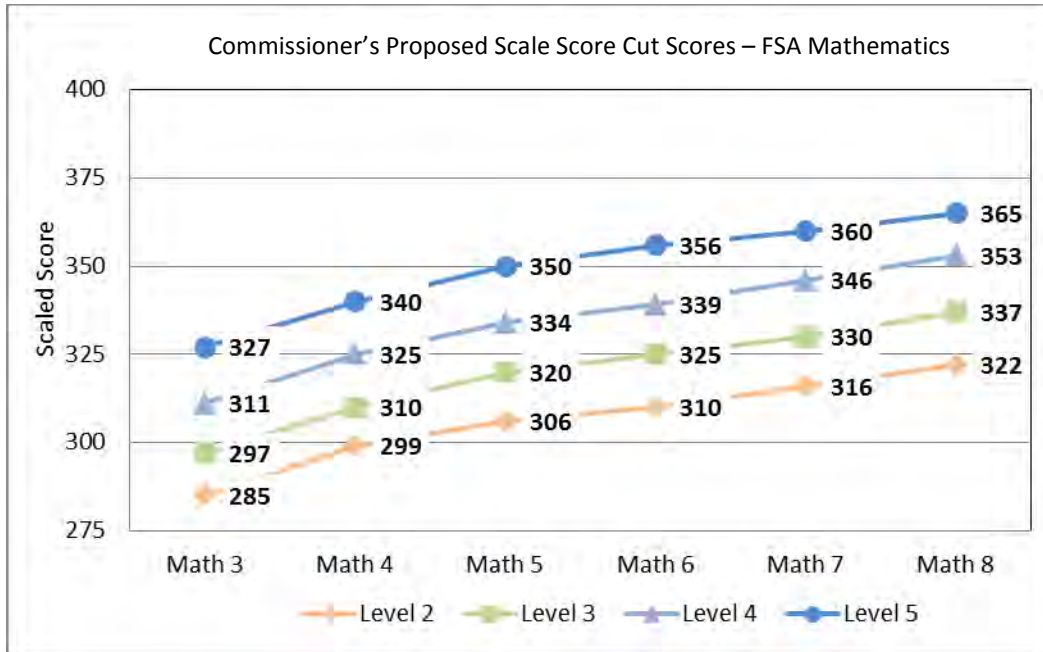
## The New Florida Standards Assessments (FSA): Continuously Raising the Bar



Percent of Students at Each Achievement Level – Based on Proposed Cuts, Spring 2015

	Grade 3	Grade 4	Grade 5	Grade 6	Grade 7	Grade 8	Grade 9	Grade 10
Level 1	22%	21%	20%	23%	24%	22%	23%	23%
Level 2	25%	25%	28%	26%	24%	22%	24%	26%
Level 3	27%	27%	26%	23%	23%	26%	22%	22%
Level 4	18%	19%	19%	21%	18%	18%	20%	20%
Level 5	7%	8%	7%	8%	11%	11%	11%	9%
<b>Level 3 and Above (Passing)</b>	<b>53%</b>	<b>54%</b>	<b>52%</b>	<b>51%</b>	<b>51%</b>	<b>55%</b>	<b>53%</b>	<b>51%</b>

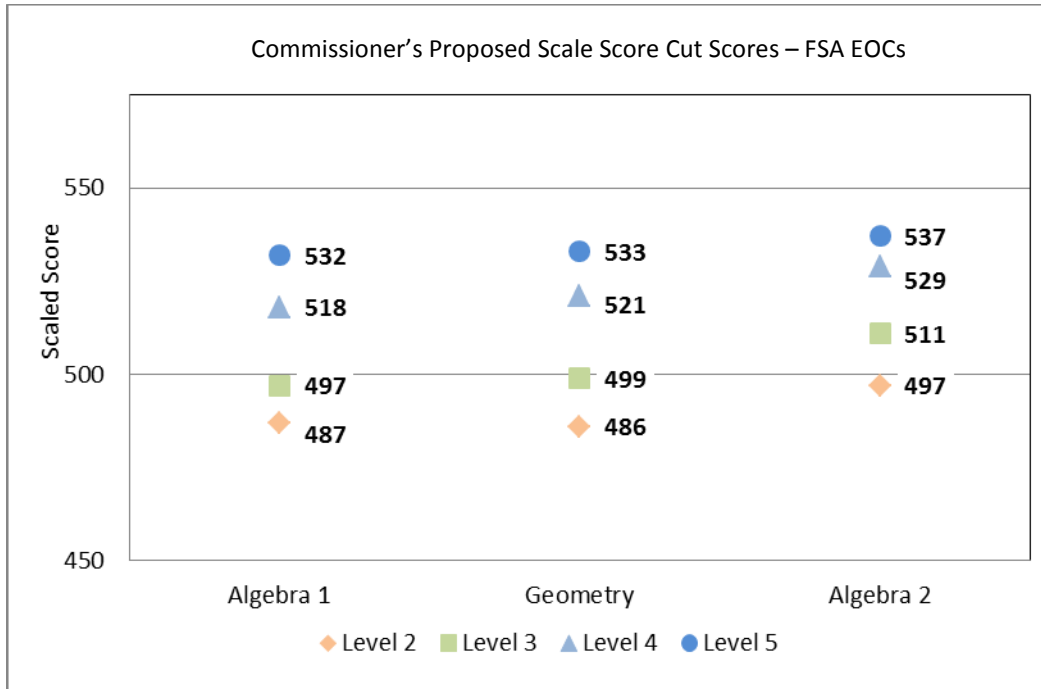
## The New Florida Standards Assessments (FSA): Continuously Raising the Bar



Percent of Students at Each Achievement Level – Based on Proposed Cuts, Spring 2015

	Grade 3	Grade 4	Grade 5	Grade 6	Grade 7	Grade 8
Level 1	22%	23%	22%	26%	25%	29%
Level 2	20%	18%	23%	24%	23%	26%
Level 3	27%	28%	25%	23%	27%	26%
Level 4	21%	20%	19%	19%	16%	12%
Level 5	10%	12%	11%	8%	9%	7%
<b>Level 3 and Above (Passing)</b>	<b>58%</b>	<b>59%</b>	<b>55%</b>	<b>50%</b>	<b>52%</b>	<b>45%</b>

## The New Florida Standards Assessments (FSA): Continuously Raising the Bar



Percent of Students at Each Achievement Level – Based on Proposed Cuts, Spring 2015

	Algebra 1	Geometry	Algebra 2
Level 1	31%	29%	44%
Level 2	14%	19%	20%
Level 3	30%	31%	23%
Level 4	14%	11%	6%
Level 5	11%	10%	7%
<b>Level 3 and Above (Passing)</b>	<b>56%</b>	<b>53%</b>	<b>36%</b>