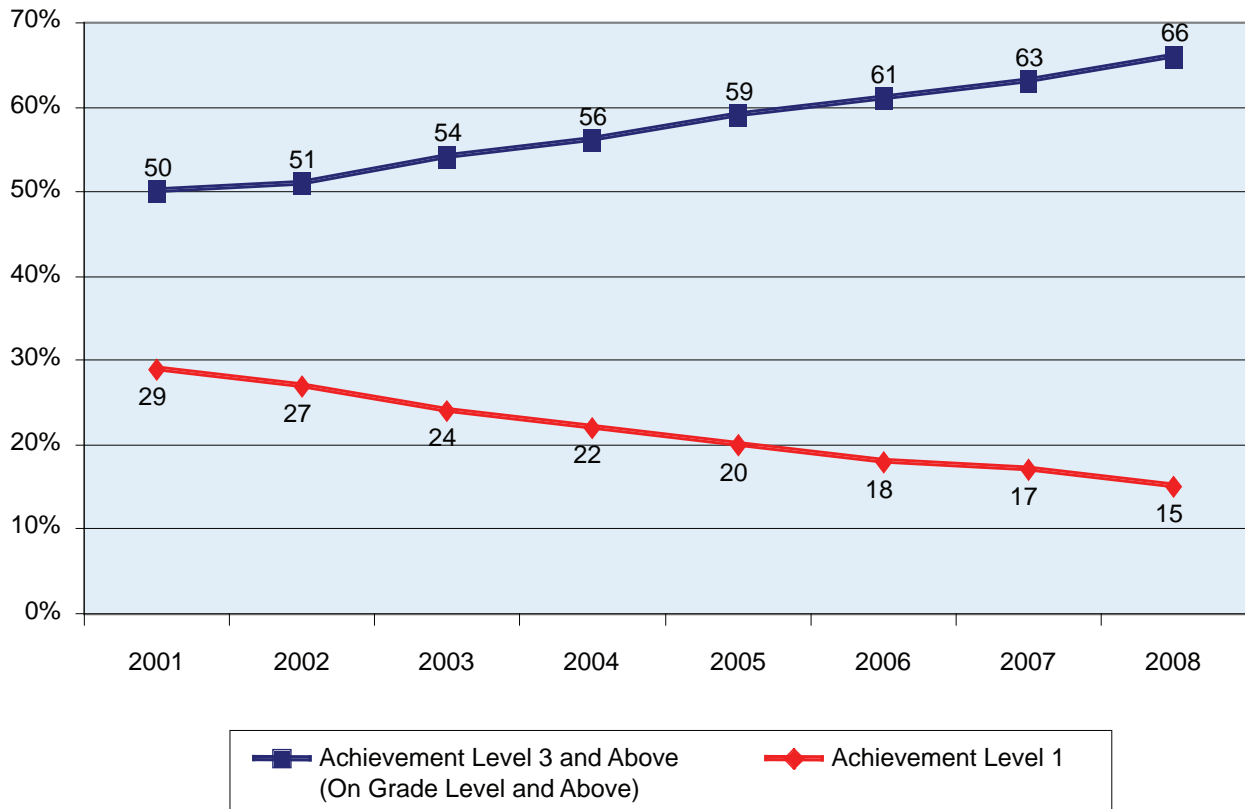


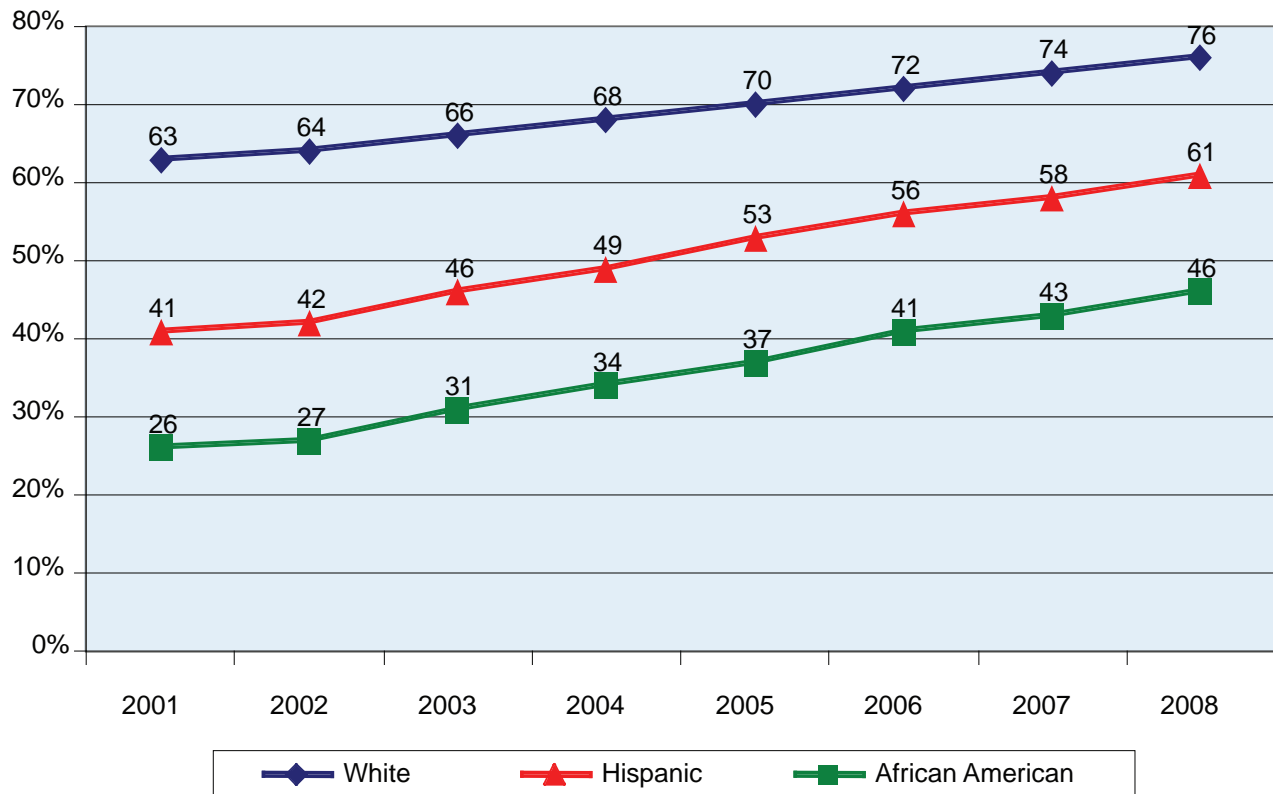
## FCAT Mathematics by Achievement Level Grades 3-10



In 2008, 66 percent of all students in Grades 3-10 were performing at or above Achievement Level 3 (on grade level and above) on FCAT Mathematics. This is an increase from 50 percent in 2001, 51 percent in 2002, 54 percent in 2003, 56 percent in 2004, 59 percent in 2005, 61 percent in 2006, and 63 percent in 2007. In 2008, 15 percent of all students in Grades 3-10 were performing at Achievement Level 1 on FCAT Mathematics. This is a decrease from 29 percent in 2001, 27 percent in 2002, 24 percent in 2003, 22 percent in 2004, 20 percent in 2005, 18 percent in 2006, and 17 percent in 2007.

Source: K20 Education Data Warehouse  
Florida Department of Education, June 2008

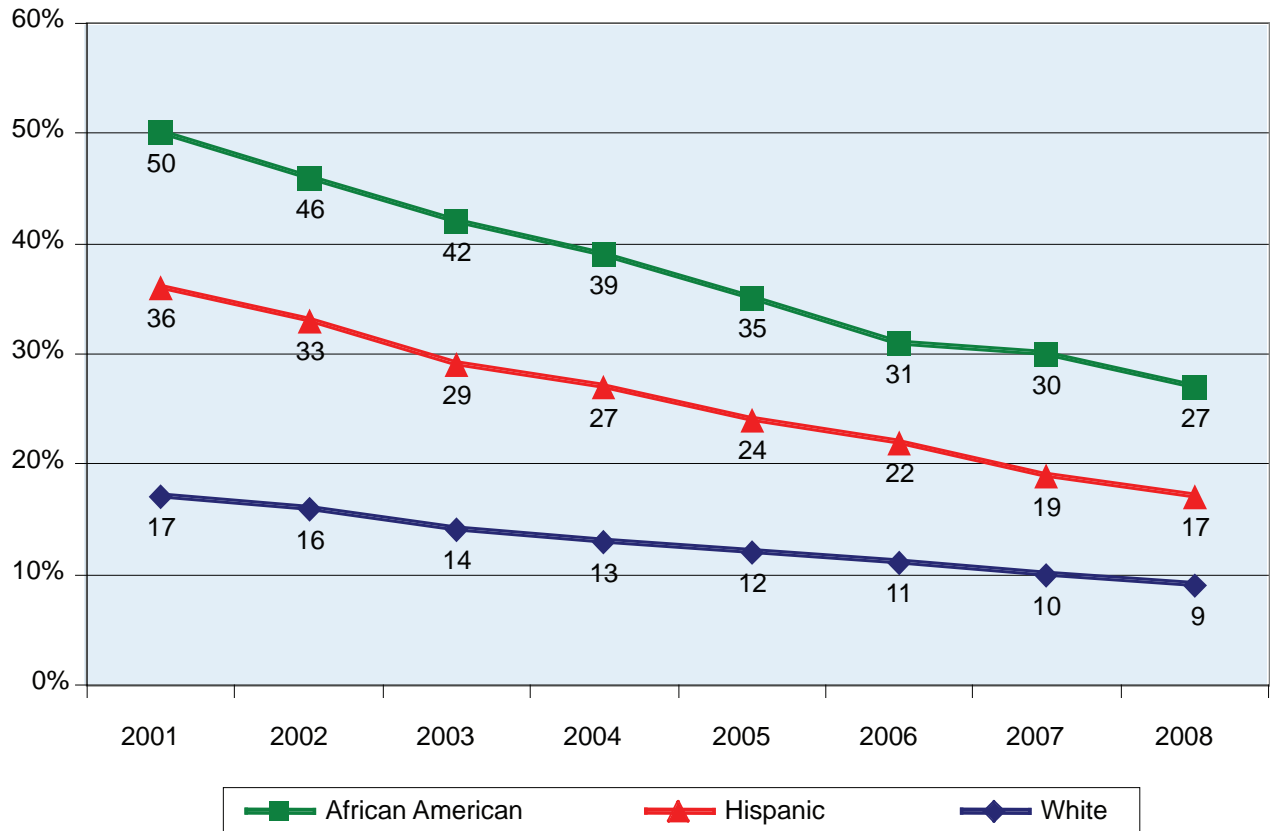
## FCAT Mathematics Achievement Level 3 and Above (On Grade Level and Above) Grades 3-10



In 2008, 76 percent of White students in Grades 3-10 were performing at or above Achievement Level 3 (on grade level and above) on FCAT Mathematics. This is an increase from 63 percent in 2001, 64 percent in 2002, 66 percent in 2003, 68 percent in 2004, 70 percent in 2005, 72 percent in 2006, and 74 percent in 2007. In 2008, 61 percent of Hispanic students in Grades 3-10 were performing at or above Achievement Level 3 (on grade level and above) on FCAT Mathematics. This is an increase from 41 percent in 2001, 42 percent in 2002, 46 percent in 2003, 49 percent in 2004, 53 percent in 2005, 56 percent in 2006, and 58 percent in 2007. In 2008, 46 percent of African American students in Grades 3-10 were performing at or above Achievement Level 3 (on grade level and above) on FCAT Mathematics. This is an increase from 26 percent in 2001, 27 percent in 2002, 31 percent in 2003, 34 percent in 2004, 37 percent in 2005, 41 percent in 2006, and 43 percent in 2007.

Source: K20 Education Data Warehouse  
Florida Department of Education, June 2008

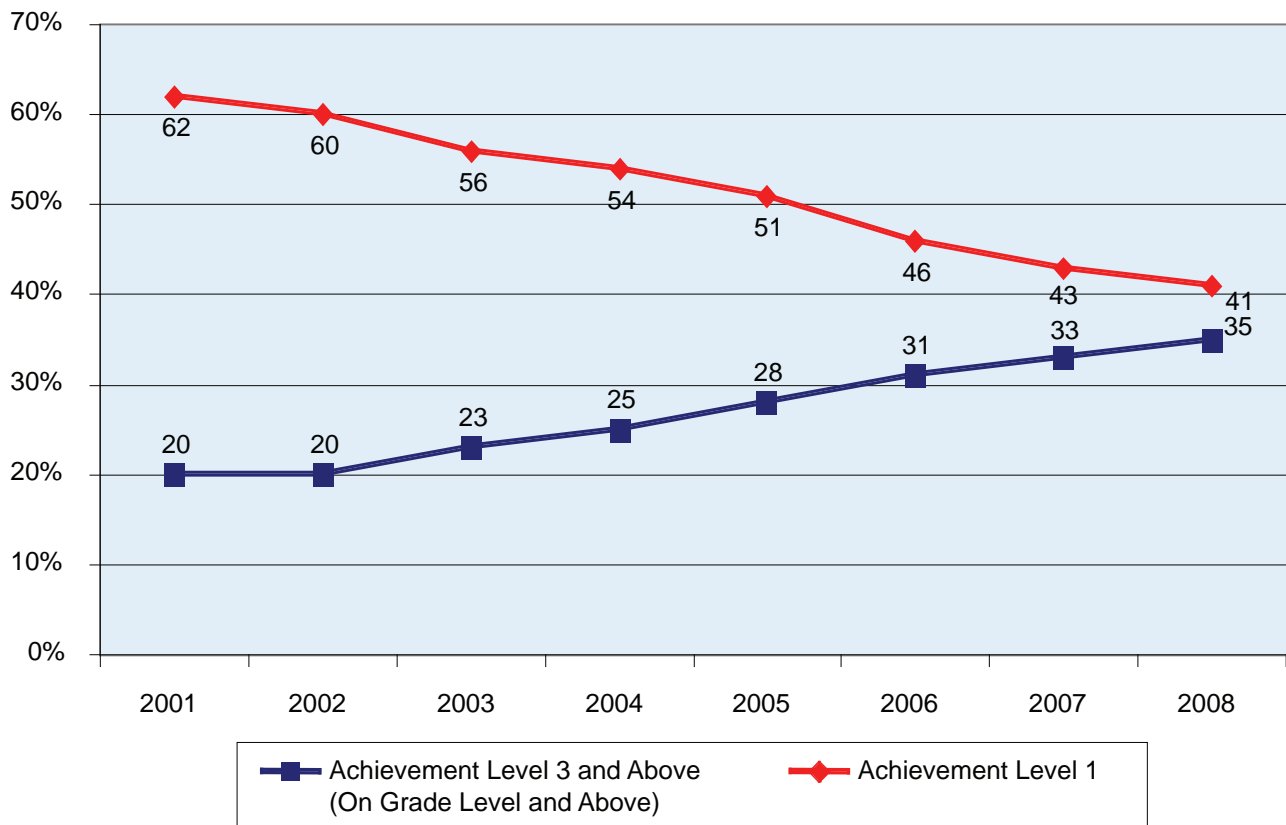
# FCAT Mathematics Achievement Level 1 Grades 3-10



In 2008, 9 percent of White students in Grades 3-10 were performing at Achievement Level 1 on FCAT Mathematics. This is a decrease from 17 percent in 2001, 16 percent in 2002, 14 percent in 2003, 13 percent in 2004, 12 percent in 2005, 11 percent in 2006, and 10 percent in 2007. In 2008, 17 percent of Hispanic students in Grades 3-10 were performing at Achievement Level 1 on FCAT Mathematics. This is a decrease from 36 percent in 2001, 33 percent in 2002, 29 percent in 2003, 27 percent in 2004, 24 percent in 2005, 22 percent in 2006, and 19 percent in 2007. In 2008, 27 percent of African American students in Grades 3-10 were performing at Achievement Level 1 on FCAT Mathematics. This is a decrease from 50 percent in 2001, 46 percent in 2002, 42 percent in 2003, 39 percent in 2004, 35 percent in 2005, 31 percent in 2006, and 30 percent in 2007.

Source: K20 Education Data Warehouse  
Florida Department of Education, June 2008

# FCAT Mathematics by Achievement Level Students With Disabilities Grades 3-10

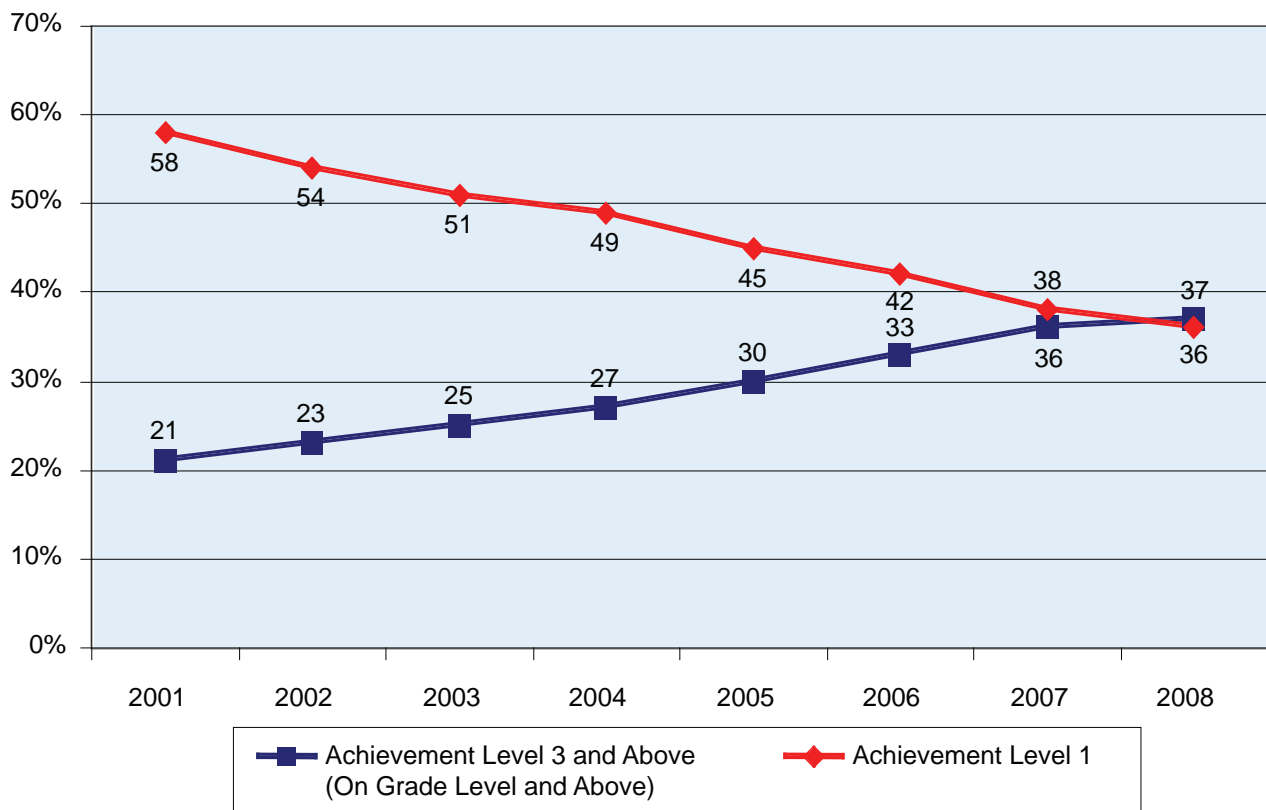


In 2008, 35 percent of Students With Disabilities in Grades 3-10 were performing at or above Achievement Level 3 (on grade level and above) on FCAT Mathematics. This is an increase from 20 percent in 2001, 20 percent in 2002, 23 percent in 2003, 25 percent in 2004, 28 percent in 2005, 31 percent in 2006, and 33 percent in 2007. In 2008, 41 percent of Students With Disabilities in Grades 3-10 were performing at Achievement Level 1 on FCAT Mathematics. This is a decrease from 62 percent in 2001, 60 percent in 2002, 56 percent in 2003, 54 percent in 2004, 51 percent in 2005, 46 percent in 2006, and 43 percent in 2007.

\*Students With Disabilities (SWDs) include students determined eligible for special education and related services who are receiving services based on an individual education plan.

Source: K20 Education Data Warehouse  
Florida Department of Education, June 2008

# FCAT Mathematics by Achievement Level English Language Learners Grades 3-10

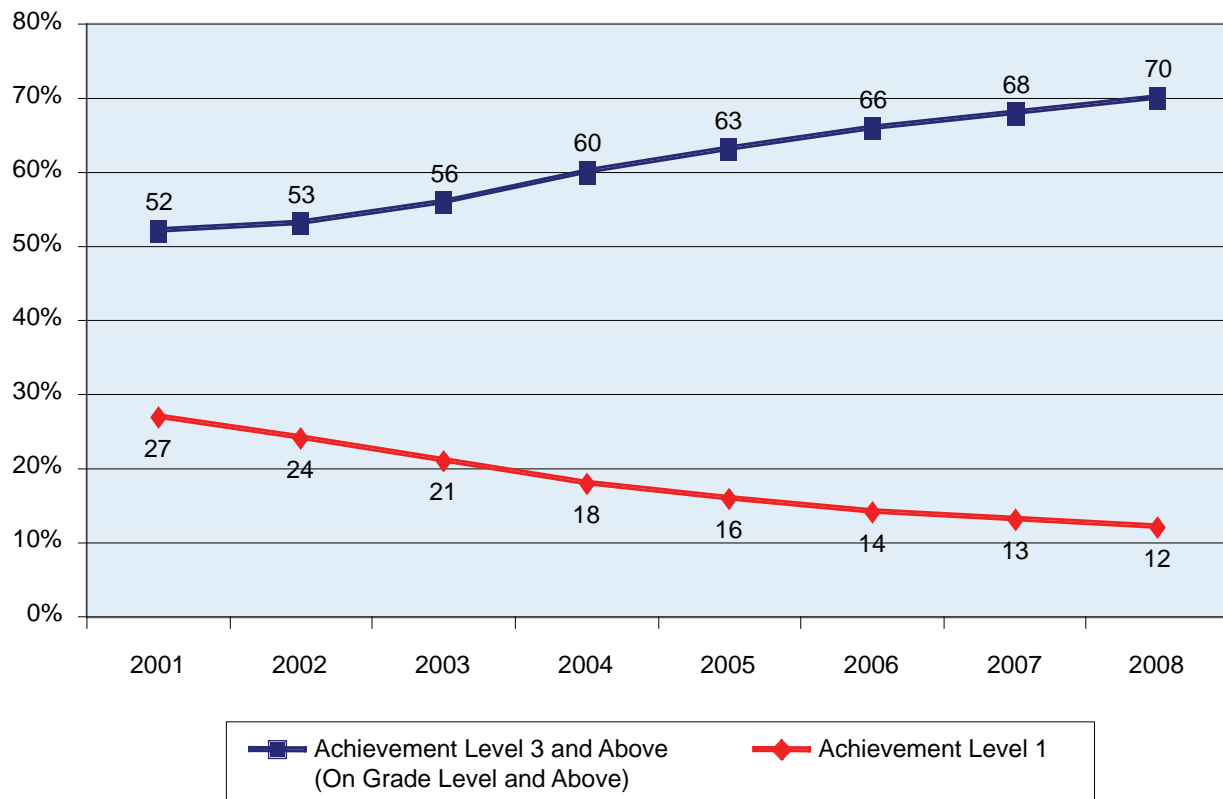


In 2008, 37 percent of English Language Learners in Grades 3-10 were performing at or above Achievement Level 3 (on grade level and above) on FCAT Mathematics. This is an increase from 21 percent in 2001, 23 percent in 2002, 25 percent in 2003, 27 percent in 2004, 30 percent in 2005, 33 percent in 2006, and 36 percent in 2007. In 2008, 36 percent of English Language Learners in Grades 3-10 were performing at Achievement Level 1 on FCAT Mathematics. This is a decrease from 58 percent in 2001, 54 percent in 2002, 51 percent in 2003, 49 percent in 2004, 45 percent in 2005, 42 percent in 2006, and 38 percent in 2007.

\*English Language Learners (ELLs) include students enrolled in classes specifically designed to increase their academic and language proficiency.

Source: K20 Education Data Warehouse  
Florida Department of Education, June 2008

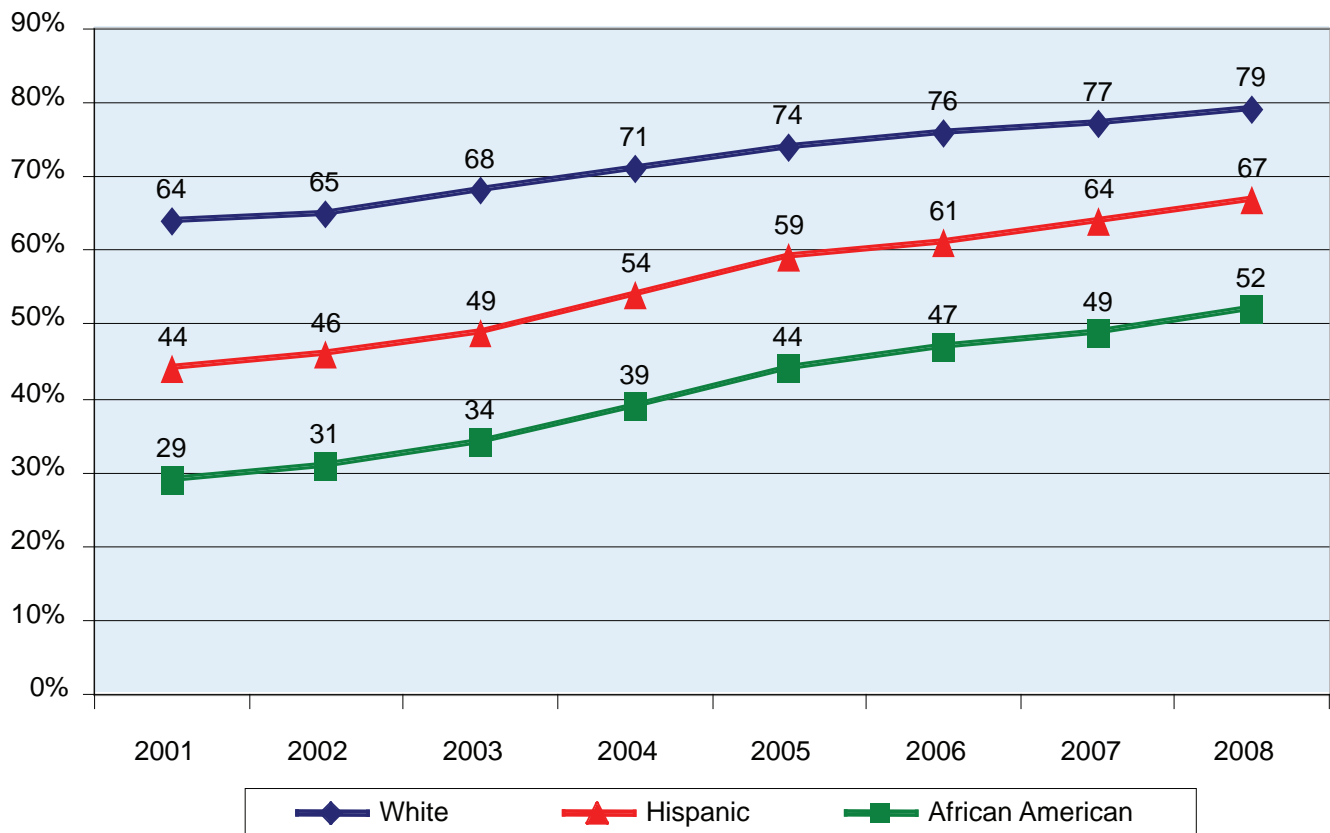
## FCAT Mathematics by Achievement Level Grades 3, 4, and 5



In 2008, 70 percent of all students in Grades 3, 4, and 5 were performing at or above Achievement Level 3 (on grade level and above) on FCAT Mathematics. This is an increase from 52 percent in 2001, 53 percent in 2002, 56 percent in 2003, 60 percent in 2004, 63 percent in 2005, 66 percent in 2006, and 68 percent in 2007. In 2008, 12 percent of all students in Grades 3, 4, and 5 were performing at Achievement Level 1 on FCAT Mathematics. This is a decrease from 27 percent in 2001, 24 percent in 2002, 21 percent in 2003, 18 percent in 2004, 16 percent in 2005, 14 percent in 2006, and 13 percent in 2007.

Source: K20 Education Data Warehouse  
Florida Department of Education, June 2008

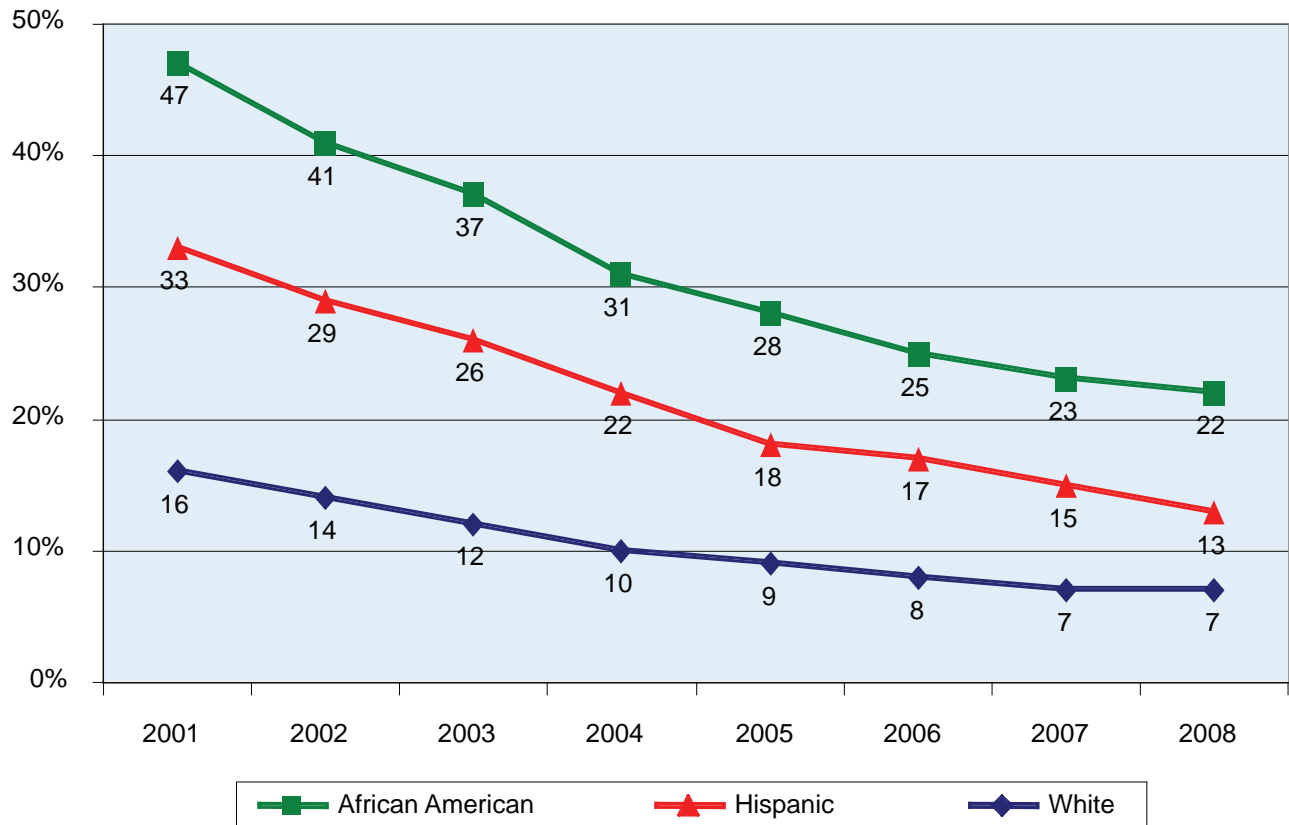
## FCAT Mathematics Achievement Level 3 and Above (On Grade Level and Above) Grades 3, 4, and 5



In 2008, 79 percent of White students in Grades 3, 4, and 5 were performing at or above Achievement Level 3 (on grade level and above) on FCAT Mathematics. This is an increase from 64 percent in 2001, 65 percent in 2002, 68 percent in 2003, 71 percent in 2004, 74 percent in 2005, 76 percent in 2006, and 77 percent in 2007. In 2008, 67 percent of Hispanic students in Grades 3, 4, and 5 were performing at or above Achievement Level 3 (on grade level and above) on FCAT Mathematics. This is an increase from 44 percent in 2001, 46 percent in 2002, 49 percent in 2003, 54 percent in 2004, 59 percent in 2005, 61 percent in 2006, and 64 percent in 2007. In 2008, 52 percent of African American students in Grades 3, 4, and 5 were performing at or above Achievement Level 3 (on grade level and above) on FCAT Mathematics. This is an increase from 29 percent in 2001, 31 percent in 2002, 34 percent in 2003, 39 percent in 2004, 44 percent in 2005, 47 percent in 2006, and 49 percent in 2007.

Source: K20 Education Data Warehouse  
Florida Department of Education, June 2008

# FCAT Mathematics Achievement Level 1 Grades 3, 4, and 5

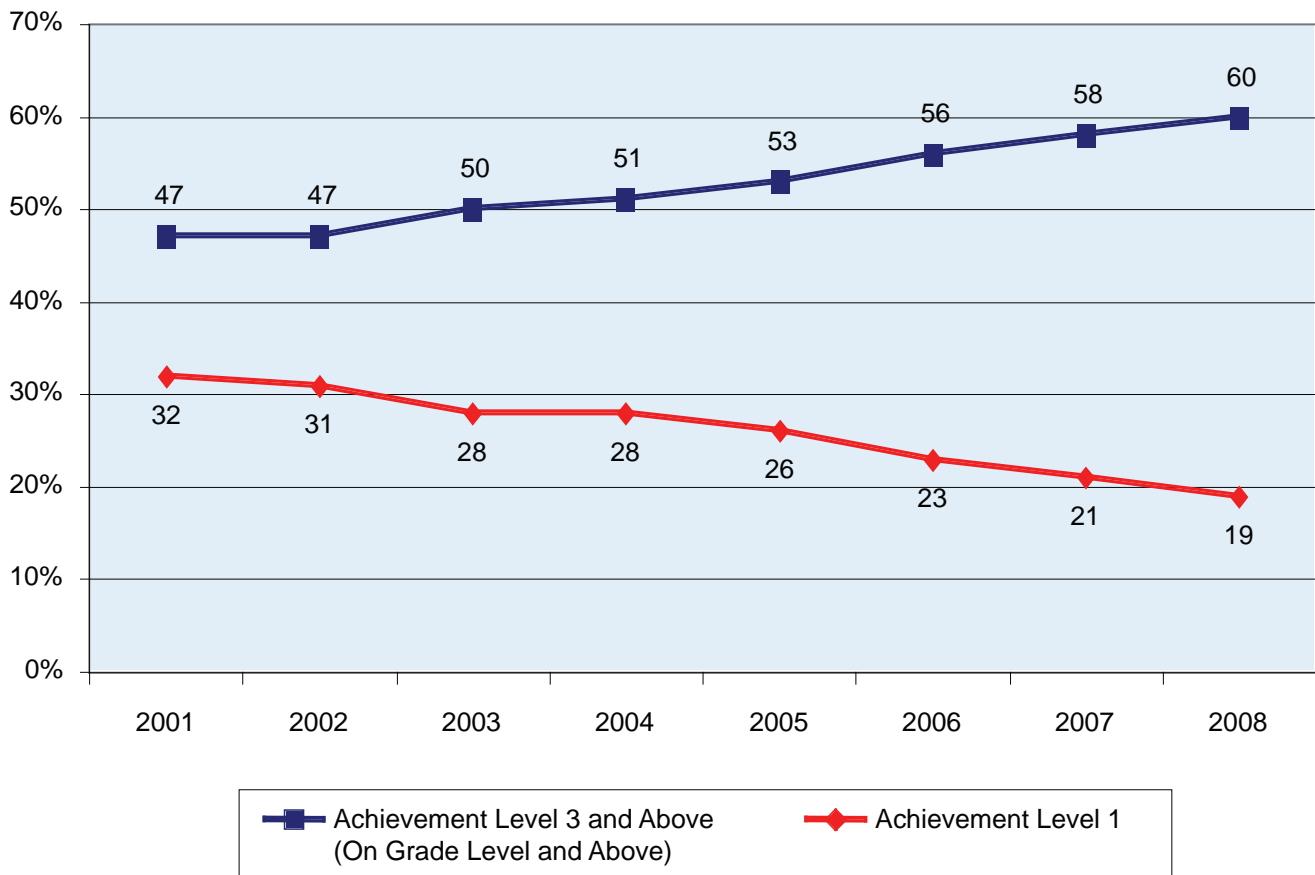


In 2008, 7 percent of White students in Grades 3, 4, and 5 were performing at Achievement Level 1 on FCAT Mathematics. This is a decrease from 16 percent in 2001, 14 percent in 2002, 12 percent in 2003, 10 percent in 2004, 9 percent in 2005, 8 percent in 2006, and is equal to 7 percent in 2007. In 2008, 13 percent of Hispanic students in Grades 3, 4, and 5 were performing at Achievement Level 1 on FCAT Mathematics. This is a decrease from 33 percent in 2001, 29 percent in 2002, 26 percent in 2003, 22 percent in 2004, 18 percent in 2005, 17 percent in 2006, and 15 percent in 2007. In 2008, 22 percent of African American students in Grades 3, 4, and 5 were performing at Achievement Level 1 on FCAT Mathematics. This is a decrease from 47 percent in 2001, 41 percent in 2002, 37 percent in 2003, 31 percent in 2004, 28 percent in 2005, 25 percent in 2006, and 23 percent in 2007.

Source: K20 Education Data Warehouse  
Florida Department of Education, June 2008



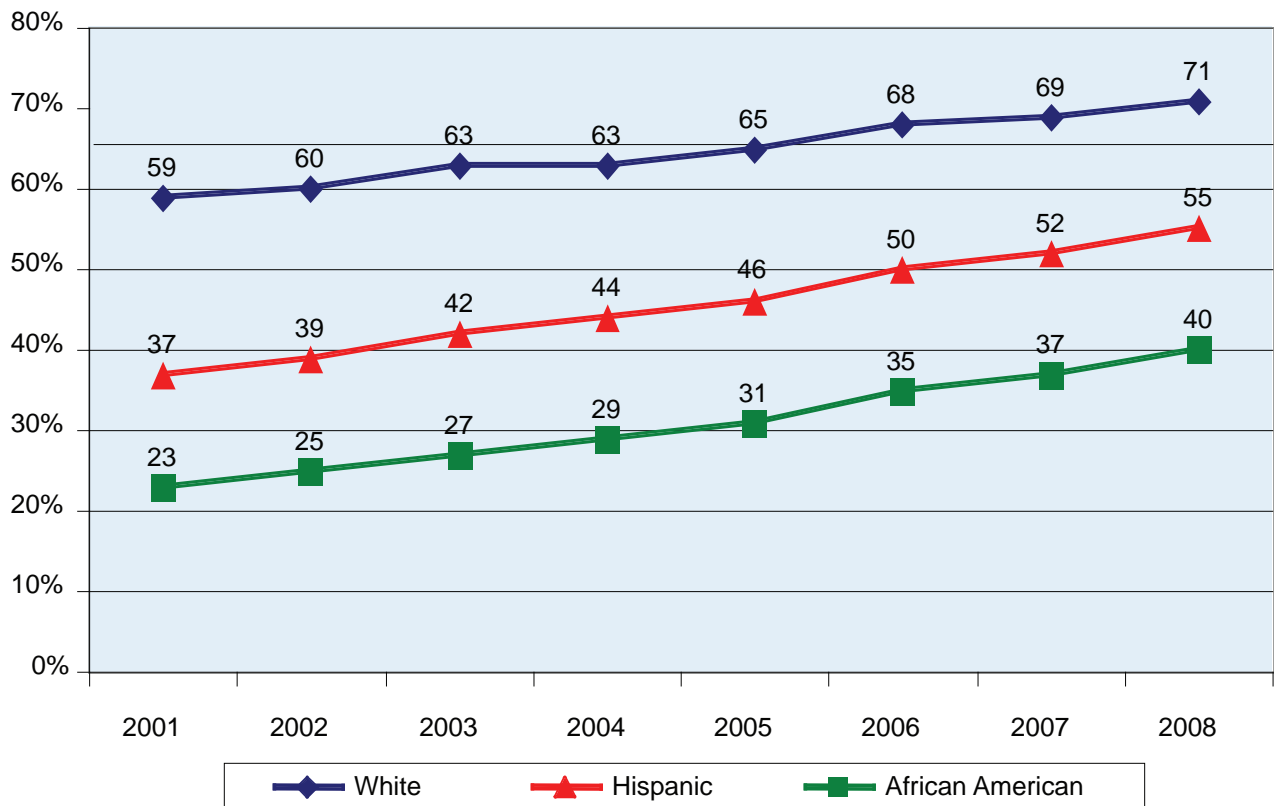
## FCAT Mathematics by Achievement Level Grades 6, 7, and 8



In 2008, 60 percent of all students in Grades 6, 7, and 8 were performing at or above Achievement Level 3 (on grade level and above) on FCAT Mathematics. This is an increase from 47 percent in 2001, 47 percent in 2002, 50 percent in 2003, 51 percent in 2004, 53 percent in 2005, 56 percent in 2006, and 58 percent in 2007. In 2008, 19 percent of all students in Grades 6, 7, and 8 were performing at Achievement Level 1 on FCAT Mathematics. This is a decrease from 32 percent in 2001, 31 percent in 2002, 28 percent in 2003, 28 percent in 2004, 26 percent in 2005, 23 percent in 2006, and 21 percent in 2007.

Source: K20 Education Data Warehouse  
Florida Department of Education, June 2008

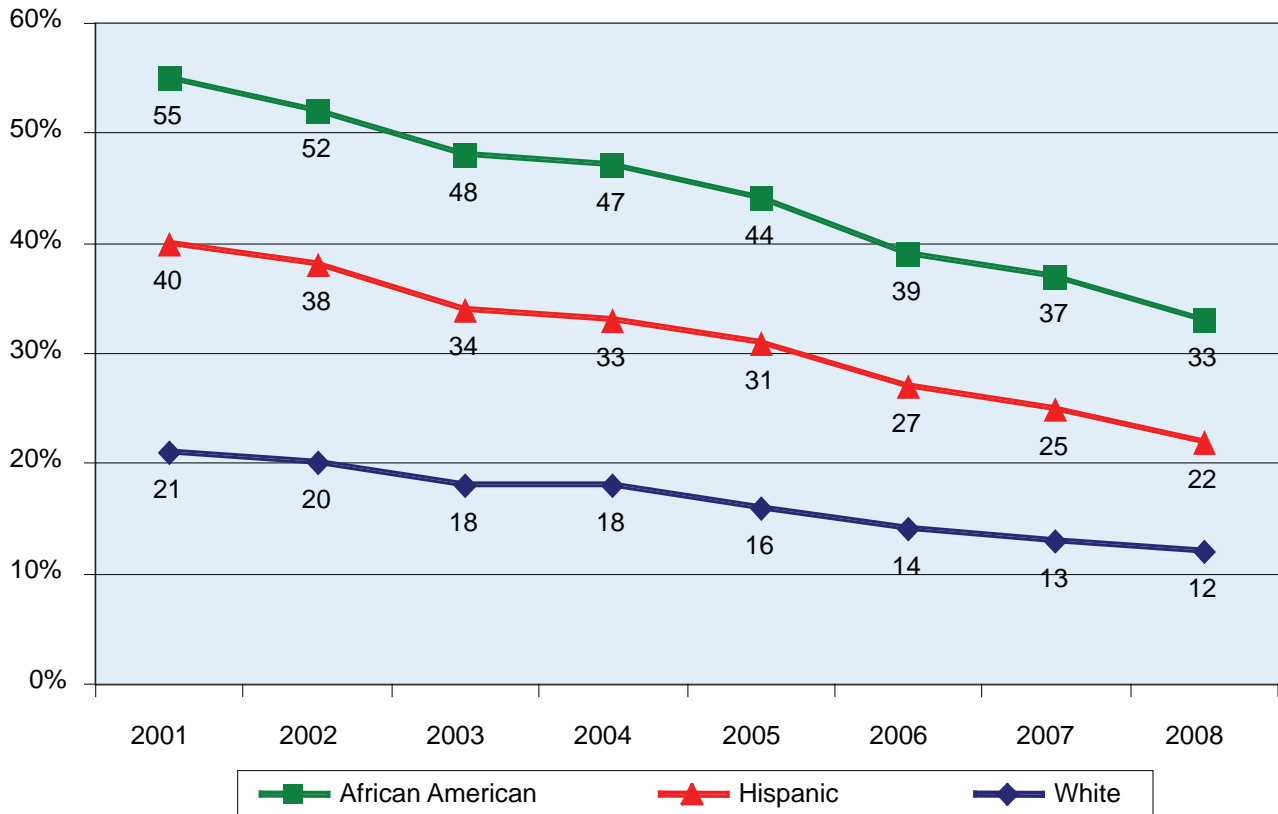
## FCAT Mathematics Achievement Level 3 and Above (On Grade Level and Above) Grades 6, 7, and 8



In 2008, 71 percent of White students in Grades 6, 7, and 8 were performing at or above Achievement Level 3 (on grade level and above) on FCAT Mathematics. This is an increase from 59 percent in 2001, 60 percent in 2002, 63 percent in 2003, 63 percent in 2004, 65 percent in 2005, 68 percent in 2006, and 69 percent in 2007. In 2008, 55 percent of Hispanic students in Grades 6, 7, and 8 were performing at or above Achievement Level 3 (on grade level and above) on FCAT Mathematics. This is an increase from 37 percent in 2001, 39 percent in 2002, 42 percent in 2003, 44 percent in 2004, 46 percent in 2005, 50 percent in 2006, and 52 percent in 2007. In 2008, 40 percent of African American students in Grades 6, 7, and 8 were performing at or above Achievement Level 3 (on grade level and above) on FCAT Mathematics. This is an increase from 23 percent in 2001, 25 percent in 2002, 27 percent in 2003, 29 percent in 2004, 31 percent in 2005, 35 percent in 2006, and 37 percent in 2007.

Source: K20 Education Data Warehouse  
Florida Department of Education, June 2008

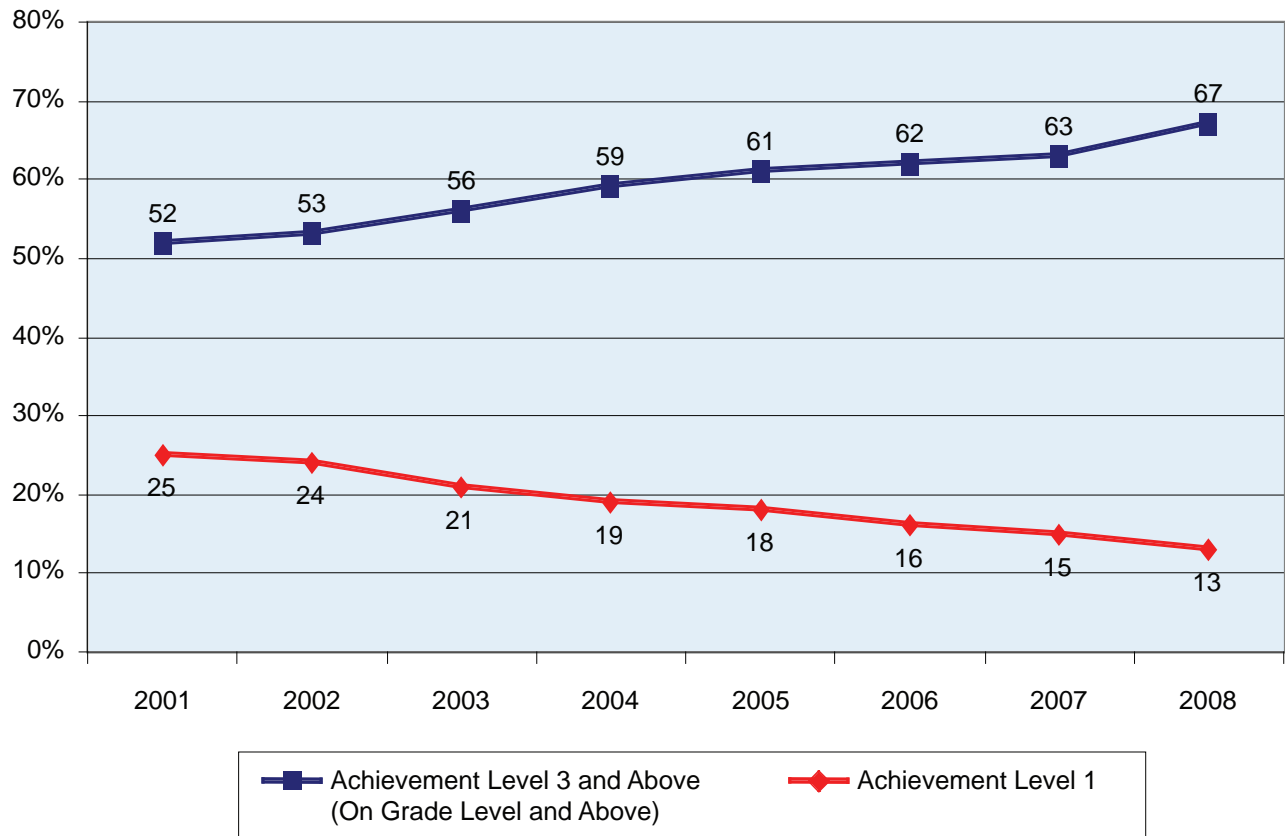
# FCAT Mathematics Achievement Level 1 Grades 6, 7, and 8



In 2008, 12 percent of White students in Grades 6, 7, and 8 were performing at Achievement Level 1 on FCAT Mathematics. This is a decrease from 21 percent in 2001, 20 percent in 2002, 18 percent in 2003, 18 percent in 2004, 16 percent in 2005, 14 percent in 2006, and 13 percent in 2007. In 2008, 22 percent of Hispanic students in Grades 6, 7, and 8 were performing at Achievement Level 1 on FCAT Mathematics. This is a decrease from 40 percent in 2001, 38 percent in 2002, 34 percent in 2003, 33 percent in 2004, 31 percent in 2005, 27 percent in 2006, and 25 percent in 2007. In 2008, 33 percent of African American students in Grades 6, 7, and 8 were performing at Achievement Level 1 on FCAT Mathematics. This is a decrease from 55 percent in 2001, 52 percent in 2002, 48 percent in 2003, 47 percent in 2004, 44 percent in 2005, 39 percent in 2006, and 37 percent in 2007.

Source: K20 Education Data Warehouse  
Florida Department of Education, June 2008

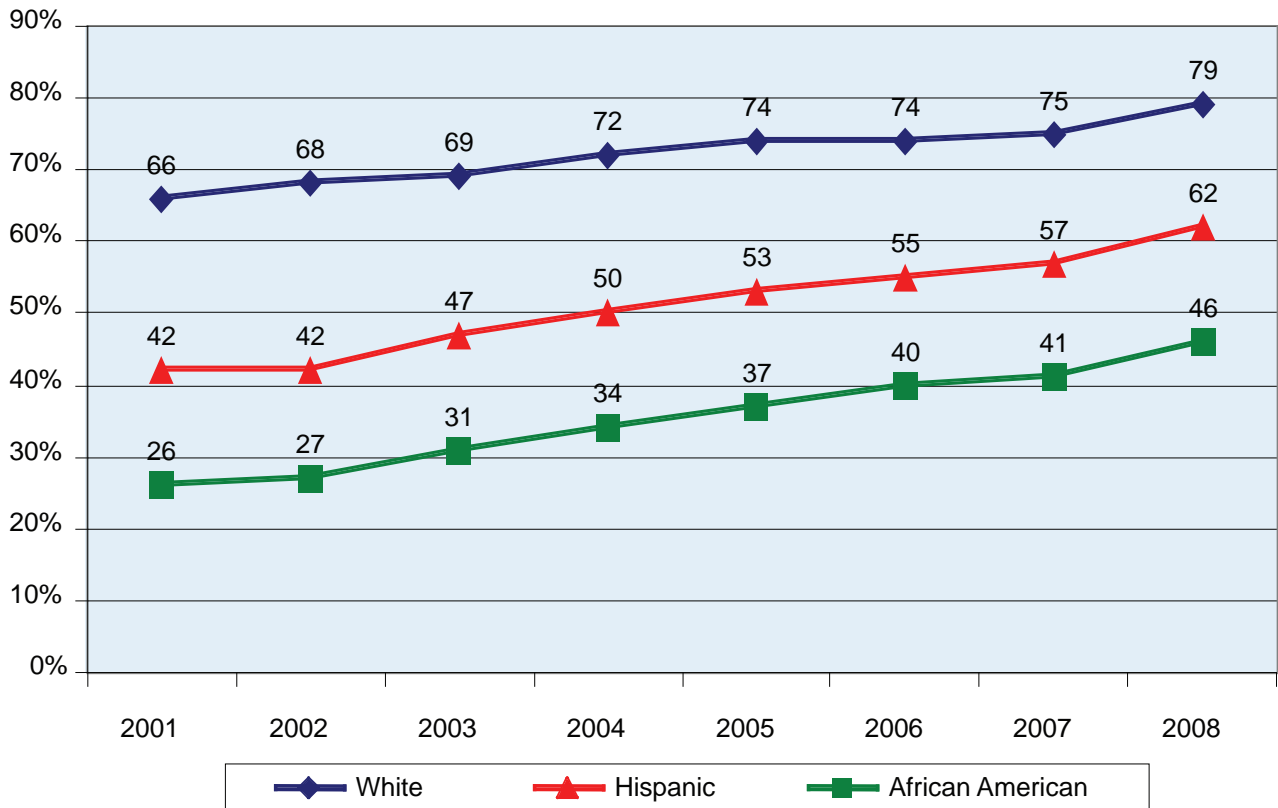
## FCAT Mathematics by Achievement Level Grades 9 and 10



In 2008, 67 percent of all students in Grades 9 and 10 were performing at or above Achievement Level 3 (on grade level and above) on FCAT Mathematics. This is an increase from 52 percent in 2001, 53 percent in 2002, 56 percent in 2003, 59 percent in 2004, 61 percent in 2005, 62 percent in 2006, and 63 percent in 2007. In 2008, 13 percent of all students in Grades 9 and 10 were performing at Achievement Level 1 on FCAT Mathematics. This is a decrease from 25 percent in 2001, 24 percent in 2002, 21 percent in 2003, 19 percent in 2004, 18 percent in 2005, 16 percent in 2006, and 15 percent in 2007.

Source: K20 Education Data Warehouse  
Florida Department of Education, June 2008

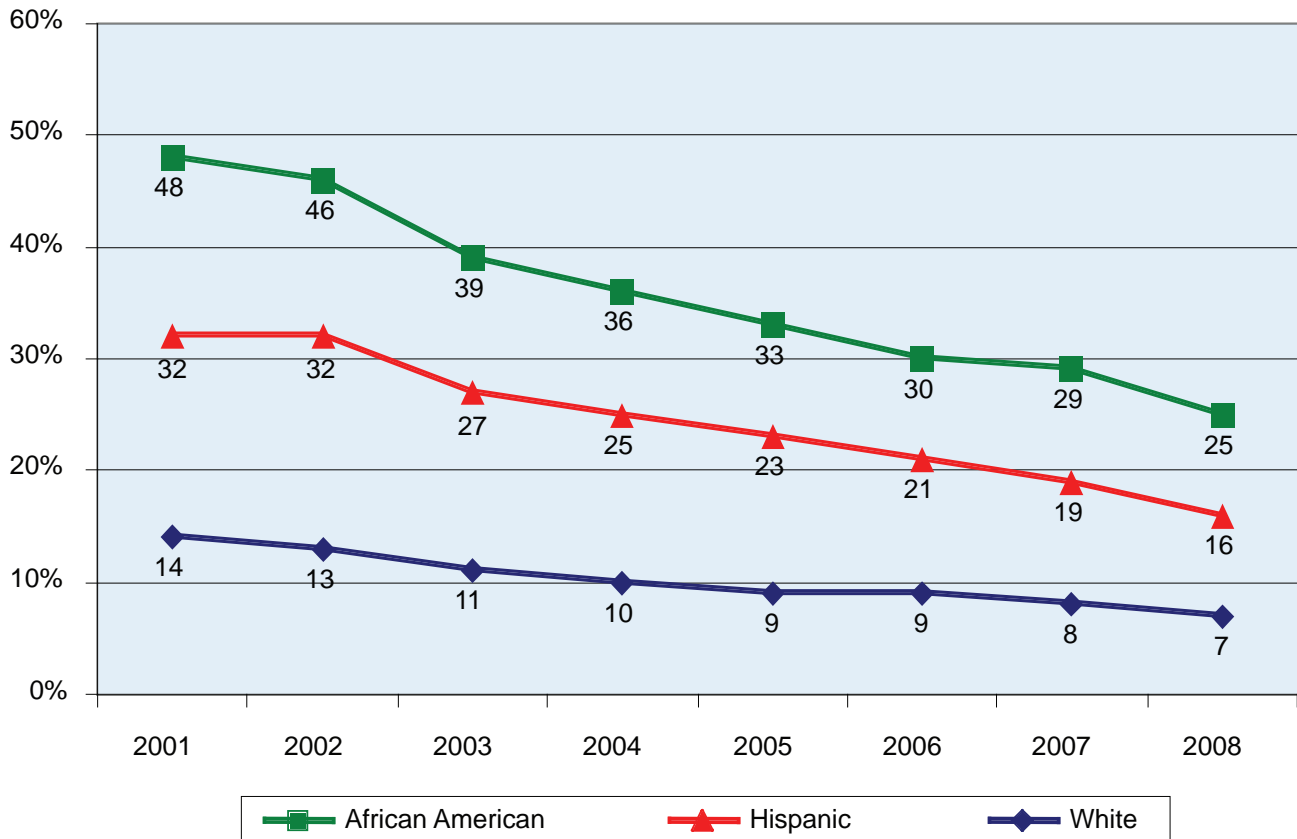
## FCAT Mathematics Achievement Level 3 and Above (On Grade Level and Above) Grades 9 and 10



In 2008, 79 percent of White students in Grades 9 and 10 were performing at or above Achievement Level 3 (on grade level and above) on FCAT Mathematics. This is an increase from 66 percent in 2001, 68 percent in 2002, 69 percent in 2003, 72 percent in 2004, 74 percent in 2005, 74 percent in 2006, and 75 percent in 2007. In 2008, 62 percent of Hispanic students in Grades 9 and 10 were performing at or above Achievement Level 3 (on grade level and above) on FCAT Mathematics. This is an increase from 42 percent in 2001, 42 percent in 2002, 47 percent in 2003, 50 percent in 2004, 53 percent in 2005, 55 percent in 2006, and 57 percent in 2007. In 2008, 46 percent of African American students in Grades 9 and 10 were performing at or above Achievement Level 3 (on grade level and above) on FCAT Mathematics. This is an increase from 26 percent in 2001, 27 percent in 2002, 31 percent in 2003, 34 percent in 2004, 37 percent in 2005, 40 percent in 2006, and 41 percent in 2007.

Source: K20 Education Data Warehouse  
Florida Department of Education, June 2008

## FCAT Mathematics Achievement Level 1 Grades 9 and 10



In 2008, 7 percent of White students in Grades 9 and 10 were performing at Achievement Level 1 on FCAT Mathematics. This is a decrease from 14 percent in 2001, 13 percent in 2002, 11 percent in 2003, 10 percent in 2004, 9 percent in 2005, 9 percent in 2006, and 8 percent in 2007. In 2008, 16 percent of Hispanic students in Grades 9 and 10 were performing at Achievement Level 1 on FCAT Mathematics. This is a decrease from 32 percent in 2001, 32 percent in 2002, 27 percent in 2003, 25 percent in 2004, 23 percent in 2005, 21 percent in 2006, and 19 percent in 2007. In 2008, 25 percent of African American students in Grades 9 and 10 were performing at Achievement Level 1 on FCAT Mathematics. This is a decrease from 48 percent in 2001, 46 percent in 2002, 39 percent in 2003, 36 percent in 2004, 33 percent in 2005, 30 percent in 2006, and 29 percent in 2007.

Source: K20 Education Data Warehouse  
Florida Department of Education, June 2008