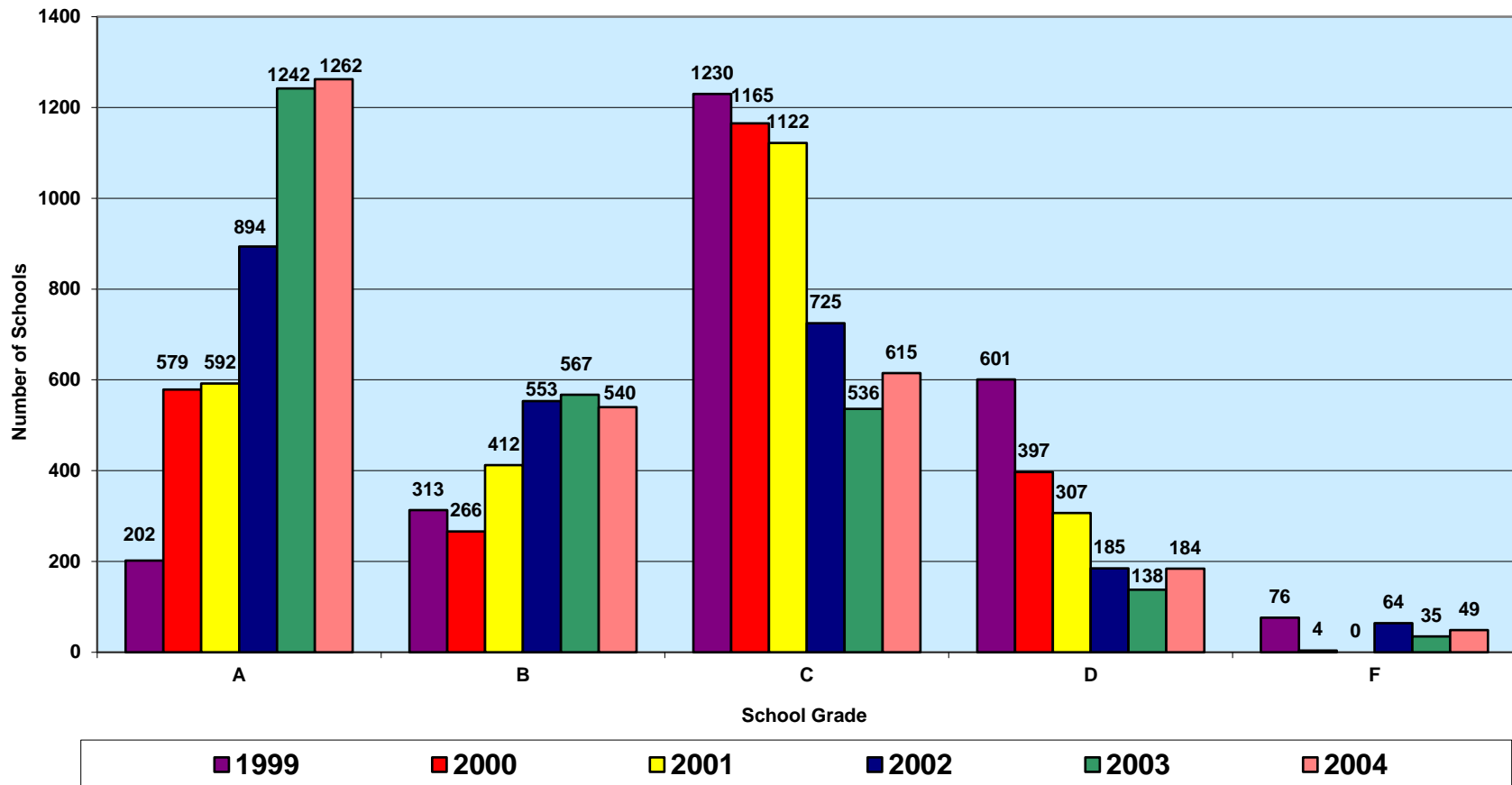
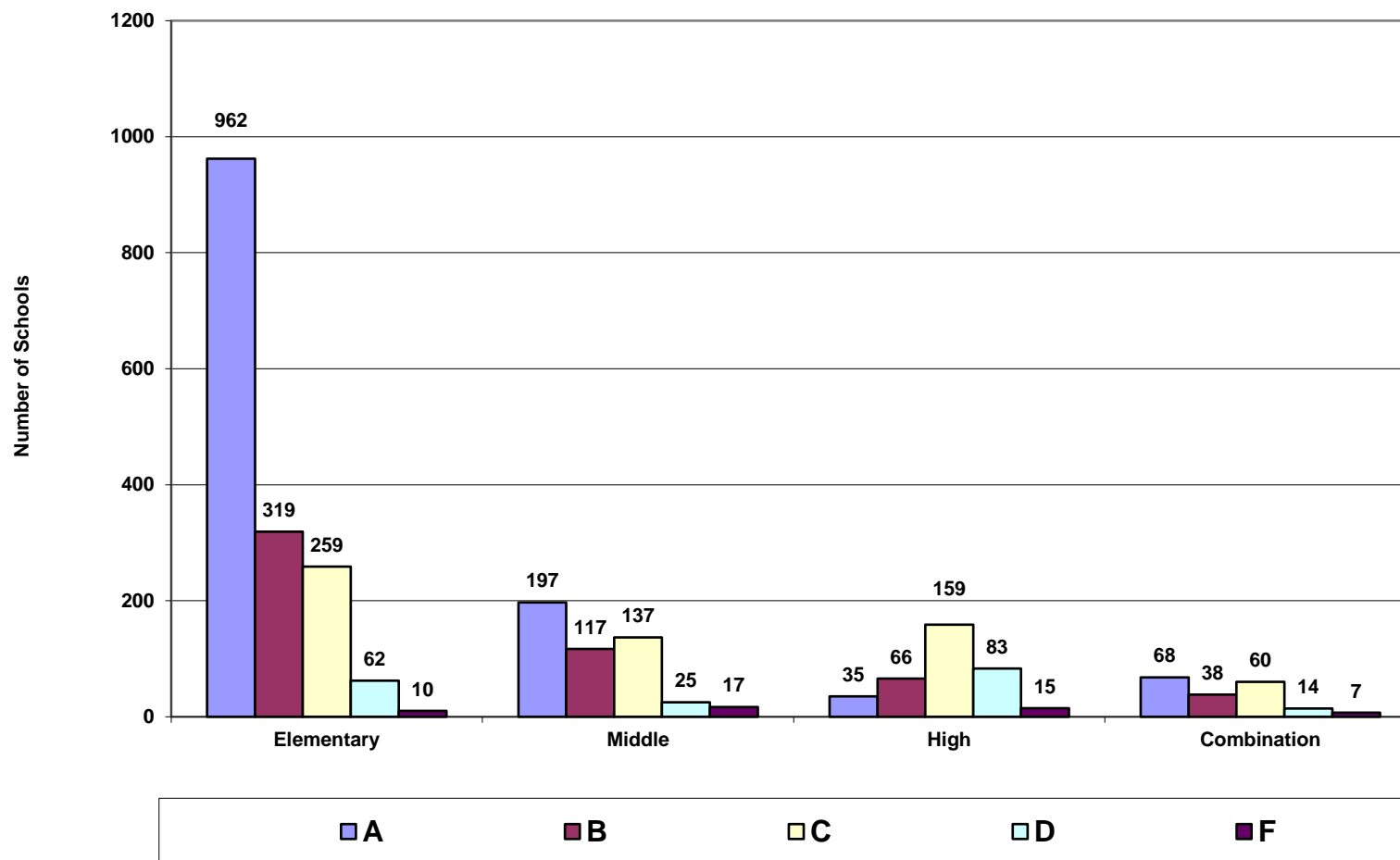


## School Grades 1999-2004



Over the past six years, increasing student achievement has led to improved school grades. Since 1999, the number of A school grades has increased from 202 in 1999 to 1259 in 2004 and an increase in the number of B school grades from 313 in 1999 to 543 in 2004. The graph shows a decrease in the number of C school grades from 1230 in 1999 to 615 in 2004 and a decrease in D schools from 601 in 1999 to 184 in 2004 and a decrease in F school grades from 76 in 1999 to 49 in 2004.

## 2004 School Grades by School Type



In 2004, there were 959 elementary schools, 197 middle schools, 35 high schools, and 68 combination schools that earned an A school letter grade. 322 elementary schools, 117 middle schools, 66 high schools, and 38 combination schools that earned a B school letter grade. 259 elementary schools, 137 middle schools, 159 high schools, and 60 combination schools that earned an C school letter grade. 62 elementary schools, 25 middle schools, 83 high schools, and 14 combination schools that received a D school letter grade. 8 elementary schools, 17 middle schools, 15 high schools, and 9 combination schools that received a F school letter grade.

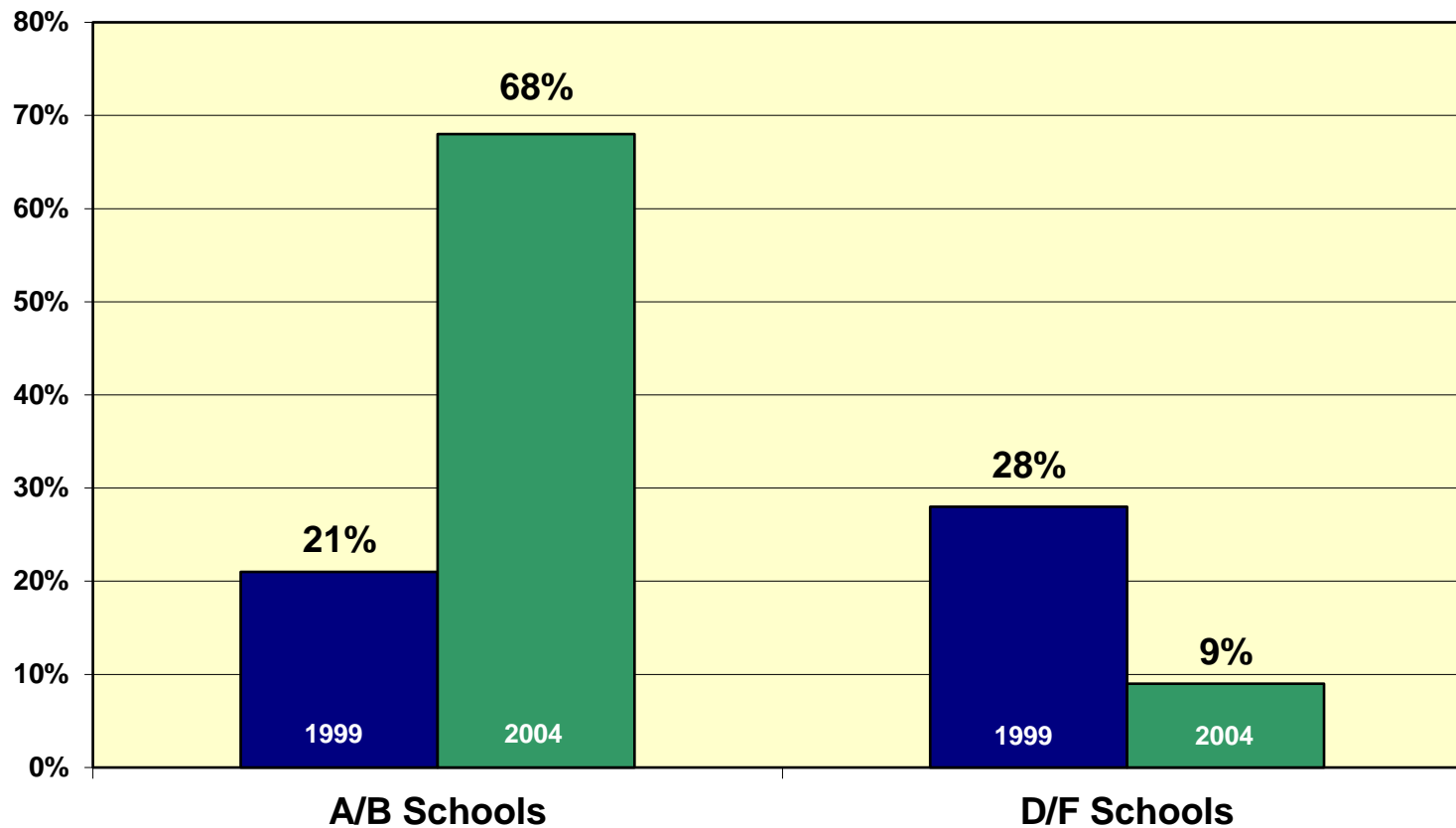
## 2004 School Grades Compared to 2003

		GRADE 2004				
		A	B	C	D	F
GRADE 2003	A	<b>977</b>	217	43	2	0
	B	189	<b>196</b>	173	5	0
	C	40	95	<b>300</b>	90	7
	D	1	8	45	<b>66</b>	15
	F	0	0	7	8	<b>11</b>
	New School 2003	32	12	21	6	6
	New School 2004	23	12	26	7	9

## Strong Connection Between School Grade and AYP Criteria Satisfied

<b>A+ Plan</b>		<b>NCLB</b>	
<b>School Grade</b>	<b>Number of Schools</b>	<b>AYP Criteria Satisfied</b>	<b>Number of Schools</b>
<b>A</b>	1262	<b>90% or more</b>	1157
<b>B</b>	540	<b>80% or more</b>	499
<b>C</b>	615	<b>70% or more</b>	536
<b>D</b>	184	<b>60% or more</b>	147
<b>F</b>	49	<b>50% or more</b>	42

## Higher Standards and Accountability Work



In 2004, 68 percent of Florida's schools earned an A or B school grade, an increase from 21 percent in 1999. In 2004, 9 percent of Florida's schools received a D or F school grade, a decrease from 28 percent in 1999.

## 2004 School Grades by District

District	Number of Schools	A	B	C	D	F
ALACHUA	41	49%	29%	12%	10%	0%
BAKER	3	0%	0%	100%	0%	0%
BAY	32	38%	31%	22%	9%	0%
BRADFORD	6	17%	17%	67%	0%	0%
BREVARD	86	83%	14%	2%	1%	0%
BROWARD	218	54%	19%	19%	7%	1%
CALHOUN	5	60%	20%	20%	0%	0%
CHARLOTTE	17	71%	12%	12%	6%	0%
CITRUS	17	53%	24%	24%	0%	0%
CLAY	30	67%	17%	17%	0%	0%
COLLIER	37	57%	5%	30%	8%	0%
COLUMBIA	12	42%	0%	50%	0%	8%
DADE	318	39%	16%	28%	14%	4%
DESOTO	5	20%	20%	60%	0%	0%
DIXIE	4	0%	25%	50%	25%	0%
DUVAL	155	34%	17%	26%	14%	8%
ESCAMBIA	58	26%	28%	34%	12%	0%
FAMU LAB SCHOOL	1	0%	0%	0%	100%	0%
FAU LAB SCHOOLS	1	100%	0%	0%	0%	0%
FLAGLER	6	50%	33%	0%	17%	0%
FRANKLIN	5	0%	20%	40%	40%	0%
FSU LAB SCHOOLS	2	100%	0%	0%	0%	0%
GADSDEN	13	0%	0%	31%	31%	38%
GILCHRIST	4	75%	25%	0%	0%	0%
GLADES	2	0%	0%	100%	0%	0%
GULF	6	17%	33%	33%	17%	0%
HAMILTON	4	50%	0%	0%	50%	0%
HARDEE	6	17%	67%	0%	17%	0%
HENDRY	10	30%	40%	20%	10%	0%
HERNANDO	19	37%	16%	47%	0%	0%
HIGHLANDS	15	33%	20%	33%	13%	0%
HILLSBOROUGH	190	48%	23%	25%	3%	1%
HOLMES	7	43%	0%	57%	0%	0%
INDIAN RIVER	21	52%	24%	19%	5%	0%
JACKSON	12	33%	25%	42%	0%	0%
JEFFERSON	3	0%	0%	33%	33%	33%
LAFAYETTE	2	0%	100%	0%	0%	0%
LAKE	40	40%	28%	25%	8%	0%
LEE	62	53%	19%	26%	2%	0%
LEON	41	49%	22%	27%	2%	0%
LEVY	11	27%	36%	36%	0%	0%
LIBERTY	3	67%	0%	0%	33%	0%
MADISON	6	0%	17%	50%	0%	33%
MANATEE	45	51%	24%	20%	4%	0%
MARION	44	50%	18%	27%	5%	0%
MARTIN	17	76%	18%	6%	0%	0%
MONROE	12	58%	8%	33%	0%	0%
NASSAU	11	55%	45%	0%	0%	0%
OKALOOSA	37	89%	11%	0%	0%	0%

## 2004 School Grades by District

District	Number of Schools	A	B	C	D	F
OKEECHOBEE	9	44%	22%	22%	11%	0%
ORANGE	153	45%	21%	24%	8%	2%
OSCEOLA	41	32%	17%	41%	10%	0%
PALM BEACH	157	52%	18%	23%	6%	2%
PASCO	56	52%	30%	18%	0%	0%
PINELLAS	122	50%	25%	18%	7%	0%
POLK	108	33%	25%	33%	5%	4%
PUTNAM	17	12%	53%	35%	0%	0%
SANTA ROSA	25	76%	16%	8%	0%	0%
SARASOTA	36	64%	19%	17%	0%	0%
SEMINOLE	54	72%	15%	11%	2%	0%
ST. JOHNS	26	62%	15%	12%	8%	4%
ST. LUCIE	32	38%	22%	31%	9%	0%
SUMTER	11	36%	36%	27%	0%	0%
SUWANNEE	5	0%	40%	60%	0%	0%
TAYLOR	4	25%	25%	25%	25%	0%
UF LAB SCHOOLS	1	100%	0%	0%	0%	0%
UNION	3	0%	67%	33%	0%	0%
VIRTUAL	2	0%	50%	50%	0%	0%
VOLUSIA	64	64%	25%	11%	0%	0%
WAKULLA	7	71%	0%	29%	0%	0%
WALTON	11	45%	36%	9%	9%	0%
WASHINGTON	6	33%	33%	17%	17%	0%
Total	2652	48%	20%	23%	7%	2%